



PORT OF GUAM
ATURIDAT I PUETTON GUAHAN
Jose D. Leon Guerrero Commercial Port
1026 Cabras Highway, Suite 201, Piti, Guam 96925
Telephone: 671-477-5931/35 Facsimile: 671-477-2689/4445
Website: www.portguam.com



Eddie Baza Calvo
Governor of Guam
Ray Tenorio
Lieutenant Governor

REGULAR MEETING OF THE BOARD OF DIRECTORS
Jose D. Leon Guerrero Commercial Port
Thursday, January 25, 2018
11:45 a.m.

A G E N D A

- I. CALL TO ORDER
- II. APPROVAL OF MINUTES
 1. December 19, 2017 – Regular Board Meeting
- III. PUBLIC COMMENTS:
 - a. Public Comments
 - b. Employee Comments
 - c. PAGGMA Association
- IV. GENERAL MANAGER'S REPORT
- V. OLD BUSINESS
- VI. NEW BUSINESS
 1. Conversion of Positions – IT Division
 2. Legal Professional Services
 3. Budget Transfer Request – Concrete Asphalt Pavement
 4. FY17 PSGP Grant Program Projects
 5. Travel Authorization Request:
 - a. One Marianas Summit Guam & CNMI, January 31-February 3, 2018, Saipan
 - b. PAG Revenue Bond Session, February 6-9, 2018, San Francisco, California
 - c. 2018 Executive Meeting, Association of Terminal Operators, Stevedoring, and Shipping Company of Micronesia (ATOSSCOM), March 12-17, 2018, Pasay, Philippines
 - d. EMI E0103: Planning Emergency Operations, March 22-23, 2018, Emmitsburg, Maryland
 - e. Incident Response to Terrorist Bombing, New Mexico Tech, March 19-23, 2018, Socorro, New Mexico
 - f. Prevention of and Response to Suicide Bombing Incidents, New Mexico Tech, April 9-13, 2018, Socorro, New Mexico
 - g. National Hurricane Conference, March 26-29, 2018, Orlando, Florida
- VII. ADJOURNMENT



PORT OF GUAM
ATURIDATI PUETTON GUAHAN
Jose D. Leon Guerrero Commercial Port
1026 Cabras Highway, Suite 201, Piti, Guam 96925
Telephone: 671-477-5931/35 Facsimile: 671-477-2689/4445
Website: www.portguam.com



Eddie Baza Calvo
Governor of Guam
Ray Tenorio
Lieutenant Governor

**MINUTES OF THE
REGULAR MEETING OF THE BOARD OF DIRECTORS
Tuesday, December 19, 2017**

I. CALL TO ORDER

There being a quorum, the regular meeting of the Board of Directors was called to order at 11:55 a.m., Tuesday, December 19, 2017. Present at the meeting were:

Francisco G. Santos, Chairman
Oscar A. Calvo, Vice Chairman
Melanie R. Mendiola, Board Secretary
Maria D.R. Taitano, Member
Nathan T. Taimanglo, Member
Joanne M.S. Brown, General Manager
Felix R. Pangelinan, Deputy General Manager, Operations
Alfred F. Duenas, Deputy General Manager, Admin/Finance
Atty. Darleen Hiton, Co-Counsel

Also present was Citigroup-Tim Rattigan, Stephen Field; Kutak Rock, LLP-Roy Koegen, Debbi Haskins; Senator Frank Aguon office-TJ Quichocho; AM Insurance-AnnMarie Muna, Angelica Perez; KUAM-Nestor Licanto and Port Management staff.

II. APPROVAL OF MINUTES

a. **November 28, 2017 – Regular Board Meeting:** Director Taimanglo made motion to approve the minutes of November 28, 2017 subject to correction. The motion was seconded by Director Taitano and was unanimously passed.

III. PUBLIC COMMENTS

- a. **Public Comments:** None.
- b. **Employee Comments:** None.
- c. **PAGGMA Association:** PAGGMA President Steven Muna announced that the PAGGMA Christmas held on December 2, 2017 was a success. He thanked the support of the corporate sponsors as well as those that attended. Also, Mr. Muna presented the Board with an expense report of the 2017 Port Week funds and indicated that all receipts have been filed with the Port Finance division. He added that the election of the PAGGMA officers is scheduled for tomorrow. All members of the association have been advised of this election.

IV. GENERAL MANAGER'S REPORT

The General Manager's report was provided for Board's information. The following key item(s) are noted as follows:

1. **Port Revenue Bond – Public Law 34-70:** On November 27, 2017, the Guam Legislature went into session and into a Committee of the Whole to address Bill No. 157-34, an Act to repeal and reenact Article 2 of Chapter 10, Title 12, Guam Code Annotated, relative to authorizing the Jose D. Leon Guerrero Commercial Port to issue revenue bonds and other indebtedness for the purposes of financing or refinancing improvements and/or working capital relating to the Jose D. Leon Guerrero Commercial Port and other related facilities and operations of the Jose D. Leon Guerrero Commercial Port; and approving the terms and conditions of the issuance of one or more series of such bonds pursuant to such article for such purposes. The legislative session took a span of six days and included the following amendments: an increase in the funding of up to \$3,628,800 for the repair and expansion of the Equipment Maintenance and repair building; the deletion from the original bill of the 2010 ANZ Guam Bank loan of \$3.5M that will not be paid out of the bond borrowing funds; the interest rate not to exceed 6.5%; the bonds shall have a principal amount not to exceed \$7.2M which is a decrease from the proposed amount of \$80M; debt service reserve fund not to exceed \$6M and added approval from the Guam Legislature would be required to authorize the Port Authority to incur indebtedness. Bill No. 157-34 was enacted into law on December 7, 2017.

2. **PUC Approval of Port's Insurance Contract:** The Public Utilities Commission approved the Port Authority's insurance contract with AM Insurance with an annual premium cost of \$2.3M for a period of five (5) years through PAG Docket No. 18-01. The insurance coverage includes: property, liability, directors and officers liability, automobile and crime insurance.

3. **Guam Legislature and Attorney General of Guam file *Amicus Curiae* Briefs with the Supreme Court of Guam on the YTK Case:** On November 13, 2017, the Guam Legislature filed an *Amicus Curiae* brief before the Superior and Supreme Court of Guam asserting its position with regards to sovereign immunity and the law regarding the Port's ability to lease its property under Public Law 26-28. On the same day, the Attorney General of Guam filed an *Amicus* brief in support of the Port's position and also supporting a reversal on the decision of the Superior Court of Guam in relation to the YTK case. The Port's counsel filed an opening brief with the Supreme Court of Guam on November 6, 2017.

4. **Legislative Public Hearing on Bill No. 121-34 and Bill No. 215-34:** On December 15, 2017, a public hearing was held by the Committee on Environment, Land, Agriculture and Procurement Reform on Bill No. 121-34 and Bill No. 215-34. Port management provided testimony on both bills. Bill No. 121-34 was relative to requiring payment of liquidated damages for fraudulent or frivolous procurement protests and requiring payment of a fine of \$10K by the Director of the procuring agency when a second procurement protest is resolved with a conclusion favorable to the protestant. If passed into law, government directors would be fined in their personal capacity and required to pay \$10K to the general fund if there

was a second procurement protest that was resolved in favor of the protestant against the government. The Director could appeal this matter to the Attorney General and if not satisfied with the decision, further appeal can be made before the Superior Court of Guam at the Director's personal cost. Bill No. 215-34 is relative to an act to grant administrative jurisdiction of a four-acre portion of Parcel 1-3 to Guam Customs and Quarantine Agency. The property contains approximately 22 acres and was transferred to the Port from the Navy. Said property was identified in subsequent port masterplans and was most recently included in the Port's 2013 masterplan that was adopted under Public Law 32-155. In Port testimony, it was stated that the port yard was 12 acres in size when it was originally constructed and has since expanded by an additional 31.1 acres over the past 30 years and is now around 43.1 acres in size. It was relayed that the Port will eventually need to expand into Parcel 1-3 over the next 15-20 years to accommodate additional growth and economic activity on the island. The Port informed the Committee that Customs has been provided an alternate site at the Port's Container Freight Station building for Customs to conduct needed covered inspections. It was requested for the Port and Customs to be provided with an opportunity to collaborate on a suitable location that can meet the needs of Customs for around four-acres and still address the Port's needs to ensure that the yard remains contiguous for operational and security requirements. The Committee provided the Port and Customs until the end of January 2018 to further collaborate on a suitable location and if needed, address a substitute bill depending on the outcome of the discussions with the Port and Customs.

5. **Port Annual Report Submitted to the Public Utilities Commission:** As required by PAG Docket 17-01, the Port filed its annual report to the Public Utilities Commission on October 31, 2017. The filing requirement relates to the Port's 5-year tariff.

6. **Meeting with Office of Economic Adjustment:** The Port met with Office of Economic Adjustment Gary Kuwabara on November 6, 2017. Topic of discussion included the Port's CIP bond program; update on the TOS system; Owners/Agent Engineer Scope of Service for 2018-2020 for the continued tariff, TOS, and CIP Bond Program, crane replacement, gate operating system, safety and environmental program and an update of the Port's Master Plan. Mr. Kuwabara stated that he would provide feedback if his Director was open for further consideration, the Port would need to submit an application by March 2018 for a 2-year grant performance period.

7. **Port's MagPro Winners for 2017:** Congratulations to the MagPro Winners – Safety Officer II Joshua Candoleta in the category of Safety Inspection & Administration; Cargo Checker Corey Vincent Roberto – Equipment Operation & Related; Port Police Supervisor Higinio Camacho – Security & Correction; Tariff Supervisor Jennifer Leon Guerrero – Female Athlete of the Year; and Administrative Officer Evelyn Bagaforo – General Administration & Management Analysis. Additionally, congratulations to the Port's PAGGMA association for their continued success as the number one Employee Association in all of the government of Guam.

V. OLD BUSINESS

1. **WSP – Environmental, Health & Safety Program Development:** As directed by the Board of Directors at its previous meeting, Mr. Felix R. Pangelinan, Deputy General Manager of Operations (DGMO) presented the Board with detail information on the scope of the Environmental, Health and Safety (EHS) Program development. Technical considerations include a comprehensive EHS site tour and interviews; a comprehensive EHS plan and manual; and development of required EHS documentation, filing and reporting systems. The Vice Chairman made motion to transfer the sum of \$250,000.00 from the Other Small Projects account to the OAE Consultant Services account. Motion was seconded by Director Taimanglo and was unanimously approved.

2. **Matson Technical Services:** Back in September 2015, an assessment was conducted on Gantry 3 that was necessary to support the Port's decision to repair or salvage the crane. The assessment concluded that the crane presented structural integrity concerns which posed potential safety and hazardous conditions. Management at that point then determined it critical to obtain a more comprehensive evaluation for the safe working conditions and environment of the port employees. In August 2016, management engaged Matson to perform an upgrade feasibility study, crane inspection and crane repair cost analysis/estimate. The findings revealed that the crane was not economically viable for refurbishment, nor structurally sound. There were severe corrossions, electrical and mechanical deficiencies. The recommendation was to condemn the crane and remove by dismantling. Based on this, the survey of Gantry 3 was completed on November 2016. As such, request is being made to ratify payment for the crane assessment report to Matson in the amount of \$40,225.00. Director Taitano made motion to ratify payment on the crane assessment technical service report performed by Matson in the amount of \$40,225.00. Motion was seconded by Director Mendiola and was unanimously approved.

VI. NEW BUSINESS

1. **Legal Professional Services:** Mr. Alfred F. Duenas, Deputy General Manager of Administration (DGMA) mentioned that in review of the legal billing for the month of November 2017 revealed that such billing has exceeded the threshold of the contract. In accordance with the Professional Services Agreement for legal representation, Section III Compensation, the consultant's monthly billings shall not exceed the sum of \$70,000.00 per month without prior written approval or subsequent ratification by the Port Board of Directors. November 2017 billing has a variance of \$9,043.75. As such, management requests for Board ratification of the difference in the legal invoice for the month of November 2017. Director Mendiola made motion to ratify the variance in legal services for the month of November 2017 at \$9,043.75, seconded by the Vice Chairman. Motion was unanimously approved.

2. **Resolution No. 2017-22 Bond Financing Program:** The Vice Chairman made motion to approve Resolution No. 2017-22 relative to authorizing the Port Authority of Guam to proceed with the issuance of revenue bond financing, seconded by Director Taitano. Motion was unanimously approved.

3. **Risk Management Consultant:** The DGMA mentioned that the Risk Management Consultant, IRIS Inc., has extended its services up to December 2017 to include one travel that is allowable under the contractual agreement with the Port Authority. Request is now being made to authorize the transfer in the amount of \$6,030.00 from Miscellaneous Expense to Insurance Consultant to cover the shortfall. Director Taitano made motion to transfer the amount of \$6,030.00 from Miscellaneous Expense to Insurance Consultant, seconded by the Vice Chairman. Motion was unanimously approved.

4. **Renovation of PAG Engineering, Safety and Stevedore Offices:** For informational purposes, the DGMA mentioned that the Board had originally approved a ceiling of \$340K for the renovation of the Port Engineering, Safety and Stevedore offices. Once the project ensued, there were additional work found that required immediate attention which resulted in a cost overrun of about 25% for the overall project. He stated that attempts were made to recycle parts of the office space materials; however, discovered that there were some materials that was unsalvageable due to the extent of the termite infestation.

5. **Travel Accommodations:**
- a. **Incident Response to Terrorist Bombing, January 29-February 2, 2018, New Mexico Tech, Socorro, New Mexico:**
 - b. **National Emergency Management Executive Academy, February 26-March 1, 2018, National Emergency Training Center, Emmitsburg, Maryland:**

Director Taimanglo made motion to approve the travel authorization request as presented or as otherwise designated by the General Manager to which includes all the travel course schedule of the NEMEA program presented, seconded by Director Taitano. The motion was unanimously approved.


VII. ADJOURNMENT

There being no further business to discuss, it was moved by Director Mendiola and seconded by Director Taitano to adjourn the meeting at 12:30 p.m. The motion was unanimously passed.



MELANIE R. MENDIOLA, Board Secretary
Board of Directors

APPROVED BY:



FRANCISCO G. SANTOS, Chairman
Board of Directors





PORT AUTHORITY OF GUAM
GOODWILL AND MORALE ASSOCIATION
PAGGMA
1026 Cabras Highway, Ste. 201
Piti, Guam 96925

January 19, 2018

Hafa Adai PAGGMA Members,

A meeting of the Board of Directors for year 2018-2019 was held on Thursday, January 18, 2018 at the Port Authority of Guam, Human Resources Training Room. The positions of the newly elected officers were voted amongst themselves are as follows:

Raymond B. Santos, President
Steven P. Muna, Vice President
Betty Ann Wusstig-Perez, Secretary
Gussieannmarie Diaz, Treasurer
John B. Santos, Parliamentarian
Christopher Aguigui, Sergeant At Arms

We thank you our valued members in making PAGGMA a prosperous organization and we look forward to your continued support.


RAYMOND B. SANTOS
President

General Manager Report

To

PAG Board of Directors

Thursday, January 25, 2018

Air Emissions Adversely Impacts Port Authority Employees Case No. 117-17

On Wednesday, December 20, 2017, six employees at the Port were affected by a foul odor that was believed to have been emitting from the GPA Cabras Power Plant. Safety Administrator Vince Acfalle reported that around 3:05 p.m., his office received a report from Stevedore Leader Reed Topasna that Stevedores were complaining of a strong odor emitting from an unknown source. Safety Administrator Acfalle and Safety Inspector III Paul Salas reported to the Yard dockside to conduct an investigation on the source of the foul odor and relayed that the odor appeared to be emitting from the Guam Power Authority Cabras Number 1 and 2 smokestacks. The Safety Division then issued dust masks to all the employees that were working in the Yard at that time.



Guam Power Authority Cabras Nos. 1 and 2.

Safety Administrator Acfalle contacted the Guam EPA Head of the Monitoring Division Jesse Cruz and provided him an explanation of the situation at 3:55 p.m. Monitoring Division Head Cruz responded that he will notify the responders and call Safety Administrator Acfalle back. However, by 4:15 p.m., Safety Administrator Acfalle had not received a call back from Guam EPA so he contacted Environmental Specialist Systems Analyst Galo Baluran who informed him to contact 911 and relayed that the Guam Fire Department would provide its own assessment and then contact appropriate agencies as needed. Specialist Systems Analyst Baluran informed Safety Administrator Acfalle that this process was required under GEPA protocol. The Port complied and contacted 911 at 4:20 p.m.

At 4:38 p.m. Engine No. 7 and Medic No. 1 from the Guam Fire Department arrived at the dockside by Gantry No. 4. By this time, Port employees were starting to complain of nausea and dizziness. Guam Fire Lt. Pete Carbullido requested that operations be suspended at 4:43 p.m. so that assessments could be made on the Port employees. There were initially six (6) employees that were assessed: Crane Operator Gerald Torres, Equipment Operator II Chris Waki, Equipment Operator Rolly Borja, Equipment Operator II David Teixeira, Equipment Operator II Kevin Cruz, and Equipment Operator Casual Brandon Naputi. Guam Fire determined at 5:15 p.m. that Crane Operator Gerald Torres needed to be transported to GMH for further evaluation.

Safety Administrator Acfalle went on to report that Lt. Carbullido stated that the heavy order was possibly emitting from GPA's smoke stack but due to the change in wind direction and time that had elapsed since the initial report, the smoke and strong order was no longer determined to be a threat and Guam Fire cleared the Port to resume operations. However, by 5:27 p.m. Safety Inspector III Salas received a call from Transportation Leader that Crane Operator Jesse Diego was feeling ill and stated that he was operating Gantry No. 4 from 1:00 p.m. to 4:00 p.m. when he started feeling nauseated. At 5:45 p.m. Medic No. 5 from the Guam Fire Department arrived and evaluated Crane Operator Diego and subsequently transported him to GMH for further evaluation.

When the GM was notified of the situation, as she was on leave for that afternoon, she instructed Acting GM Pangelinan who in turn notified Safety Administrator Acfalle at 5:48 p.m. to shut down Port operations and order all personnel in the Yard to go indoors (Transportation Lounge at the CFS Building) until a determination could be made as to the cause of the obnoxious order and an assessment be provided to clear air quality for operations. In addition, as she was made aware that Safety Administrator Acfalle was having difficulty contacting GPA management, so she contacted CCU Board Member Simon Sanchez, as GM John Benavente was off island, and requested his assistance in facilitating contact with GPA management to respond to the emissions issue that was affecting the Port employees.

Safety Administrator Acfalle then proceeded to the GPA Power Plant Unit No. 7 at 6:05 p.m. and spoke with Supervisor Franke San Nicolas who relayed that he could not address the problem until he spoke with his management personnel in the morning. Safety Administrator Acfalle then went to Cabras Power Plants No. 1 and No. 2 and spoke to Power Systems Controller Frances Guerrero at 6:20 p.m. who also stated that he could not address the situation until the following morning.

The GM arrived to the Port around 7:15 p.m. and was followed by Guam EPA Administrator Walter Leon Guerrero, Fire Chief Joey San Nicolas and Matson Representative Eason Cornelius. Deputy GM Pangelinan contacted the Office of Civil Defense and Homeland Security to report the incident. However, there was no response to his call. Fire Chief San Nicolas contacted his HAZMAT Team who arrived by 8:33 p.m. to conduct an additional assessment. In addition, at the request of Matson, its contractor UNITEK Specialist Brad Wolf also arrived at the Port.

The Port Safety Team then accompanied the GFD HAZMAT Team and conducted Air Quality sampling at seven locations around the Yard compound. In addition, UNITEK Specialist Wolf conducted sampling on the Gantry Boom Stations and Operator's Cabs. At 9:40 p.m. Fire Chief San Nicolas conducted a debriefing with Port Management and gave the all clear to proceed. He then recommended to Deputy GM Pangelinan that for future operations, Port employees use an N-95, P-100 or half face respirator. Safety Administrator Acfalle reported that Chief San Nicolas had classified the incident as a nuisance.

Safety Administrator Acfalle concluded in his findings that the cause of this incident was due to the Guam Power Authority's Cabras Units No. 1 and No. 2 that had been energized that afternoon after four (4) days of down time. He also noted that the Port had a difficult time contacting GPA's management with regards to this incident. Safety Administrator Acfalle recommended that an established line of communication and point of contact listing for the Port, Guam Fire, Guam Power and Guam EPA be provided to all parties. He also recommended that GPA install monitoring devices at the Port to address future emission events. In addition, he also recommended that the Port procure monitoring devices so that key employees could readily mobilize to test for air quality and as needed.

GPA issued public press release that Guam Fire had cleared it of responsibility for the incident. However, Guam Fire's HAZMAT Team did not arrive until after 8:30 p.m. that evening, five and a half hours after the initial report was made on a foul odor in the air.

On Thursday, December 21, 2017, the GM held a meeting at the Port Command Center with representatives from GPA, Guam EPA, and the Guam Fire Department. The focus of the discussion was to address how the incident that had occurred during the previous day could be avoided during future operations. The Port's Safety Division is working with GPA, Guam EPA,

and Guam Fire to address additional monitoring needs here at the Port to avoid a future incident. In addition, all needed contact information has been provided to all the listed agencies in the event of a future emergency.

On Thursday, January 4, 2018 and on Wednesday, January 24, 2018, Deputy GM Pangelinan, Safety Administrator Vince Acfalle met with GPA's Environmental and Safety Team and GPA's Contractor IHP to further discuss monitoring plans for the Port Yard and Gantry Cranes. As a result of the meeting the Port and GPA will be finalizing a Memorandum of Understanding to install air monitoring equipment in the Port's Yard. In the interim, the Port has requested the use of GPA's handheld monitors until such time as the stationary monitoring systems are in place.

The GM will continue to keep the Port Board updated on this matter until the MOU is implemented and the air monitoring systems are in place.

PUGG Meeting for January 2018

The PUGG Meeting for January was held on Thursday, January 18, 2018. Present on behalf of the Port were the GM, Deputy GM for Operations Felix Pangelinan, Operations Manager John Santos, Maintenance Manager Ernie Candoleta, Transportation Superintendent Ray Santos, Engineer Manager Simeon Delos Santos and Environmental Compliance Specialist Paul Santos.

Present on behalf of the PUGG were Matson Representative Tom Dillon, MSA Representative Byron Valera, APL Representative Ray Hartley and MELL Representative Ed Cruz.

Present on behalf of Customs and Quarantine was Captain of the Maritime Section Franklin Taitague.

Present on behalf of the U.S. Coast Guard was Chief of Investigations Eugenia Leonard.

Operations Manager Santos started the meeting by relaying that the holiday schedule for the year had been forwarded to the members for their reference. He went on to discuss the procedures for a Special Service Request and asked the members to update their authorization for staff members that had been designated by their companies to make such request. He stated that there are Port staff in the Yard that respond to the services requested and also a Port finance staff that processes the billings for services that have been provided. He elaborated that this also applies to the Credit Customers since not just anyone from their companies can make an official request on behalf of their companies. In addition, Operations Manager Santos also requested that if the representative from a company changes, the respective company should provide a Disassociation Letter to the Port so that the Port is aware that the former employee is unable to transact business on behalf of their company with the Port.

Operations Manager Santos went on to discuss the issue of the seals on containers that he stated was still a touchy subject and noted that containers can only be released with the approval of Customs. Deputy GM Pangelinan commented that the inspections for the seals on containers leaving the Port are currently performed by Port Police. However, he stated that this was a Customs function and that the Port was intending to return the responsibility of these inspections on the seals back to Customs.

Operations Manager Santos also wanted to provide a reminder that proper notice procedures were still required for the transportation of hazardous materials into the Port from a shipping vessel. He stated that the Port does not have a manifest of what is contained in the containers that are provided to Customs. He added that in the event of a spill, the carriers are required to provide their own response team. Operations Manager Santos also emphasized the importance of having this information available so that employees can also be protected prior responding to an incident such as a leaky container. He stated that having the information and documentation prior to the arrival of the vessels was absolutely critical.

MSA Representative Byron Valera inquired if a preliminary and actual load plan was needed to which Operations Manager Santos responded affirmatively.

Environmental Compliance Specialist Paul Santos discussed the recent incident with the emissions from GPA with special focus on Sulfur and Nitrogen Dioxide that had impacted Port employees several weeks earlier. He stated that the Safety Division has been coordinating with GPA and EPA on this issue and had scheduled another meeting to be held the following day on Friday, January 19, 2018. He stated that he would keep the PUGG updated on this matter.

Operations Manager Santos talked about the safety requirements for vessel crew members to transit to and from the Yard. He added that the Port provides a shuttle service that has set times to enter and exit the Yard. He recommended that the carriers provide reminder notices to the crew concerning the schedule and added that they need to relay to their crew members to act properly and not give the shuttle driver a hard time especially when the crew may have been "out on the town" drinking. He noted that in some cases the crew members have been belligerent to the drivers and that this was not acceptable behavior. In these cases and in between the regularly scheduled shuttles provide from the Port, crew transportation becomes the responsibility of the agent. Coast Guard Chief of Investigations Leonard informed the group that if a crew member was acting belligerent or irresponsible to please notify the Coast Guard as they can take appropriate action to include the removal of the crew member's TWIC card.

Operations Manager Santos then discussed the ongoing issue with regards to invasive species as there have been some issues concerning the implementation of procedures to standardize the response of the Port, the Department of Agriculture and Customs and Quarantine. Deputy GM

Pangelinan recommended that the carriers also have their crew members conduct inspections while their vessel are out at sea to minimize time delays when a vessel arrives at the Port and invasive species are found when cargo is being unloaded. MELL Representative Cruz stated that cargos for his vessels are fumigated.

Deputy GM Pangelinan stated that the Port had previously worked out protocols with Agriculture and Customs with regards to the Standard Operating Procedures that are to be implemented if invasive species are found on cargo and on the cargo vessel. He added that the Port Safety Division does not have jurisdiction in this area and that the responsibility to address the investigation and determined action falls under the Department of Agriculture and Customs.

The GM brought up the recent issue with the Gold Dust Day Gecko that was discovered during an operation and that the response received from Customs to the Port's Safety Division was to contain the gecko to be picked up by Customs the following day and to contact Customs if Port personnel were to encounter another gecko. When the GM was informed of this situation by Port Safety during an evening operation, she requested Deputy GM Pangelinan to go to the Port that evening and further investigate the situation as proper protocols concerning this incident were not being followed. Deputy GM Pangelinan responded that the Customs Biosecurity Team is responsible for responding to these incidences and then work with Department of Agriculture to address this situation.

Operations Manager Santos went on to discuss an upcoming aggregate operation that is scheduled for February and will be located at F-3 and F-4 to move aggregate and 2,000 1-Ton bags of cement.

The GM also provided an update to the PUGG on the status of the bond procurement since the legislation was signed into law by Governor Eddie Calvo. She stated that an initial Working Session has been scheduled during the week of February 5th 2018 in San Francisco. She also informed the group that as the legislature had reduced the bond ceiling from \$80 million to \$72 million and the interest rate down from 7% to 6.5% and added that the Port will do its best with GEDA to determine the viability of the Port's bond initiative in the bond market.

Decrease in Container Cargo and Increase in Breakbulk Cargo for the Months of October and November 2017

As of October 31, 2017 (beginning of FY2018) the Port handled 7,528 containers. This represents an 8% decrease compared to October of 2016 when the Port handled 8,179 containers.

Containers for October of 2017 were divided into the following categories:

Import/Export	45%
Stuffed Transshipment	55%
Empty Transshipments	0%

As for October of 2017, Breakbulk numbers, the Port handled 21,554 revenue tons which represented an increase of 6,949 revenue tons or an increase of 48% from October of 2016 when the Port handled 14,605 revenue tons.

The Cargo Throughput Revenues for October of 2017 were \$3,698,382 in comparison to October of 2016 which was \$3,566,082. This was an increase of \$132,300.00.

As of November 30, 2017 the Port handled 14,915 containers. This represents a 14% decrease compared to November of 2016 when the Port handled 17,424 containers.

Containers for November of 2017 were divided into the following categories:

Import/Export	53%
Stuffed Transshipment	46%
Empty Transshipments	1%

As for the November 2017 Breakbulk numbers, the Port handled 25,832 revenue tons which represented an increase of 6,817 revenue tons or an increase of 36% from November of 2016 when the Port handled 19,015 revenue tons.

The Cargo Throughput Revenues for November of 2017 were \$7,198,672 in comparison to November of 2016 which was \$7,385,153. This was a decrease of \$186,481.00 ✓

Amicus Curiae Briefs filed with the Supreme Court of Guam

On Monday, November 6, 2017, Port Counsel, Attorney Mike Phillips filed the Port's Opening Brief with the Supreme Court of Guam. Copies of the Amicus Curiae briefs have been previously forwarded to the Board Members for reference.

On Monday, November 13, 2017, Guam Legislative Counsel on behalf of the Guam Legislature also filed its Amicus Curiae briefs with the Supreme Court of Guam.

Port Counsel and management will continue to provide updates to the Board on the YTK case as this matter proceeds through the Supreme Court of Guam.

Supreme Court Hearing on Port Transportation, Stevedore, and Terminal Employees

On Friday, November 3, 2017, a hearing was held at the Supreme Court of Guam to hear Oral Arguments on the Port Transportation, Stevedore, and Terminal Employees vs. the Guam Civil Service Commission and the Port Authority of Guam. Attending the hearing on behalf of the Port was the GM, Deputy GM for Operations Felix Pangelinan, and Deputy for Administration and Finance Alfred Duenas. Also present were the Port's Legal Counsels Mike Phillips, Darleen Hiton and Theresa Rojas.

Port Counsel Rojas presented the Port's position that employees were required to work a forty (40) hour work week before they were eligible to receive overtime compensation. The Port employees represented by their Guam Federation of Teachers (GFT) Counsel argued that a previous GM had signed a policy memorandum in 1998 that overtime could be earned after an eight (8) hour workday. However, since that time the Ports Rules and Regulations have been adopted by the Guam Legislature and are concurrent with the forty (40) hour work requirement prior to overtime being earned. Operational personnel are currently assigned to ten (10) hour work days, four (4) days a week.

Association of Pacific Ports 2018 Winter Conference

Chairman Frank Santos, Board Member Maria Taitano and the GM attended the Association of Pacific Ports 2018 Winter Conference that was held at the Westin, Ka'anapali, Maui, Hawaii from Wednesday, January 10, 2018 to Friday, January 12, 2017.

There were a number of topics covered in the conference presentation agenda to include Port Developments for LEED and Sustainable Buildings, Challenges and Considerations for Port Remediation Projects and Port Infrastructure: Building with Materials of the Future. Board Member Taitano, who also serves as a APP Regional Representative, facilitated as a moderator for the session on "Latest Pacific News and Developments."

Prior to attending the APP meeting the Guam delegation met with Matson's Pacific Senior Vice President Vic Angoco and Pacific Director of Sales Len Isotoff at the Matson Navigation Corporate Headquarters located on Sand Island, Oahu, Hawaii. The GM's travel report contains further information concerning the meeting with Matson and the APP Conference events.



Board Member and Regional representative Maria Taitano participating at the APP Executive Committee Meeting.

One Marianas Summit

On Tuesday, January 16, 2018, the GM attended the One Marianas Summit that was held at the Pacific Star Hotel in Tumon. Governor Eddie Calvo had requested the presence and participation of key Government Directors to include the Port GM. The purpose of the summit was to facilitate discussion and interaction between the Government of Guam and the Government of the Commonwealth of the Northern Mariana Islands (CNMI) on issues of mutual concern that can benefit from joint coordination and policy implementation. In addition to the Port, other agencies that participated include the Governor's Office, Homeland Security, Guam Fire, Guam Economic Development Authority, Guam Visitor's Bureau and the Department of Labor. Also attending and serving as a guest speaker was Senator Will Castro. Participating on behalf of the CNMI Government was Governor Ralph de Leon Guerrero Torres' Acting Chief of Staff and Press Secretary Kevin Bautista and Office of Homeland Security Grants Manager Brian San Nicolas.

The Port of Guam has been requested to serve as a part of the Commerce, Tourism, and Ports (Airport and Port) Committee identified as Group II. An Inaugural Marianas Working Group Business Meeting is scheduled to be held on Thursday, February 1, 2018 and Friday, February 2, 2018 in Saipan at the Fiesta Resort Hotel. On Friday, January 19, 2018, Governor's Chief of Staff Mark Calvo sent a letter to Board Chairman Santos requesting the Port's participation to attend the Marianas Working Group Business Meeting. If the Board concurs on the GM's participation, she will provide a report back to the Board on the engagement with the CNMI

Ports Authority and the discussions and initiatives of the Commerce Group related to Port operations and infrastructure.



Guam and CNMI Representatives at the Guam-CNMI Summit.

PUC Hearing on PAG Docket 18-02

On Thursday, January 18, 2018, the Port received notice from the Public Utilities Commission that it will conducted a special business meeting on Tuesday, January 30, 2018, at Suite 202 GCIC Building, 414 W. Soledad. On the agenda is the following:

PAG Docket 18-02, True-Up Review, ALJ Report, and Proposed Order

This is in relation to the Port's Tariff request that was approved through Docket 17-01. This report will be provided annually to the PUC until the end of the five year period authorized for the tariff increase. Port Management will be in attendance and the GM will report back to the Board on the outcome of the meeting.

Port's 2018 Holiday Schedule

On Tuesday, January 2, 2018, the GM provided the Port's 2018 Holiday Schedule for reference to all Shipping Agents, Port Tenants and Port Division Managers.

Day	Date	Holiday
Monday	January 15	Martin Luther King Day
Monday	March 5	Guam History and Chamorro Heritage Day
Monday	May 28	Memorial Day
Wednesday	July 4	Independence Day
Friday	July 20	Liberation Day
Monday	September 3	Labor Day
Friday	November 2	All Soul's Day
Monday	November 12	Veteran's Day
Thursday	November 22	Thanksgiving Day
Friday	December 7	Our Lady of Camarin Day
Tuesday	December 25	Christmas Day
Tuesday	January 1, 2019	New Year's Day

The GM also relayed that there are will be no vessel operations to be performed from 7:00 p.m., December 24, 2018 to 7:00 a.m., December 26, 2018 for Christmas Holiday and from 7:00 p.m., December 31, 2018 to 7:00 a.m., January 1, 2019 for the New Year Holiday.

Legislative Certificate Presentation to Port MagPro Employees

On Thursday, January 4, 2018, Port Oversight Chairman for the Committee on Guam-U.S. Military Buildup Infrastructure and Transportation Senator Frank Aguon provided Legislative Certificates of Recognition to Port employees at the Board Room to recognize their outstanding service and contributions to the Government of Guam and the Port Authority.



Port MagPro Employees receive legislative certificate from Port Oversight Chairman Frank Aguon.


Port's Participation at Government House Peace Festival

Port Authority of Guam staff participated and hosted in the 2017 Peace Festival that was held at Government House on Friday, December 29, 2017. Port Managers and Division Heads contributed monetary donations to purchase 400 bags of popcorn that were served to visitors who came to enjoy the magnificent Christmas lighting displays at Government House. The following employees provided voluntary staff assistance for the evening:

Contract Management Administrator Steve Muna
Safety Administrator Vince Acfalle
Wife of Vince Acfalle Josephine Acfalle
Grandchild of Vince Acfalle Laeljay Acfalle
Grandchild of Vince Acfalle Gabriela Jay Acfalle
Grandchild of Vince Acfalle Grayson Acfalle
Administrative Assistant Betty Ann Wusstig-Perez
Planner IV Dora Perez
Planner IV Donna Lizama- Acosta
Accounting Technician I Julie Siatan
Administrative Assistant Gussieannmarie Diaz
Administrative Assistant Asuncion Nocon
Clerk III Denise Calvo
Friend of Denise Calvo Jaaime Lizama
Stevedore Chris Aguigui



L-R: Admin Assistant Betty Ann Wusstig-Perez, Planner IV Dora Perez, Stevedore Chris Aguigui, Safety Administrator & Family, Planner IV Donna Lizama-Acosta, Admin Assistant Gussieannmarie Diaz, Accounting Tech I Julie Siatan, CMA Steven Muna.



L-R: Clerk III Denise Calvo, Accounting Tech I Julie Siatan, Admin Assistant Betty Ann Wusstig-Perez, Admin Assistant Connie Nocon.

Port Safety Issues

Property Damage to Tractor No. 104 Case No. 104-17

On Tuesday, December 5, 2017, the GM received a report from Safety Administrator Vince Acfalle dated Wednesday December 29, 2017 concerning damage to Tractor No. 104. According to Safety Administrator Acfalle, Safety Inspector II Kenneth Santos had received a call from Port Police Officer II Eric Salas concerning damage to the breakaway nipple for Tractor No. 104. He reported that Equipment Operator II Antonio Untalan was operating Tractor No.104 and had been assigned to the Vessel Manulani operation. Equipment Operator Untalan stated that he had dropped off a 40-foot chassis into the parking stall at Area S. When he pulled away, he thought he had disconnected the air lines from the chassis which caused the air lines to stretch out causing the breakaway nipples to snap-off from the rear of the tractor. This resulted in damage to breakaway nipple and no damage to the air hoses.

Port Police II Eric Salas and Safety Inspector II Santos responded to this incident.

Safety Administrator Acfalle determined in his findings that Equipment Mechanic II Richard Flores indicated that the half inch break away plastic fitting mounted to the tractor broke off due

to the air hoses being stretched out. He noted that the plastic break away fitting is a safety device designed to break off under certain stress levels and is used as a precautionary measure when glad hands are still engaged or when service lines are stretched out. Safety Administrator Acfalle reported that the estimated cost to replace the breakaway nipple is around \$60.00.

Safety Administrator Acfalle concluded that the primary cause of the incident was Equipment Operator II Untalan's failure to follow proper procedures. He recommended that this incident be forwarded to the Accident Review Board for review and to then provide their recommendations to the General Manager for appropriate action.

Damaged Property – Matson Chassis Case No. 105-17

On Tuesday, December 5, 2017, the GM received a report from Safety Administrator Vince Acfalle dated Monday, November 27, 2017 concerning an incident that had occurred on Thursday, November 23, 2017. According to Safety Administrator Acfalle, Crane Operator Gregorio Babauta had been assigned to operate Gantry No. 4 and Equipment Operator II Francisco Mendiola had been assigned to operate Tractor No. 95 to dray containers for Gantry No. 4 during the Vessel Kota operations, a 20-foot Mell Line container was discharged and while it was being placed onto a Matson chassis, it landed hard damaging the front cross member twists lock ends. Crane Operator Gregorio Babauta immediately hoisted the container up, and Equipment Operator II Mendiola noticed that the chassis that he was draying incurred damages. Equipment Operator II Mendiola immediately notified Transportation Leader Anthony Concepcion who in turn notified Safety Inspector II Robert Lau and Port Police II Angela Cabrera of the situation.

Safety Administrator Acfalle determined in his findings that Equipment Operator II Mendiola was stationary under the gantry as the container was being loaded onto the chassis. The landing of the container onto the chassis made a very loud sound that reportedly could be heard at a distance of eighty feet (80') by Safety Inspector II Robert Lau and Transportation Leader Concepcion who were on the dockside at F-5 at the time of the incident. When Crane Operator Gregorio Babauta hoisted up the container, Equipment Operator Mendiola noticed the damage and drove away from the dockside to the area where Safety Inspector II Robert Lau was located, as not to hinder the ongoing vessel operation.

Safety Administrator Acfalle noted that the container landed so hard onto the chassis that it bent both the left and right front cross member ends, where the twist locks were affixed. Fortunately there was no damage to Tractor No. 95.

Safety Administrator Acfalle concluded that Gantry operators should be more cognizant when loading a container onto a bare chassis. He recommended that this matter be discussed in the Accident Review Board with the emphasis on gantry operators being more cognizant when loading a container onto a bare chassis. He also recommended that the Board forward its findings to the General Manager for appropriate action.

Property Damage – Vessel Kyowa Cattleya Pontoon Cover Case No. 106

On Tuesday, December 5, 2017, the GM received a report from Safety Administrator Vince Acfalle dated Monday November 27, 2017 concerning an incident that occurred on Friday, November 24, 2017 regarding property damage. Safety Administrator Acfalle reported that Crane Operator Edwind Malaga was operating Gantry No. 6 and was assigned to the Vessel Kyowa Cattleya operations at F-4. While he was discharging a 40 foot chassis onto the dockside, the chassis hit the pontoon cover and the paint at the lifting points were scratched during the operation. Winch Operator Thaddeus Sanchez reported the incident Stevedore Supervisor I Reed Topasna, Safety Inspector II Robert Lau, Port Police Officer II Jerry Sanchez and Port Police Officer II Angela Cabrera were notified of the incident.

Safety Administrator Acfalle determined in his findings that Crane Operator Malaga discharged the chassis onto the dockside at F-4 prior to a shift change. Winch Operator Sanchez had been below deck in Hatch No.1 rigging a sling. Crane Operator Malaga had secured for the day without reporting that the chassis had hit the vessels pontoon cover as it was being discharged. Safety Administrator Acfalle noted that as Winch Operator Sanchez was departing the vessel to secure for the day, he noticed that the vessel crew was taking photographs of the chassis on the dockside. He then proceeded to the Stevedore's Office and informed Stevedore Supervisor Topasna of the incident.

Stevedore Supervisor Topasna and Winch Operator Sanchez then proceeded to the dockside and found the vessels Chief Mate Lani V Sarsuelo and the 3rd Officer Jay M Habaraoas inspecting the chassis. Safety Administrator Acfalle went on to elaborate that the chassis paint was scratched at the four (4) lifting points and in front of the gooseneck. The chassis were also discharged onto the dockside using four (4) web slings that were placed in the tie down hooks. He also determined that the discharging operation was a straight lift and that the chassis hit the forward pontoon cover when it was being hoisted up out of Hatch No. 1.

Safety Administrator Acfalle concluded that the two (2) long boat web slings should have been placed underneath the chassis with one below the gooseneck and the other on the aft end above the tires. The chassis should not have been discharged using the four (4) web slings attached to the tie down hooks.

Safety Administrator Acfalle recommend that this incident be discussed in the Accident Review Board with an emphasis on proper rigging of slings on equipment to be discharged or for loading. He also recommended that the Board forward its findings to the General Manager for appropriate action.

Property Damage – Tractor No. 92 Case# 107-17

On Tuesday, December 5, 2017, the GM received a report from Safety Administrator Vince Acfalle dated Wednesday, November 29, 2017, for an incident that occurred that day involving property damage to Tractor No. 92. According to Safety Administrator Acfalle, Safety Inspector II Kenneth Santos had received a call from Police Officer II Frank San Nicolas to report the property damage. Equipment Operator II Brandon Naputi had been operating Tractor No.92 and was assigned to relocate chassis from Area D to Area B for operations. He stated as he had reversed into a parking stall at Area D to relocate a 40-foot chassis to Area B when he noticed that one of the landing leg shoe was damaged. He immediately informed Transportation Supervisor Joe Leon Guerrero of the incident.

Port Police Officer II Frank San Nicolas and Safety Inspector II Santos responded to this incident.

Safety Administrator Acfalle determined in his findings that the 40-foot chassis was discharged of the APL Guam and placed at Area D on Friday, November 24, 2017. He noted that the landing leg shoe on the chassis appeared to have been an old damage with indications of heavy rust.

Safety Administrator Acfalle concluded that the chassis be inspected prior to use to avoid such situations. He determined that the primary cause of the incident Equipment Operator II Naputi failure to follow proper procedures. He recommended that this incident be forwarded to the Accident Review Board for its review and to provide recommendations to the General Manager for appropriate action.

Property Damage – Tractor No. 102 Case 109-17

On Tuesday, December 5, 2017, the GM received a report from Safety Administrator Vince Acfalle dated Thursday, November 30, 2017 concerning damage to the breakaway nipples on Tractor No. 102. According to Safety Administrator Acfalle Safety Inspector III Paul Salas had received a call from Transportation Leader Anthony Concepcion who reported the damage to Tractor No. 92. Casual Equipment Operator II Herbert Perez had been operating Tractor No. 92

and was assigned to the Vessel Manulani operation. He stated that when he was reversing a 40' container into a parking stall at Area "L", he noticed one of the breakaway nipples to the air hose had snapped off. He immediately stopped the tractor and notified Transportation Leader Concepcion of the incident.

Safety Inspector III Salas and Port Police Officer II Keisha Duenas responded to this incident.

Safety Administrator Acfalle determined in his findings that Equipment Mechanic II Pete Guerrero had indicated that the half-inch breakaway plastic fitting mounted to the tractor was brittle and broke off due to wear and tear. He noted that the plastic breakaway fitting is a safety device designed to break off under certain stress levels and is used as a precautionary measure when glad-hands are still engaged or when service lines are stretched out. He further noted that the replacement cost of the nipple was \$60.00 each.

Safety Administrator Acfalle concluded that the primary cause of this incident was due to a brittle break away plastic fitting. He recommended that this incident be forwarded to the Accident Review Board for its review and to provide recommendations to the General Manager for appropriate action.

Property Damage – Gantry No. 6 Spreader Case No. 110-17

On Wednesday, December 13, 2017, the GM received a report from Safety Administrator Vince Acfalle dated Tuesday, December 5, 2017, concerning an incident that occurred on Saturday, December 2, 2017. According to Safety Administrator Acfalle, Safety Inspector II Kenneth Santos had received a call from Transportation Supervisor Joe Bamba requesting for him to proceed to Gantry No. 6 to investigate damage property. Crane Operator Greg Babauta reported that he was hoisting up a 20-foot container on Bay No. 5 when it clipped a container on Bay No. 7. This resulted in both containers to wedging together and caused damage to both containers and the cell guide on Bay No.7.

Port Police Officer Therese Manibusan and Safety Inspector II Santos responded to the incident.

Safety Administrator Acfalle determined that Winch Operator Peredo was the spotter at the time and witnessed the container being lifted as Crane Operator Babauta was hoisting it up. He stated that when the container came in contact, he signaled Crane Operator Babauta to stop. However as there was a delay on the control signals of the Gantry Crane, it continued to lift the container on Bay No. 7. Safety Administrator Acfalle went on to state that the container on Bay No. 5 slid out of the cell guide when the container on Bay No.7 was being hoisted which indicated that the cell guide was bent already. Safety Administrator Acfalle went on to elaborate that the off shore cell guide on Bay No. 7 was already bent and only fresh scratches were on the inside edge of the

cell guide. On the inshore cell guide of Bay #7 some of the damages on the cell guide and the container were sustained on the two different attempts to separate the wedged containers. He added that these containers were loaded by the ship's gear at its last Port. Some containers were faced forward and some faced after. This resulted in the front section of the containers facing forward and be in a position where the container sticks out further than the container below it. This contributed to how the container being discharged on Bay No. 5 was able to make contact with the container on Bay No. 7.

Safety Administrator Acfalle further stated that there were minor scratches to one container and a 2-foot wide by 8-foot long damage from the right side of another container door and on top of the container. He added that there was also damage to the cell guide on Bay No. 7. Fortunately, there was no damage to the Gantry spreader.

Safety Administrator Acfalle concluded that primary cause of this incident was the inability to stop the upward motion of the Gantry's hoisting capabilities due to delay in the controls. He recommended that this incident be forwarded to the Accident Review Board for its review and to provide recommendations to the General Manager for appropriate action.

Property Damage – Asphalt at Scale Area Case No. 112-17

On Wednesday, December 13, 2017, the GM received a report from Safety Administrator Vince Acfalle dated Wednesday, December 6, 2017 concerning damaged pavement located at the Yard Scale area that had occurred that day. According to Safety Administrator Acfalle, Safety Inspector III Paul Salas had received a call from Equipment Operator Leader Anthony Concepcion to report damaged property at the Scale Area. Crane Operator Albert Tudela was operating 20-ton Fork Lift No. 08-168 and was assigned to relocate a gantry spreader from the Crane Mechanic shop to the Welding Shop for maintenance. As he drove towards the Scale Area with the spreader, he traveled over an uneven portion of the pavement causing the spreader to tilt to the right side which resulted in the scraping of the pavement.

Safety Inspector III Salas and Port Police Officer II Mike Franquez responded to this incident.

Safety Administrator Acfalle determined in his findings that Crane Operator Tudela was traveling eastward with a gantry spreader from Crane Mechanic Shop to Welding Shop. He traveled with the gantry spreader lifted about 8-inches off the ground and drove over an uneven portion of the pavement when the spreader slid off the forks of the forklift causing the corner twist locks of the spreader to scrape the pavement. The spreader weighed about 10-tons. The damage to the pavement was about 2-feet in length and 1-inch wide.

Safety Administrator Acfalle went on to report that Crane Mechanic Herbert Hattig verified there were no damages to the spreader. He concluded that the primary cause of this incident was poor judgment on height of the spreader and Crane Operator Tudela not following proper procedures when lifting and traveling with spreader in the Yard.

Safety Administrator Acfalle recommended that this incident be a topic included in the next Safety Briefing by the Transportation Division. He recommended that this incident also be forwarded to the Accident Review Board for its review and to provide recommendations to the General Manager for appropriate action.

Property Damage – Tractor No. 94 Fire Extinguisher Case No. 113-17

On Wednesday, December 13, 2017, the GM received a report from Safety Administrator Vince Acfalle dated Thursday, December 7, 2017 concerning an incident involving damage to a fire extinguisher on Tractor No. 94 that had occurred that day. According to Safety Administrator Acfalle, Safety Inspector III Paul Salas had received a call from Transportation Leader Anthony Concepcion concerning this incident. He went on to report that Equipment Operator II Christopher Waki was operating Tractor No. 94 and had been assigned to the Vessel Kyowa Orchid operation. He stated that when he was traveling towards Gantry No. 6 for loading, he noticed smoke coming from underneath his chair. He then stopped his tractor and looked underneath his chair and saw that the 5-lb fire extinguisher had come loose from its bracket and was discharging into the cab. He immediately notified Transportation Leader Concepcion of the incident.

Safety Inspector III Salas and Port Police Officer II Keisha Duenas responded to this incident.

Safety Administrator Acfalle determined in his findings that the bracket supporting the fire extinguisher was not secured properly and this may have caused the extinguisher to come loose when the tractor was in operation. He added that the cost to replace the fire extinguisher was \$55.00.

Safety Administrator Acfalle concluded that the primary cause of the incident was due to a faulty fire extinguisher bracket which was mounted inside the operators cab. He recommended that this incident be forwarded to the Accident Review Board for its review and to provide recommendations to the General Manager for appropriate action.

Hydraulic Oil Leak – Gantry No. 5 Case No. 114-17

On Thursday, January 4, 2017, the GM received a report from Environmental Compliance Specialist Paul Santos that was dated Thursday, December 14, 2017, concerning an incident that occurred on that day involving a hydraulic oil leak on Gantry No. 5. According to Environmental Compliance Specialist Santos he was monitoring an operation on the dockside when he noticed Port employees raising their hands signaling the Gantry Operator to stop his operation. Stevedores then approached him and relayed that the spreader was leaking hydraulic oil on the right side of the corner twist lock. Environmental Compliance Specialist Santos then proceeded to the Transportation Division to retrieve spill supplies and contain the hydraulic leak.

Environmental Compliance Specialist Santos further reported that Port Police was notified of the incident as well as the National Response Center that issued Report No. 1199556 on the incident. According to Environmental Compliance Specialist Santos the Spreader on Gantry No. 5 was changed out and the hydraulic leak was cleaned up.

Environmental Compliance Specialist Santos determined that the oil came from the hydraulic hoses and fittings located at the right side corner twist lock. He further reported that cleanup operations were performed with the use of sand, pads, and an absorbent boom.

Environmental Compliance Specialist Santos concluded that the main cause of this incident was due to the wear and tear of the hydraulic hoses and fittings as a result of saltwater corrosion.

He recommended that this incident be forwarded to the Accident Review Board for its review and to provide recommendations to the General Manager for appropriate action.



Port employees cleaning hydraulic oil spill from Gantry 5.

Property Damage Case No. 115-17

On Thursday, January 4, 2017, the GM received a report dated Tuesday, December 19, 2017 from Safety Administrator Vince Acfalle concerning an incident that had occurred on Monday, December 18, 2017 involving damage to a container. According to Safety Administrator Acfalle, Winch Operator Frank Peredo had been operating Ships Gear No.1 on board the Maritime Vessel BBC Ocean. The vessel had been docked at F-3 to discharge containers, equipment, and breakbulk. Winch Operator Peredo was discharging a 40 foot container when its right front lower corner casting hit the left rear window of a 40 foot office container damaging the glass windows. Stevedore Leader George Quidachay immediately reported the incident to Stevedore Supervisor I Anthony Blas.

Safety Inspector II Robert Lau, Police Officer II Alex Tithingrad, Norton Lilly Agent Patrick Doromal and Armed Security Guard Daryl Movida responded to the incident.

Safety Administrator Acfalle determined in his findings that Winch Operator for Gear No. 1 was Winch Operator Peredo. Stevedore Leader Quidachay served as the Winch Operator's Spotter for Gear No. 1. He further stated that all discharging operations were to be accomplished under the hook, using the vessels Gear No.1 and Gear No. 2. He added that the gear's hook is a swivel hook and that during the onset of the discharging operations, the areas lighting was good and wind conditions were relatively calm. However, when Winch Operator Peredo was hoisting up a 40 foot container, the wind started to pick up between 5-6 knots from the south-west side and the right front lower corner casting hit the left front window of the office container. Safety Administrator Acfalle further reported that there was no tag line used at the time to prevent the container turning. He added that there was no damage sustained to Gear No. 1 on the vessel.

Safety Administrator Acfalle concluded that the tag lines should have been used during the operation, to help prevent the container from turning as it was being hoisted up. He recommended that this incident be discussed in the Accident Review Board with the emphasis on the use of tag lines when operations are to be conducted under the hook, especially with a swivel hook. He also recommended that this incident be forwarded to the Accident Review Board for its review and to provide recommendations to the General Manager for appropriate action.

Hydraulic Oil Spill – Top Lifter No. 16-10 Case No. 116-17

On Thursday, January 4, 2017, the GM received a report dated Tuesday, December 19, 2017 from Safety Administrator Vince Acfalle concerning an incident involving a hydraulic oil spill that occurred that day. According to Safety Administrator Acfalle, Safety Inspector II Paul Salas

received a call from Transportation Leader Anthony Concepcion reporting the hydraulic oil spill. Equipment Operator III Ignacio Benavente was operating Top Lifter No. 16-10 in support of daily issuing and receiving of containers. He had just completed loading a 40-foot container by HB-1 Staging Area and was on a standby when he noticed hydraulic oil leaking from the mast of the Top Lifter. He shut down his equipment and notified transportation Leader Concepcion of the incident.

Safety Inspector III Salas and Port Police Officer II Mike Franquez responded to this incident.

Safety Administrator Acfalle determined in his findings that Equipment Mechanic II Wilfred Adonay had indicated that the one of the hydraulic hose line connected to the mast of the Top lifter had ruptured due to wear and tear.

He also reported that there was approximately half a gallon of hydraulic oil spilled onto the pavement and was cleaned-up by Transportation personnel with the use of absorbent sand and pads. The National Response Center was notified of this incident and issued Report No.1200015 was issued.

Safety Administrator Acfalle concluded that the primary cause of this incident was due to defective hydraulic hose. He recommended that the Fleet Mechanics perform preventive maintenance inspections on all equipment to identify potential mechanical problems before they occur. He also recommended that this incident is forwarded to the Accident Review Board for its review and recommendation to the General Manager for appropriate action.

Air Emissions Adversely Impacts Port Authority Employees Case No. 117-17

Details concerning this case are included on the first page of the GM's report.

Freedom of Information Act Request

Speaker Benjamin Cruz

On Wednesday, November 1, 2017, the Port received a Freedom of Information Act Request from Speaker Benjamin Cruz requesting the following:

- 1) The name of federally funded program or project with the name of the awarding agency in parenthesis, under the column heading "Program/Project";

- 2) The duration of the grant, the award date and the end date, under the column heading "Grant Period";
- 3) The funding level reported as dollar amount, or the amount awarded, under the column heading "Award Amount";
- 4) The dollar amount yet to be encumbered or expended, under the column heading "Available Balance";
- 5) The date by which said available funds must be either encumbered or expended, under the column heading "Funds Expiration Date";
- 6) The dollar amount to be reimbursed, if required, under the column heading "Reimbursement Amount";
- 7) The operational status, under the heading "Status"; and
- 8) The grant terms relating to funding availability, under the heading "Grant Terms/Status."

On Friday, November 3, 2017, the Port provided a response to Speaker Cruz.

Genevieve Rapadas

On Wednesday, December 13, 2017 the Port received a Freedom of Information Act Request from Genevieve Rapadas requesting the following:

- 1) All documents relating or referring to any bond financing for FY 18, including without limitation, any communications between YOU and any federal agency,; any communications between YOU and any other Government of Guam department, agency, autonomous instrumentality, or public corporation (including, without limitation, the Guam Economic Development Authority); any communications between YOU and underwriters for such bond financing; and any communication between YOU and the Guam Legislature. We are seeking documents covering the time period of January 1, 2017 to the present.
- 2) All Port Authority of Guam legal services agreements, including any legal services agreements entered into by PAG's legal counsel and other attorneys. We are seeking documents covering the time period of January 1, 2017 to the present.

On Tuesday, December 26, 2017, the Port provided a response to Attorney Rapadas.

Request from R. Marsil Johnson

On Friday December 22, 2017 the Port received a Freedom of Information Act Request from R. Marsil Johnson from Blair Sterling Johnson & Martinez requesting the following:

1. All rules, regulations, or policies of the Port Authority of Guam that relate to the color of vehicles and other equipment used by the Port Authority of Guam.
2. All rules, regulations, or policies of the Port Authority of Guam that relate to the relationship between vehicle color and spare parts for vehicles used by the Port Authority of Guam.
3. All materials related to the promulgation of the rules, regulations, and policies described in requests number 1 and 2 including, without limitation, to notices required by the Administrative Adjudication Law.
4. Any inventory documents listing the make and model of all vehicles owned by the Port Authority of Guam.

The Port provided a response to R. Marsil Johnson on Tuesday, January 2, 2018.

Note: Pages 25 thru 29 is Personnel Related Matters.

FEDERAL GRANT/LOANS & LOCAL FUNDING PROGRAMS
FY2017 Port Modernization Plan
Grant Strategy - Monthly Update

January 23, 2018

Summary Sheet of Funding/Financing

Port Modernization	Approved Amount	Expenditures	Remaining Balance	NOTES
Modernization	\$ 59,880,000.00	\$ 47,179,750.42	\$ 12,700,249.58	\$48.5M Port Enterprise Fund / \$10M US DOT TIGER GRANT H-Wharf
Security	\$ 1,999,155.00	\$ 173,687.36	\$ 1,825,467.64	
Marinas	\$ 595,703.00	\$ -	\$ 595,703.00	Boating Infrastructure Grants
Port Police	\$ 14,500.00	\$ -	\$ 14,500.00	Section 402 Highway Safety Funds
Grand Totals:	\$ 62,489,358.00	\$ 47,353,437.78	\$ 15,135,920.22	

Applications Pending	Requested Amount			NOTES
PAG Facilities Hardening Project	\$ 762,171.52			USDHS FEMA
Grand Totals:	\$ 762,171.52			

PORT AUTHORITY OF GUAM - FEDERAL GRANT FUNDING PROGRAMS

Tuesday, January 23, 2018

I. Port Modernization

ITEM	GRANT #	PROJECT NAME	Federal or Local Agency	Notice to Proceed	% Completed	Award Date / End Date	Award Amount	Draw Down Submitted	Remaining Balance	STATUS:
FY2010-01	Port Enterprise Fund	Guam Commercial Port Improvement Program	DOD to DOT Maritime Administration Agency (MARAD)	09/22/10	94.5%	9/22/2010 - 9/22/2015	\$ 48,500,000.00	\$ 45,840,578.39	\$ 2,659,421.61	As of April 7, 2017, remaining balance is to be dedicated to the procurement of additional yard equipment
FY2015-02	GR0706-15-21	Owner's Agent Engineer Support Services	Office of Economic Adjustment (OEA) DOD		97.0%	01/07/2015 - 12/31/2016 *Extension approved 1/23/2017 *Extension approved 12/31/2018	\$ 1,380,000.00	\$ 1,339,172.03	\$ 40,827.97	1-year grant extension request was submitted and approved. Grant performance period end date is now 12/31/2018. Contract renewal with OAE until Sept. 8, 2018 processed. Task Order 2 services ongoing.
FY2016-01	DTMA9161600007	Rehabilitation of "H" Wharf	US DOT		0.0%	7/29/2016	\$ 10,000,000.00	\$ -	\$ 10,000,000.00	PAG concurrently working to address bond financing. MARAD met with management and staff and conducted a site visit of H Wharf on Sept. 19, 2017.
GRAND TOTAL GRANTS FOR MODERNIZATION:							\$ 59,880,000.00	\$ 47,179,750.42	\$ 12,700,249.58	63.9%

II. SECURITY

ITEM	GRANT #	PROJECT NAME	Federal or Local Agency	Notice to Proceed	% Completed	Award Date / End Date	Award Amount	Draw Down Submitted	Remaining Balance	STATUS:
FY2014-02	EMW-2014-PU-00572	PAG Critical Infrastructure Cyber Security Assessment	FEMA Port Security Grant Program	Waiting on USDHS/FEMA grant award documents	100.0%	09/01/2014 - 08/31/2016 *Extension approved 08/31/2017	\$ 157,500.00	\$ 157,500.00	\$ -	Status Quo. Phase II is of Policy and Procedures development is anticipated to be completed in late February 2018
FY2015-01	EMW-2015-PU-00261	Maintenance and Sustainment Contract for the Port Command Center Port-Wide CCTV and Access Control Systems	FEMA Port Security Grant Program	30-Sep-15	9.1%	09/01/2015 - 08/31/2018	\$ 178,070.00	\$ 16,187.36	\$ 161,882.64	Camera relocation scope has been completed. Will work with procurement in its processing.
FY2015-02	EMW-2015-PU-00261	Upgrade and Refurbishment of Existing Damaged Security Light Poles and Fixtures at Strategic Port Locations	FEMA Port Security Grant Program	30-Sep-15	0.0%	09/01/2015 - 08/31/2018	\$ 317,827.00	\$ -	\$ 317,827.00	Award to lowest bidder has not been issued. Anticipated NTP is 3rd week of February 2018.
FY2015-01	FEMA Hazard Mitigation Assistance Grant Program	PAG Warehouse 1 Hardening Project	FEMA Hazard Mitigation Program	Waiting on USDHS/FEMA grant award documents	0.0%		\$ 75,629.00	\$ -	\$ 75,629.00	Construction is ongoing.
FY2016-01	EMW-2016-PU-00533-S01	Acquisition & Installation of Additional Cameras at Strategic Port Facilities.	FEMA Port Security Grant Program	Waiting on USDHS/FEMA grant award documents	0.0%		\$ 174,644.00	\$ -	\$ 174,644.00	Price estimate and market research being conducted prior to requisition submission for IFB procurement.
FY2016-02	EMW-2016-PU-00533-S01	Upgrade and Refurbishment of Existing Damaged Security Light Poles at Strategic Port Locations	FEMA Port Security Grant Program	Waiting on USDHS/FEMA grant award documents	0.0%		\$ 475,216.00	\$ -	\$ 475,216.00	SOW is completed. Engineering Manager currently reviewing specifications and will forward to Procurement in mid January 2018 for procurement.
FY2017-01	EMW-2017-PU-00177-S01	Refurbishment and Hardening of Lead Center Buildings Housing Prime Power Generators	FEMA Port Security Grant Program	Awarded on Sept. 1, 2017	0.0%		\$ 384,469.00	\$ -	\$ 384,469.00	Status Quo on the development of the SOW. Engineering currently have the project in its schedule. Anticipated completion/review of SOW is February 2018.
FY2017-02	EMW-2017-PU-00177-S01	Maintenance and Sustainment Contract for Prime Power Generators	FEMA Port Security Grant Program	Awarded on Sept. 1, 2017	0.0%		\$ 179,550.00	\$ -	\$ 179,550.00	Requisition for generator maintenance contract has been forwarded to GSA for processing. Anticipate to have a purchase order issued before the end of the month.
FY2017-03	EMW-2017-PU-00177-S01	US Coast Guard Multi Agency National Association of State Boating Law Administrators (NASBLA) Training for Port Police	FEMA Port Security Grant Program	Awarded on Sept. 1, 2017	0.0%		\$ 56,250.00	\$ -	\$ 56,250.00	Port Police has not finalized on the entry that will be delivering the advanced boat operators' training.
GRAND TOTAL FOR SECURITY:							\$ 1,999,155.00	\$ 173,687.36	\$ 1,825,467.64	18.2%

III. MARINAS

ITEM	GRANT #	PROJECT NAME	Federal or Local Agency	Notice to Proceed	% Completed	Award Date / End Date	Award Amount	Draw Down Submitted	Remaining Balance	STATUS:
FY2014-03	F14A-P00191	Renovation of the Guam Harbor of Refuge Phase 2 A/E Design, Repair to Mooring, Acquisition of Pump out System & Shelter/Housing	DOJ/FS&MS/Dept. of Ag/DAWR	Pending Approval of Revised MOU	0.0%	10/26/2013 - 9/30/2018	\$ 86,181.00	-	\$ 86,181.00	Supplemental Site Assessment was approved by DoI/Ag. \$14,931.00 Applied to Indirect Cost as Indicated on Work Request. PAG to proceed with procurement process for the construction of Pump Out Facility. SOW completed. DoI/Ag to develop revised MOU. PAG Legal Counsel completed review of MOU, advised DoI/Ag to finalize for agency signature(s). Pending revised MOU from DoI/Ag. MOU signed by DoI/Ag. Pending BBRM, AG, and Governors approval.
FY2016-01	F16A-P00261	Harbor of Refuge Moorage Repairs - Phase 3	DOJ/FS&MS/Dept. of Ag/DAWR	Pending Approval of Revised MOU	0.0%	11/1/2015 - 9/30/2018	\$ 200,000.00	-	\$ 200,000.00	MOU signed by DoI/Ag and PAG. Pending BBRM, AG, and Governors approval.
FY2017-01	F17A-P00486	Harbor of Refuge Moorage Repairs - Phase 4	DOJ/FS&MS/Dept. of Ag/DAWR	Pending Approval of MOU		10/1/2017 - 9/30/2018	\$ 200,000.00	-	\$ 200,000.00	MOU signed by DoI/Ag and PAG. Pending BBRM, AG, and Governors approval.
FY2016-02	F16A-F00566	Agat Marina Demolition of Dock B	DOJ/FS&MS/Dept. of Ag/DAWR	11/17/16	0.0%	6/1/2016 - 9/30/2018	\$ 109,522.00	-	\$ 109,522.00	MOU signed by DoI/Ag, PAG, BBRM and AG. Pending Governors approval.
GRAND TOTAL FOR MARINAS:							\$ 595,703.00	\$ -	\$ 595,703.00	

IV. PORT POLICE HIGHWAY SAFETY

ITEM	GRANT #	PROJECT NAME	Federal or Local Agency	Authorization to Proceed	% Completed	Award Date / End Date	Award Amount	Draw Down Submitted	Remaining Balance	STATUS:
FY2018-01	18X9204029GUL18	Port Police - Section 402 Highway Safety Funds - Operation Aidi He Hao (Watch Out!)	Department of Public Works/Office of Highway Safety	Pending	0.0%	10/1/2017 - 9/30/2018	\$ 14,500.00	-	\$ 14,500.00	Pending Authorization to Proceed.
GRAND TOTAL FOR HIGHWAY SAFETY:							\$ 14,500.00	\$ -	\$ 14,500.00	

V. OTHER - POTENTIAL FUTURE GRANTS

ITEM	POTENTIAL FUTURE GRANTS	PROJECT NAME	Federal or Local Agency	COMMENTS	PAG Estimated Cost Share/Matching	Federal Cost Share	Total Amount	STATUS:
FY2016-01	Submitted 08/28/2015	PAG Facilities Hardening Project	USDHS FEMA		\$ 190,542.88	\$ 571,628.64	\$ 762,171.52	Subject for review and approval
Potential Future Grants:					\$ 190,542.88	\$ 571,628.64	\$ 762,171.52	



PORT OF GUAM

ATURIDATI PUETTON GUAHAN

Jose D. Leon Guerrero Commercial Port

1026 Cabras Highway, Suite 201, Piti, Guam 96925

Telephone: 671-477-5931/35 Facsimile: 671-477-2689/4445

Website: www.portguam.com



Eddie Baza Calvo
Governor of Guam
Ray Tenorio
Lieutenant Governor

FINANCE-YTD- November 2017

Financial Highlights

Income Statement

Balance Sheet

Accounts Receivable Aging Summary Report

Accounts Payable Summary

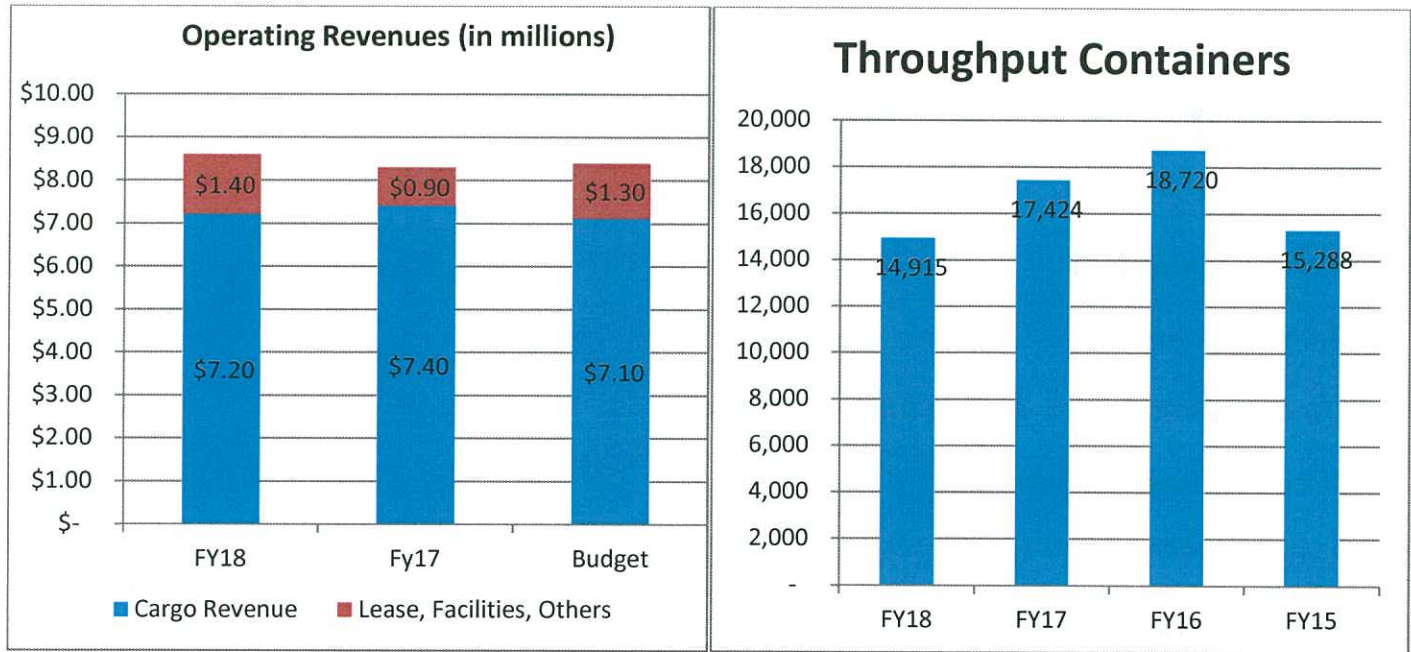
Budget Lift/Transfer Monthly Activities

Crane Surcharge Ledger

Facility Maintenance Ledger

Financial Highlights – YTD November FY2018

Operating Performance:



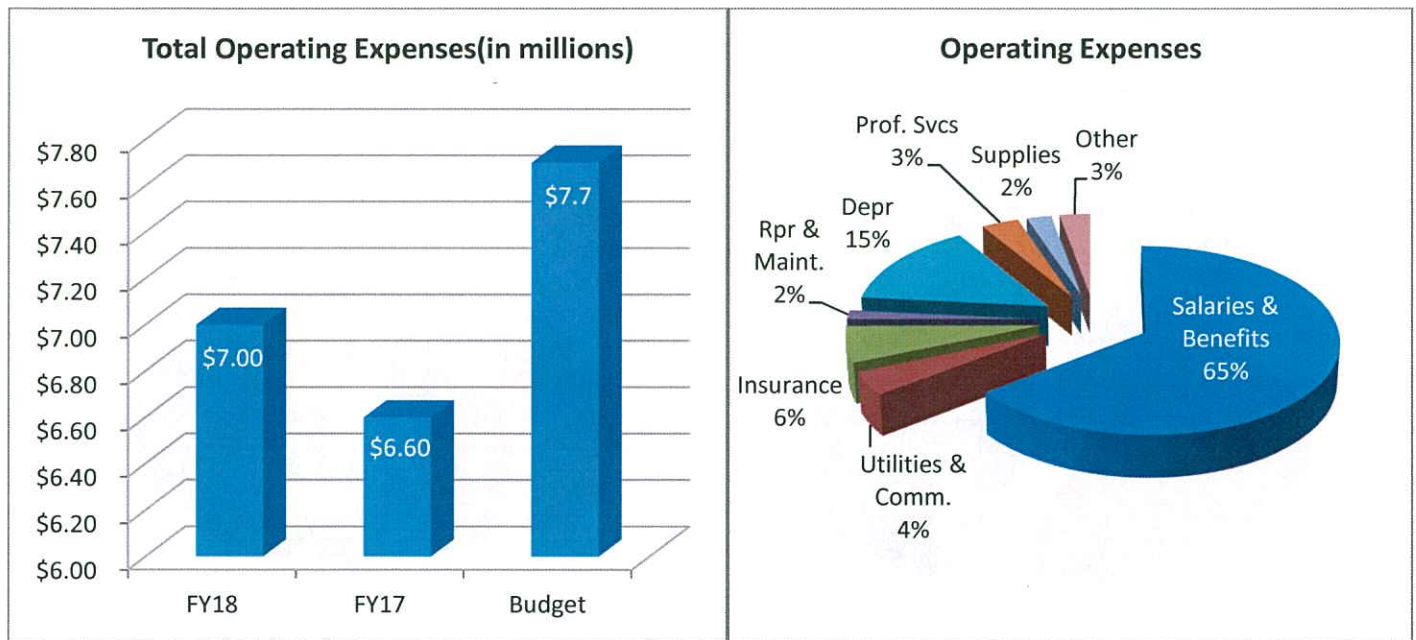
Total Operating Revenues as of November 2017 was \$8.6 million, which consist of \$7.2 million in cargo revenues and \$1.4 million in Facilities, Leases, and Other Services.

FY18 YTD cargo revenue is 3% lower than last year's total (\$7.4 mil) and less than 1% higher than Budget (\$7.1 mil).

FY18 YTD Facilities, Leases, and Other Services as of November is \$1.4 million and 9% higher than budget (\$1.3 mil).

Overall Operating Revenues as of November is 2% higher than Budget (\$8.4 mil) and 3% higher than last year's year to date November (\$8.3 mil).

Total number of containers handled as of November 2017 was 14,915 which is 14% lower compared to last year November 2016 total 17,424. **Compared to FY15 the number of containers handled decreased 2%.**

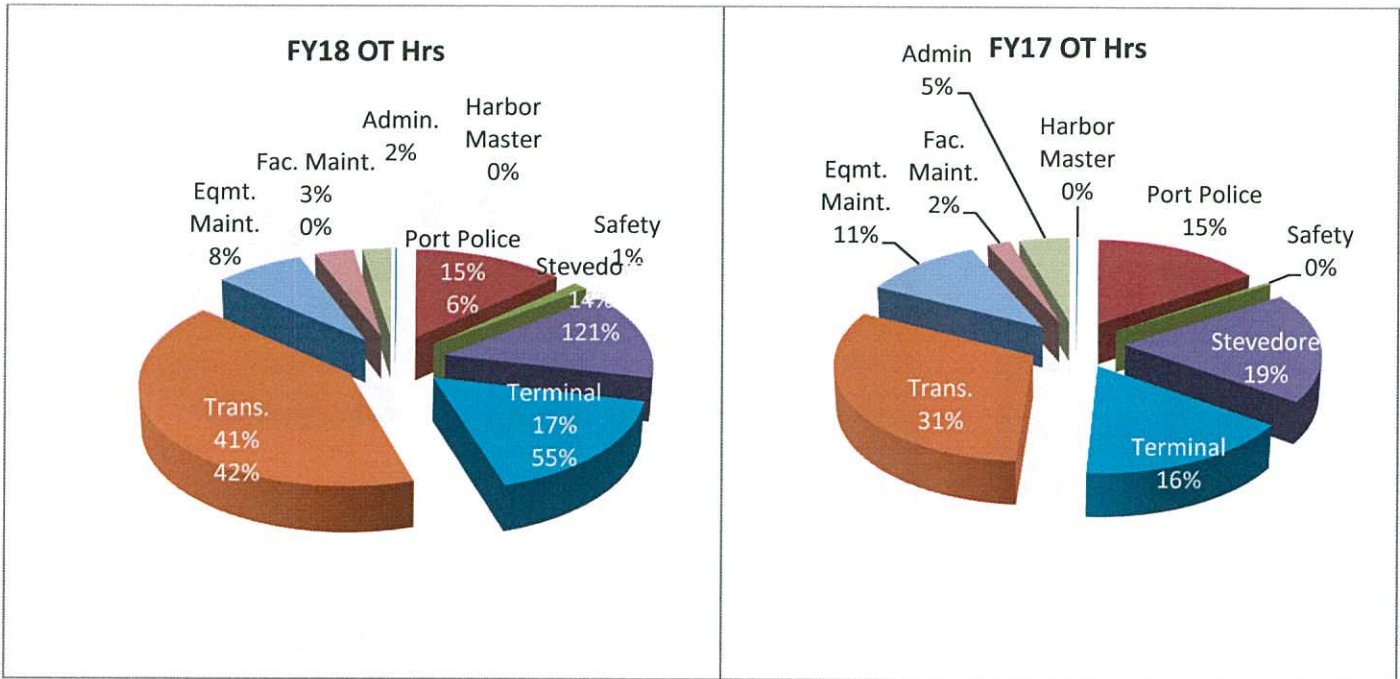


Total Operating Expenses as of November 2017 was \$7 million, which is 9% lower than Budget (\$7.7 mil) and 7% higher than last year's total operating expenses (\$6.6 mil).

Total Overtime as of November 2017 was \$384 thousand which is 8% lower than last year November (\$418 thousand). Direct Labor Revenue as of November was \$676 thousand, which is 18% higher than last year and 27% higher than budget. Direct Labor charges are for services performed by Port employees under special service request and differentials under the throughput.

Below is the breakdown of overtime for each division/section for FY18 and FY17 as of November:

Section	FY18	FY17	Budget 1st Qtr	OT Revenue
Harbor Master	621	523	1,500	0
Port Police	50,196	63,954	50,000	3,458
Safety	5,006	1,942	1,750	0
Stevedore-Cargo Handling	53,355	78,252	47,500	64,027
-Rigger	439	91	2,500	1,165
Terminal	63,931	68,225	50,000	35,356
Transportation-Superintendent	17,476	14,576	13,500	0
-Crane Operator	42,489	35,324	26,250	13,402
-Equipt Operator	91,869	73,252	65,250	52,594
-Dispatcher	6,350	8,192	7,500	0
Maint.-Crane Maint.	18,622	17,175	28,750	0
-Preventive Maint.	0	8,249	16,250	0
-Fleet Maint.	0	11,151	6,250	0
-Welders	11,109	9,058	11,250	0
Facility Maint.-Building	3,575	1,366	3,750	0
-Janitorial	0	0	1,250	0
-Elect./Refr.	9,406	7,474	10,000	0
Finance	8,426	7,980	20,000	61
Human Resources	667	3,445	0	0
Engineering	0	0	1,250	0
Procurement	0	1,386	625	0
Information Technology	422	6,429	1,250	0
TOTAL	383,959	418,044	351,375	170,063



Year to date Operating Revenues minus the Year to date Operating Expenses resulted to an Operating Income of \$1.6 million as of November 30, 2017.

Non Operating Revenues and Expenses consist of the following: \$504 thousand-Retirement contribution for COLA, Supplemental and Medical/Dental/Life Insurance expenses, \$180 thousand-Interest expense on loans and \$11k Interest Income. The net total of non operating expenses and revenues as of November is a negative \$647 thousand.

The Total Net Income as of November is \$971 thousand.

Accounts Receivable Trade (net) as of November 30, 2017 is \$6.4 million.

Aging Status is as follows: 71% - Current, 14% - over 30 days, 2% - over 60 days, 1% - over 90 days and 12% - over 120 days.

Accounts Payable Trade as of November 30, 2017 is \$3.7 million which is 11% lower than last month ending balance of \$4.2 million.

Port Authority of Guam
Income Statement
With Budget Comparison (Unaudited)
2 Months Ending 113017

Current Month Actual	%	Last Year Actual	%	Budget	% Chng		Year to Date Actual	%	Last Year to Date		% Chng	Budget	% Chng
									Actual	%			
OPERATING REVENUES													
CARGO THROUGHPUT REVENUES													
1,362,646	32.5%	1,544,353	35.3%	1,492,854	(0.09)	CT- CHASSIS	2,800,838	32.4%	2,544,916	30.6%	10.1%	2,985,708	(0.06)
185,738	4.4%	190,691	4.4%	241,790	(0.23)	CT-GROUND	364,309	4.2%	787,610	9.5%	-53.7%	483,580	(0.25)
49,501	1.2%	38,306	0.9%	66,066	(0.25)	CT-BREAKBULK	190,216	2.2%	140,316	1.7%	35.6%	132,132	0.44
623	0.0%	391	0.0%	404	0.54	CT-UNITIZED	1,201	0.0%	948	0.0%	26.6%	808	0.49
						CT-TUNA							
15,159	0.4%	8,759	0.2%	46,360	(0.67)	CT-RO/RO	80,105	0.9%	61,521	0.7%	30.2%	92,720	(0.14)
11,701	0.3%	2,916	0.1%	5,223	1.24	CT-STUFFING/DEVAN	31,008	0.4%	12,211	0.1%	153.9%	10,446	1.97
919	0.0%	85	0.0%	2,238	(0.59)	CT-HEAVYLIFT	2,980	0.0%	2,357	0.0%	26.4%	4,476	(0.33)
198	0.0%	20	0.0%	280	(0.29)	CT-LONGLENGTH	198	0.0%	20	0.0%	902.7%	560	(0.65)
6,774	0.2%	3,843	0.1%	7,500	(0.10)	OUT-OF-GAUGE CARGO (00G)	18,386	0.2%	12,774	0.2%	43.9%	15,000	0.23
1,633,259	39.0%	1,789,365	40.9%	1,862,715	(0.12)	CARGO THROUGHPUT REVENUES	3,489,242	40.4%	3,562,674	42.8%	-2.1%	3,725,430	(0.06)
						OTHER CARGO RELATED REVENUES							
	0.0%		0.0%	245	(1.00)	LIFT ON/LIFT OFF		0.0%	1,942	0.0%	-100.0%	490	(1.00)
	0.0%		0.0%	88	(1.00)	PRESLUNG		0.0%	699	0.0%	0.0%	176	(1.00)
	0.0%		0.0%			EXPORT SCRAP CONTAINER		0.0%		0.0%	0.0%		
274,518	6.5%	367,895	8.4%	207,873	0.32	TRANSSHIP CONTAINERS	531,444	6.2%	639,617	7.7%	-16.9%	415,746	0.28
61,259	1.5%	13,063	0.3%	13,132	3.66	OVERSTOWED CONTAINERS	84,860	1.0%	19,299	0.2%	339.7%	26,264	2.23
78	0.0%	508	0.0%	165	(0.53)	SHIFTED CONTAINERS	233	0.0%	653	0.0%	-64.3%	330	(0.29)
2,139	0.1%	298	0.0%	1,466	0.46	RIGGED CONTAINERS	6,098	0.1%	2,382	0.0%	156.1%	2,932	1.08
10,878	0.3%	12,453	0.3%	10,174	0.07	REEFER CNTR-PLUG/JUNPLUG	21,159	0.2%	22,515	0.3%	-6.0%	20,348	0.04
355,396	8.5%	307,723	7.0%	265,418	0.34	DIRECT LABOR BILLED	676,121	7.8%	575,139	6.9%	17.6%	530,836	0.27
12,454	0.3%	22,799	0.5%	15,987	(0.22)	EQUIPMENT RENTAL	24,175	0.3%	37,539	0.5%	-35.6%	31,974	(0.24)
55,221	1.3%	52,184	1.2%	48,813	0.13	PORT FEES & DOCKAGE	98,895	1.1%	103,342	1.2%	-4.3%	97,626	0.01
389,788	9.3%	407,421	9.3%	410,847	(0.05)	WHARFAGE	836,354	9.7%	824,134	9.9%	1.5%	821,694	0.02
54,423	1.3%	63,986	1.5%	56,856	(0.04)	FUEL SURCHARGE	111,938	1.3%	121,272	1.5%	-7.7%	113,712	(0.02)
17,449	0.4%	26,684	0.6%	38,586	(0.55)	MARITIME SECURITY FEE	34,805	0.4%	50,918	0.6%	-31.6%	77,172	(0.55)
133,901	3.2%	142,640	3.3%	123,492	0.08	FACILITY MAINTENANCE FEE	288,979	3.3%	280,702	3.4%	2.9%	246,984	0.17
499,525	11.9%	612,053	14.0%	515,844	(0.03)	CRANE SURCHARGE	994,369	11.5%	1,142,326	13.7%	-13.0%	1,031,688	(0.04)
1,867,030	44.5%	2,029,706	46.3%	1,708,986	0.09	OTHER CARGO RELATED REVENUES	3,709,430	42.9%	3,822,479	45.9%	-3.0%	3,417,972	0.09
3,500,289	83.5%	3,819,071	87.2%	3,571,701	(0.02)	OPERATING REVENUES	7,198,672	83.3%	7,385,153	88.7%	-2.5%	7,143,402	0.01

Port Authority of Guam
Income Statement
With Budget Comparison (Unaudited)
2 Months Ending 11/30/17

Current Month Actual	%	Last Year Actual	%	Budget	%	Chng	NON OPERATING REVENUES	Year to Date Actual	%	Last Year to Date Actual	%	Chng	Budget	%
69,523	1.7%	89,155	2.0%	101,659	0.0%	(0.32)	FACILITIES USAGE MOBIL	155,401	1.8%	157,962	1.9%	-1.6%	203,318	0.0%
233,696	5.6%	121,763	2.8%	225,000	0.0%	(1.00)	FACILITIES USAGE TRISTAR	483,048	5.6%	361,938	4.3%	33.5%	450,000	0.07
	0.0%		0.0%	8,333	0.0%	10.68	FACILITIES USAGE-CEMENT THURPUT		0.0%	25,500	0.3%	0.0%	16,666	(1.00)
97,342	2.3%	90,799	2.1%	90,332	0.08	0.08	FACILITIES USAGE SPACE RENTAL	166,628	1.9%	104,212	1.3%	59.9%	180,664	(0.08)
92,105	2.2%	92,105	2.1%	83,333	0.11	0.11	FACILITIES LEASE INCOME	184,209	2.1%	(50,909)	-0.6%	-461.8%	166,666	0.11
4,400	0.1%	5,203	0.1%	4,167	0.06	0.06	FACILITIES COMMON AREA MAINTENANCE FEE	9,465	0.1%	10,406	0.1%	-9.0%	8,334	0.14
3,495	0.1%	3,137	0.1%	2,917	0.20	0.20	FACILITIES SECURITY SURCHARGE RENTAL	7,640	0.1%	6,220	0.1%	22.8%	5,834	0.31
305	0.0%	430	0.0%	344	(0.11)	(0.11)	WATER & LANDSLIDE ACTIVITIES	525	0.0%	800	0.0%	0.0%	688	(0.24)
23,420	0.6%	21,421	0.5%	21,975	0.07	0.07	MARINA REVENUES	46,687	0.5%	43,502	0.5%	7.3%	43,950	0.06
2,815	0.1%	2,523	0.1%	2,758	0.02	0.02	HARBOR OF REFUGE	5,470	0.1%	4,896	0.1%	11.7%	5,516	(0.01)
146,325	3.5%	111,547	2.5%	100,000	0.46	0.46	DEMURRAGE	340,977	3.9%	232,405	2.8%	46.7%	200,000	0.70
673,425	16.1%	538,082	12.3%	640,818	0.05	0.05	FACILITIES OTHER FEES & SERVICES	1,400,051	16.2%	896,933	10.8%	56.1%	1,281,636	0.09
	0.0%		0.0%	5	-	-	CLAIMS FEE		0.0%		0.0%	0.0%	10	-
	0.0%		0.0%	42	-	-	BULK SCRAP		0.0%		0.0%	0.0%	84	0.00
	0.0%		0.0%	1,862	-	-	MATERIAL USED		0.0%		0.0%	0.0%	3,724	(1.00)
3,016	0.1%	1,918	0.0%	2,132	0.41	0.41	PASSENGER SERVICE	6,938	0.1%	3,428	0.0%	102.4%	4,264	0.63
12,770	0.3%	13,768	0.3%	15,625	(0.18)	(0.18)	BUNKER	24,737	0.3%	22,370	0.3%	10.6%	31,250	(0.21)
2,951	0.1%	6,524	0.1%				SPECIAL SERVICES	6,124	0.1%	13,387	0.2%	-54.3%		
							ELECTRICAL POWER							
18,737	0.4%	22,210	0.5%	19,666	(0.05)	(0.05)	OTHER FEES & SERVICES	37,800	0.4%	39,185	0.5%	-3.5%	39,332	(0.04)
55	0.0%	125	0.0%	77	(0.29)	(0.29)	ADMINISTRATIVE FEES & SERVICES	205	0.0%	265	0.0%	-22.6%	154	0.33
							REIMBURSEMENTS							
	0.0%		0.0%		-	-	FEDERAL REIMBURSEMENT		0.0%		0.0%	0.0%		
	0.0%		0.0%		-	-	EARTHQUAKE INSURANCE		0.0%		0.0%	0.0%		
	0.0%		0.0%		-	-	TYPHOON INSURANCE		0.0%		0.0%	0.0%		
	0.0%		0.0%		-	-	OTHER REIMBURSEMENT		0.0%		0.0%	0.0%		
	0.0%		0.0%		-	-	REVENUE MINIMUM CHARGE		0.0%		0.0%	0.0%		
	0.0%		0.0%		-	-	REIMBURSEMENTS		0.0%		0.0%	0		
692,218	16.5%	560,417	12.8%	660,561	0.05	0.05	NON OPERATING REVENUES	1,438,056	16.7%	936,383	11.3%	53.6%	1,321,122	0.09
4,192,507	100.0%	4,379,488	100.0%	4,232,262	(0.01)	(0.01)	TOTAL REVENUES	8,636,728	100.0%	8,321,536	100.0%	3.8%	8,464,524	0.02

Port Authority of Guam
Income Statement
With Budget Comparison (Unaudited)
2 Months Ending 113017

Current Month Actual	%	Last Year Actual	%	Budget	Chng	Year to Date Actual	%	Last Year to Date		%	Budget	%
								Actual	Chng			
(1,662,214)	-39.6%	(1,698,962)	-38.8%	(1,730,248)	(0.04)	(3,200,604)	-37.1%	(3,181,388)	-38.2%	0.6%	(3,453,953)	(0.07)
(117,449)	-2.8%	(113,900)	-2.6%	(113,083)	0.04	(234,846)	-2.7%	(219,841)	-2.6%	6.8%	(225,803)	0.04
(415,459)	-9.9%	(435,581)	-9.9%	(446,748)	(0.07)	(823,850)	-9.5%	(804,759)	-9.7%	2.4%	(891,648)	(0.08)
(121,070)	-2.9%	(124,840)	-2.9%	(12,500)	47.43	(271,866)	-3.1%	(248,147)	-3.0%	9.6%	(5,000)	53.37
(364)	0.0%	10,800	0.2%	(6,667)	(0.95)	696	0.0%	10,800	0.0%	0.0%	(13,334)	(1.05)
(13,076)	-0.3%	(20,368)	-0.5%	(14,618)	(0.11)	(23,728)	-0.3%	(26,065)	-0.3%	-9.0%	(29,236)	(0.19)
(150,466)	-3.6%	(90,493)	-2.1%	(158,000)	(0.05)	(263,174)	-3.0%	(194,841)	-2.3%	35.1%	(316,000)	(0.17)
(236,432)	-5.6%	(211,331)	-4.8%	(230,000)	0.03	(441,094)	-5.1%	(414,293)	-5.0%	6.5%	(460,000)	(0.04)
(50,429)	-1.2%	(27,073)	-0.6%	(67,408)	(0.25)	(77,093)	-0.9%	(111,060)	-1.3%	-30.6%	(133,050)	(0.42)
(18,536)	-0.4%	(4,437)	-0.1%	(29,166)	0 Repairs & Maintenance-Subic Cr	44,756	0.5%	(10,423)	-0.1%	162.9%	(58,332)	(0.53)
(14,876)	-0.4%	(6,296)	-0.1%	(29,166)	(0.36)	(27,403)	-0.3%	(12,008)	-0.1%	134.4%	(58,332)	(0.52)
(17,381)	-0.4%	(4,646)	-0.1%	(29,166)	(0.49)	(28,150)	-0.3%	(9,280)	-0.1%	177.1%	(58,332)	(0.56)
(518,522)	-12.4%	(471,372)	-10.8%	(441,667)	0.17	(1,037,202)	-12.0%	(935,367)	-11.2%	10.9%	(883,334)	0.17
(101,852)	-2.4%	(37,509)	-0.9%	(133,996)	(1.00)	(500)	0.0%	(767)	0.0%	0.0%	(12,834)	(0.96)
(3,715)	-0.1%	(3,801)	-0.1%	(83,606)	(0.24)	(163,438)	-1.9%	(73,414)	-0.9%	122.6%	(267,892)	(0.39)
(64,378)	-1.5%	(37,358)	-0.9%	(90,322)	-0.96	(11,179)	-0.1%	(6,246)	-0.1%	79.0%	(167,212)	(0.93)
(109,959)	-2.6%	(100,236)	-2.3%	(207,751)	Advertising	(184,824)	-2.1%	(104,339)	-1.3%	77.1%	(180,644)	0.02
(1,671)	0.0%	(23,053)	-0.5%	(37,937)	(0.47)	(245,715)	-2.8%	(200,150)	-2.4%	22.8%	(415,502)	(0.41)
(3,803)	-0.1%	(400)	0.0%	(13,959)	(1.00)	1,014	0.0%	(29,680)	-0.4%	-103.4%	(75,874)	(1.01)
	0.0%	(11)	0.0%		0.3%	(4,595)	-0.1%	(14,644)	-0.2%	-68.6%	(27,918)	(0.84)
	0.0%		0.0%		0.0%		0.0%	(11)	0.0%	-100.0%		
(3,621,649)	-86.4%	(3,400,866)	-77.7%	(3,877,592)	(0.07)	(7,018,511)	-81.3%	(6,585,921)	-79.1%	6.6%	(7,744,564)	(0.09)

INDIRECT COSTS
General & Administrative Expen

Port Authority of Guam
Income Statement (Unaudited)
With Budget Comparison (Unaudited)
2 Months Ending 113017

Current Month	Actual	%	Last Year	Actual	%	Budget	%	Chng		Year to Date	Actual	%	Last Year to Date	Actual	%	Chng	Budget	%	
																			Chng
570,858	13.6%		978,623	22.3%	354,670	0.61		OPERATING INCOME (LOSS)		1,618,217	18.7%	1,735,615	20.9%	-6.8%	719,960	1.25			
								OTHER INCOME (EXPENSE)											
	0.0%			0.0%		-		Other Income & Expense			0.0%		0.0%						
	0.0%			0.0%		-		Other Income			0.0%		0.0%						
	0.0%			0.0%		-		Interest Income			0.0%		0.0%						
	0.0%			0.0%		-		Interest Income			0.0%		0.0%						
9,473	0.2%		5,383	0.1%	3,856	1.46		Interest Income		17,628	0.2%	9,526	0.1%	88.1%	7,712	1.29			
(88,569)	-2.1%		(91,941)	-2.1%	(85,260)	0.04		Interest Expense-USDA		(180,158)	-2.1%	(179,249)	-2.2%	0.5%	(170,520)	0.06			
	0.0%			0.0%	(1,917)	(1.00)		Other Expense			0.0%	81,801	1.0%	-100.0%	(3,834)	(1.00)			
	0.0%			0.0%		-		Claims Settlement			0.0%		0.0%						
(253,518)	-6.0%		(254,641)	-5.8%	(252,346)	0.00		Retirement Govt Contribution		(504,495)	-5.8%	(508,236)	-6.1%	-0.7%	(504,692)	(0.00)			
258,398	6.2%		66,617	1.5%	201,736	-		Federal Reimbursement		76,075	0.9%	55,449	0.7%	37.2%	403,472	-			
(75,302)	-1.8%		115,145	2.6%	(30,589)	1.46		Federal Expenses		(50,263)	-0.6%	(79,650)	-1.0%	-36.9%	(61,178)	(0.18)			
(4,515)	-0.1%			0.0%	(8,333)	(0.46)		Gain <Loss> on Asset Disposals		(5,940)	-0.1%		0.0%		(16,666)	(0.64)			
(154,032)	-3.7%		(159,437)	-3.6%	(172,853)	(0.11)		Other Income & Expense		(647,154)	-7.5%	(620,359)	-7.5%	4.3%	(345,706)	0.87			
(154,032)	-3.7%		(159,437)	-3.6%	(172,853)	(0.11)		OTHER INCOME (EXPENSE)		(647,154)	-7.5%	(620,359)	-7.5%	4.3%	(345,706)	0.87			
416,826	9.9%		819,186	18.7%	181,817	1.29		NET INCOME (LOSS)		971,063	11.2%	1,115,256	13.4%	-12.9%	374,254	1.59			

Total Assets	Amount Current	Last Month End	Last Year End	Change This Month	Change This Year
Current Assets					
Cash on Hand	2,000.00	2,000.00	2,000.00		
Petty Cash Fund	100.00	100.00	100.00		
Cashier Change Fund					
Cash on Hand	2,100.00	2,100.00	2,100.00		
Incentive Award Fund					
First Hawaiian Bank-Incentive					
Incentive Award Fund					
Cash in Bank					
First Hawaiian Bank	10,368,486.14	9,147,344.48	8,802,099.65	1,221,141.66	1,566,386.49
Bank of Guam	1,420,108.67	1,485,242.12	1,256,124.45	65,133.45	163,984.22
Bank of Hawaii					
Citizen Security Bank	11,788,594.81	10,632,586.60	10,058,224.10	1,156,008.21	1,730,370.71
Cash in Bank	25,849,263.63	26,035,923.90	29,108,813.25	186,660.27	3,259,549.62
Short Term Investments					
Bank of Guam					
Citizen's Security Bank					
First Hawaiian Bank					
BankPacIFIC					
Citibank					
Bank of Hawaii					
Oceanic Bank					
Gov Guam Employees Fed CU					
Short Term Investments	25,849,263.63	26,035,923.90	29,108,813.25	186,660.27	3,259,549.62
Account Receivable-Trade (Net)					
Account Receivable-Trade (Net)	6,987,667.63	7,044,095.18	7,335,267.75	56,427.55	347,600.12
Accounts Receivable-Trade Allow for Uncollectible Acct. A/R-Clearing Account	563,854.42	563,854.42	563,854.42		
Account Receivable-Trade (Net)	6,423,813.21	6,480,240.76	6,771,413.33	56,427.55	347,600.12
Accounts Receivable-Other					
Accounts Receivable-Other	2,313.84	2,468.84	2,493.84	155.00	180.00
Accounts Receivable-DOA					
Accounts Receivable-Employee					
Accounts Receivable-FEMA Reimb					
Accounts Receivable-Geda/Casam	773,578.86	773,578.86	977,236.53		203,657.67
Accounts Receivable-Other					
Accounts Receivable-Ins Procee					
Accounts Receivable-Other	775,892.70	776,047.70	979,730.37	155.00	203,837.67
Marina Receivables					
Accounts Receivable-Agat Marin	22,511.47	19,486.47	20,379.97	3,025.00	2,131.50
Accounts Receivable-GDP Marina	3,319.35	4,838.21	4,694.30	1,518.86	1,374.95
Accounts Receivable-Harbor of	3,485.68	3,583.20	5,295.24	97.52	1,809.56

	Amount Current	Amount Last Month End	Amount Last Year End	Change This Month	Change This Year
Marina Receivables	29,316.50	27,907.88	30,369.51	1,408.62	1,053.01
Interest Receivables					
Bank of Guam					
Bank of Hawaii					
BankPacifc					
CitiBank					
Citizens Security Bank					
First Hawaiian Bank					
GovGuam Emp. Fed. Credit Union					
Oceanic Bank					
Other					
Interest Receivables					
Prepaid Expenses	1,972,942.88	2,174,499.67	15,873.01	201,556.79	1,972,942.89
Prepaid Insurance	2,646,695.48	2,911,695.31	15,873.63	264,999.83	2,630,821.85
Prepaid Expenses	4,619,638.36	5,086,194.98	15,873.62	466,556.62	4,603,764.74
Deferred Expenses					
Deferred Geda Addendum L/Lease					
Credit Note Reimbursement					
Deferred Expenses					
Current Assets	49,488,619.21	49,041,001.82	46,966,524.18	447,617.39	2,522,095.03
Non Current Assets					
Long Term Receivable	2,258,190.48	2,258,190.48	2,258,190.48		
Long Term Receivable-DOA	1,490,449.90	1,490,449.90	1,490,449.90		
Long Term Receivable-Geda	3,748,640.38	3,748,640.38	3,748,640.38		
Allow For Uncollectible LT A/R					
Long Term Receivable	84,890.12	74,042.36	74,042.36	10,847.76	10,847.76
Inventory-Computer	99,952.66	99,952.66	99,952.66		
Gas, Oil and Diesel Inventory	362,421.68	361,554.91	369,825.59	866.77	7,403.91
Inventory-Parts	1,721.09	1,721.09	1,721.09		
Supplies Inventory	77,363.66	77,363.66	77,363.66		
Contra-Asset Inventory Adj.					
Allowance for Obsolescence					
Inventory for Survey					
Inventory	468,184.31	456,506.47	464,832.20	11,677.84	3,352.11
Work In Progress					
Const Work in Progr-Local	386,134.05	295,645.50	295,645.50	90,488.55	90,488.55
Const Work in Progr-Federal	2,636,695.91	2,535,147.29	2,533,060.53	101,548.62	103,635.38
Const Work in Progr-FMP					
Work In Progress	3,022,829.96	2,830,792.79	2,828,706.03	192,037.17	194,123.93

Property, Plant & Equipment	Amount Current	Last Month End	Amount Year End	Change This Month	Change This Year
Non Current Assets	3,491,014.27	3,287,299.26	3,293,538.23	203,715.01	197,476.04
Land-Cabrera	3,563,000.00	3,563,000.00	3,563,000.00		
Land	3,563,000.00	3,563,000.00	3,563,000.00		
Buildings	15,732,648.10	15,732,648.10	15,732,648.10		
Buildings-Original	125,434,129.67	125,434,129.67	125,434,129.67		
Buildings-Substation Shelters					
Buildings-Wharf Improvements					
Canopy Structures	141,166,777.77	141,166,777.77	141,166,777.77		
Buildings	141,166,777.77	141,166,777.77	141,166,777.77		
Accumulated Depreciation-Build	15,204,528.34	15,202,127.99	15,199,727.64	2,400.35	4,800.70
AccDeprec-Buildings-Original	30,431,807.49	30,144,485.20	29,857,162.91	287,322.29	574,644.58
AccDeprec-Buildings-Sub Shelter					
AccDeprec-Buildings-Wharf Impr					
AccDeprec-Canopy Structures					
Accumulated Depreciation-Build	45,636,335.83	45,346,613.19	45,056,890.55	289,722.64	579,445.28
Furnishings & Equipment					
Air TOOLS					
Communications Equip	528,231.08	528,231.08	528,231.08		
Computer Equip	6,047,249.58	6,175,119.86	6,175,119.86	127,870.28	127,870.28
Crane Equip	16,206,672.56	16,206,672.56	16,206,672.56		
Furnishings & Office Equip	1,048,810.16	1,058,410.16	1,058,410.16	9,600.00	9,600.00
Garlery 3 Relocation Cost	1,821,145.00	1,821,145.00	1,229,928.00		591,217.00
Generator Sets					
Hand Tools	1,167,056.25	1,167,056.25	1,167,056.25		
Load & Unload Equip	14,832.85	14,832.85	14,832.85		
Mowing Equip	2,852.00	2,852.00	2,852.00		
Other Equip	6,999.00	6,999.00	6,999.00		
Power Tools	1,839,705.78	1,839,705.78	1,839,705.78		
Safety Equip	17,772.56	17,772.56	17,772.56		
Shop Equip	14,990.95	14,990.95	14,990.95		
Tractors	337,319.15	337,319.15	339,724.65		2,405.50
Vehicles & Motor Equip	2,970,216.97	2,970,216.97	2,970,216.97		
	1,851,765.87	1,851,765.87	1,861,265.87		9,500.00
Furnishings & Equipment	33,875,619.76	34,013,090.04	33,433,778.54	137,470.28	441,841.22
Accumulated Depreciation-Furni					
AccDeprec-Air Tools					
AccDeprec-Communications Eqt.	487,843.21	487,058.19	486,273.17	785.02	1,570.04
AccDeprec-Computer Equip	1,122,501.90	1,211,283.66	1,172,125.78	88,781.76	1,570.04
AccDeprec-Crane Equip	6,006,918.40	5,904,887.51	5,802,816.62	102,050.89	49,623.88
AccDeprec-Furnishings & Office	536,517.17	530,416.35	519,140.73	6,100.82	204,101.78
AccDeprec-Forklift Equip	737,828.70	722,652.45	707,476.20	15,176.25	17,376.44
AccAmort-Garlery 3 Relocation C	224,185.94	217,702.30	211,218.66	6,483.64	30,352.50
AccDeprec-Generator Sets	9,737.23	9,646.60	9,555.97	90.63	12,967.28
AccDeprec-Hand Tools					181.26

	Amount Current	Amount Last Month End	Amount Last Year End	Change This Month	Change This Year
AccDeprec-Load & Unload Equip	499.17	475.40	451.63	23.77	47.54
AccDeprec-Mowing Equip	3,966.10	3,849.45	3,733.80	116.65	233.30
AccDeprec-Other Equip	1,103,561.59	1,092,781.56	1,082,001.53	10,780.03	21,560.06
AccDeprec-Power Tools	9,185.07	9,009.63	8,834.19	1,775.44	350.88
AccDeprec-Safety Equip	2,141.52	1,963.06	1,784.60	178.46	356.92
AccDeprec-Shop Equip	178,749.51	176,766.83	180,689.65	1,982.68	1,940.14
AccDeprec-Tractors	1,192,715.52	1,170,563.67	1,148,411.82	22,151.85	44,303.70
AccDeprec-Vehicles & Motor Equ	1,799,439.14	1,780,910.14	1,770,455.97	18,529.00	28,983.17
Accumulated Depreciation-Furni	12,415,790.17	12,319,946.80	12,104,969.32	95,843.37	310,820.85
Capital Leases					
Capital Leases					
Accumulated Amortization-Capit					
Accumort-Capital Leases					
Accumulated Amortization-Capit					
Pension-Deferred Outflows Res	5,292,446.00	5,292,446.00	5,292,446.00		
Pension-Deferred Outflow Res	5,292,446.00	5,292,446.00	5,292,446.00		
Pension-Deferred Outflows Res	5,292,446.00	5,292,446.00	5,292,446.00		
Property, Plant & Equipment	125,845,717.53	126,368,753.82	126,294,142.44	523,036.29	448,424.91
Total Assets	178,825,351.01	178,697,054.90	176,554,204.85	128,296.11	2,271,146.16
Total Liabilities & Capital					
Current Liabilities					
Accounts Payable	141,096.16	152,456.16	336,563.37	11,360.00	195,467.21
Accounts Payable Custom	3,687,695.26	4,164,522.96	2,231,599.11	476,827.70	1,455,696.15
Accounts Payable GSA	69,747.92			69,747.92	69,747.92
Accounts Payable Others					
Accounts Payable Trade					
Received Not Vouchered					
Accounts Payable	3,898,539.34	4,316,979.12	2,568,562.48	418,439.78	1,329,976.86
Current Loan Payable					
Current ANZ (USDA) Loan Payabl	189,612.96	208,186.99	226,279.10	18,574.03	36,666.14
CU ANZ (USDA) 12M Loan Payabl	566,389.47	621,882.46	676,128.18	55,492.99	109,738.71
CU BOG 10M SLE Loan Payable	981,668.92	1,077,401.52	1,171,911.98	95,732.60	190,243.06
CU BOG 2M USDA Direct Loan	231,178.01	253,914.61	276,582.73	22,736.60	45,404.72
Current Loan Payable	1,968,849.36	2,161,385.58	2,350,901.99	192,536.22	382,052.63
Due to Public Utilities					
Due to GPA					
Due to GTA					
Due to GWA					

	Amount Current	Amount Last Month End	Amount Last Year End	Change This Month	Change This Year
Due to Public Utilities					
Accrued Interest Payable					
Accrued Interest Payable					
Accrued Interest Payable					
Deferred Revenues					
Deferred Revenues - DOD Moderniz	61,769.01-	61,769.01-	61,769.01-		67,110.97-
Deferred Revenues - GEDA	105,718.75	105,718.75	172,829.72		13,020.93-
Deferred Revenues - Leases			13,020.93		
Deferred Revenues - Marinas			77,720.52		77,720.52-
Deferred Revenues	43,949.74	43,949.74	201,802.16		157,852.42-
Deferred Revenues					
Accrued Expenses					
Accrued Payroll	1,113,939.33	892,747.70	1,779,339.22	221,191.63	334,600.11
Accrued Vacation Pay-Current	1,270,045.77	1,238,905.59	1,232,707.36	31,140.18	37,338.41
Accrued Earthquake Cost					
Accrued Total/Supplemental					
Accrued Typhoon Cost					
Accrued Medicare Tax					
Accrued Federal Grant					
Accrued Insurance Payables	3,547.98	3,363.42	1,906.54	184.56	1,641.44
Employee Deductions Payable	425,286.62	354,881.47	288,964.36	70,405.15	136,322.26
Withholding Tax Payable					
Credit Union					
Accrued Miscellaneous Deductio					
Accrued Death & Disability Ins					
Retirement Contributions					
Deferred Compensation Plan Pay					
Accrued Expenses	2,812,819.70	2,489,898.18	2,302,917.48	322,921.52	509,902.22
Security Deposits					
Security Deposits - Space Leas	84,859.86	85,172.82	85,065.72	312.96-	205.86-
Security Deposits - Marinas	30,626.82	30,789.32	30,311.82	162.50-	315.00
Security Deposits	115,486.68	115,962.14	115,377.54	475.46-	109.14
Capital Lease Obligations- Cur					
Capitl Lease Obligations-Curren					
Capital Lease Obligations- Cur					
Other Current Liabilities					
Other Current Liabilities					
Reserve Shortage/Property Dama					
Lease Payable - GEDA					
Other Current Liabilities					
Current Liabilities	8,839,644.82	9,128,174.76	7,539,561.65	288,529.94-	1,300,083.17

	Amount Current	Last Month End	Amount Last Year End	Change This Month	Change This Year
Non Current Liabilities					
Long Term Accrued Expenses	41,187,280.00	41,187,280.00	41,187,280.00		
Unfunded Retirement Contributions	444,045.40	444,045.40	444,045.40		
Accrued Vacation Pay-Long Term	1,893,140.63	1,893,140.63	1,893,140.63		
Accrued Sick Leave(DC)-Long Term					
Long Term Accrued Expenses	43,524,466.03	43,524,466.03	43,524,466.03		
Pension-Deferred Inflow of Res					
Pension-Deferred Inflow of Res					
Capital Lease Obligations					
Capital Lease Obligations					
Capital Lease Obligations					
Long Term Loan Payables					
LT-ANZ (USDA) Loan Payable 3.5	2,035,075.41	2,035,075.41	2,035,075.41		
LT-ANZ (USDA) Loan Payable 3.25	8,612,503.58	8,612,503.58	8,612,503.58		
LT-BOG SLEP Loan Payable 10M	6,958,877.73	6,958,877.73	6,958,877.73		
LT-BOG \$2M USDA Direct Loan	1,157,418.32	1,157,418.32	1,157,418.32		
Long Term Loan Payables	18,763,875.04	18,763,875.04	18,763,875.04		
Non Current Liabilities	62,288,341.07	62,288,341.07	62,288,341.07		
Capital Contributions & Equity					
Contributions-Local Government	3,563,000.00	3,563,000.00	3,563,000.00		
Contributions-Band Property & Equip	13,483,688.19	13,483,688.19	13,483,688.19		
Contributions-General Fund	100,000.00	100,000.00	100,000.00		
Contributions-Special	7,000.00	7,000.00	7,000.00		
Contributions-PAG (Portion of					
Contributions-Local Government	17,567,358.64	17,567,358.64	17,567,358.64		
Contributions-Federal Government					
Contributions-U.S. Govt Rehab	10,321,126.26	10,321,126.26	10,321,126.26		
Contributions-Economic Develop	1,492,676.57	1,492,676.57	1,492,676.57		
Contributions-U.S. Department	6,508,875.60	6,508,875.60	6,508,875.60		
Contributions-U.S. Govt-Fema	53,763.30	53,763.30	53,763.30		
Contributions-Federal Governme	18,376,441.73	18,376,441.73	18,376,441.73		
Accumulated Earnings					
Accumulated Earnings	20,085,451.75	20,085,451.75	20,085,451.75		
Accumulated Earnings (Deficit)	90,867,948.51	90,867,948.51	90,867,948.51		
Accumulated Earnings	70,782,496.76	70,782,496.76	70,782,496.76		
Net Earnings (Loss)	971,062.99	554,241.94	5.00	416,826.05	971,062.99
Capital Contributions & Equity	107,697,365.12	107,280,539.07	106,726,302.13	416,826.05	971,062.99

	Amount Current	Amount Last Month End	Amount Last Year End	Change This Month	Change This Year
Total Liabilities & Capital	178,825,351.01	178,697,054.90	176,554,204.85	128,296.11	2,271,146.16

**Port of Guam
Aging Summary
As of November 30, 2017**

NUMBER	NAME	OPEN BALANCE	CURRENT BALANCE	31-60	61-90	91-120	OVER 120	LAST PAID AMOUNT	DATE	REMARKS
14526	Cementon Micronesia, LLC	\$356,231.46		\$1,610.00	\$1,610.00	\$1,610.00	\$351,401.46	\$18,237.00	1/2/2018	Tenant request mgmt for credit.
7384	Madrinas Steamship Agency	\$892,865.77	\$498,559.85	\$114,744.79	\$79,146.73	\$22,668.13	\$177,746.27	\$1,934.31	1/4/2018	Final Notice Sent
14405	KVOG Broadcasting/MCS, LLC	\$114,745.97	-\$0.16	\$1,000.00	\$1,000.00	\$1,000.00	\$111,746.13	\$45.36	11/14/2012	With Legal, no update
7376	Matson Navigation Co.	\$2,572,263.57	\$2,454,540.92	\$27,383.15	\$21,110.68		\$69,228.82	\$957,774.58	12/29/2017	2nd Notice Sent out
15388	Guam Industrial Serv., Inc.	\$86,029.00	\$31,773.00				\$54,256.00	\$20,000.00	4/26/2017	Statement of Account requested, will follow up with customer in regards to payment
11848	Fantasea Charters/Velez, A	\$18,307.91	-\$0.33	\$449.82	\$449.82	\$449.82	\$16,958.78	\$25.00	5/5/2016	With Collections
7368	Cabras Marine Corp	-\$23,337.03	-\$39,307.14	\$251.52			\$15,687.15	\$5.00	1/10/2018	Invoice listing & Payment history was provided to Cabras (Mel & Rico) to reconcile account. Requested 2 week extension from 2nd Notice
15240	AVANTI MARINE SPORTS	\$14,869.05					\$14,869.05	\$1,874.25	3/4/2016	On a list for collections/ Return Mail! No updated contact information
13422	Department of Agriculture	\$14,765.40					\$14,765.40	\$29,530.80	3/24/2017	Numbers listed are no longer in service, a follow up was sent via email.
14542	Heavy Equipment Rental Opt	\$11,791.11		\$642.60	\$642.60	\$642.60	\$9,863.31	\$102.08	3/22/2017	On a list for collections, no updated contact information
11776	Customs and Quarantine Age	\$7,188.48		\$449.28	\$449.28	\$449.28	\$5,840.64	\$5.00	1/11/2018	Working with commercial in regards to payment, when contacted treasurer of Guam they stated there were no pending payments for Port Authority
9620	Alupang Beach Club	\$6,711.76	\$296.43	\$273.53	\$481.73	\$91.60	\$5,568.47	\$2,653.79	9/21/2017	John LG from commercial is working with customer in regards to past due
14283	Brand, Inc.	\$8,349.88		\$1,111.00	\$1,111.00	\$1,403.12	\$4,724.76	\$3,333.00	12/27/2017	Ken from Brand Inc, requested for a breakdown on account, will email or call to possibly set up a meeting. Also, intends to submit letter to have consideration for interest invoices. Will follow up
13641	M.A.Y. (Guam) Inc.	\$3,544.81		\$85.68	\$85.68	\$85.68	\$3,287.77	\$400.28	1/8/2016	On a list for collections
13537	Wang, Jackie	\$11,150.00	\$2,775.40	\$2,752.50	\$2,752.50	\$22.90	\$2,846.70	\$13,927.50	1/12/2018	Customer works for airline company and is off island alot, will stop by to clear his account asap.
14382	Sepeley, Ulisses Y.	\$1,703.75					\$1,703.75	\$100.00	11/8/2016	With collections
14922	Jack Michael	\$1,495.00					\$1,495.00	\$500.00	9/20/2016	On a list for collections
11794	Guam Shipyard	\$1,933.49	\$229.00	\$91.60	\$343.50	\$412.20	\$857.19	\$14,397.59	12/18/2017	Followed up on past due, will make payment soon to update account
15563	Tereas, Jeremy	\$962.50		\$137.50	\$137.50		\$887.50	\$137.50	8/7/2017	Will follow up with Ms. Rita from commercial, customer was disputing illegal parking fees, due to the fact that he recently purchased the boat
13536	Guam Lucky Strike, Inc./Jo	\$4,451.67		\$3,824.00	\$32.67		\$95.00	\$525.00	12/2/2016	Late Notice Sent out
14368	Tyco Electronics Subsea Co	\$609.99	\$138.52				\$471.47	\$82.80	12/13/2017	Currently reconciling with customer, disputing past due invoices.

NUMBER	NAME	OPEN BALANCE	CURRENT BALANCE	31-60	61-90	91-120	OVER 120	LAST PAID AMOUNT	DATE	REMARKS
1862	SANTOS, JOHN T.	-\$194.00	-\$593.04				\$399.04	\$137.50	11/8/2016	2nd Notice Sent out, no updated contact information
14491	Lizama, Jr. Kelly A	\$375.00					\$375.00	\$390.04	12/27/2017	Working with customer, researching account
13476	Isla Maritime Agency	\$3,065.87	\$2,669.26	\$32.09			\$364.52	\$850.00	6/20/2017	2nd Notice was processed, also attempted to get in touch with customer
15523	Ly, Quang Minh	\$662.50	\$112.50	\$137.50	\$137.50		\$275.00			Reviewing account
10225	Mobil Oil Guam, Inc.	\$58,516.15	\$58,245.12				\$271.03	\$139,214.04	1/16/2018	Contacted customer and reminded about account
14384	Auto Marine Inc.	\$1,381.68	\$453.58	\$368.96	\$275.84	\$29.10	\$254.20	\$1,300.00	12/15/2017	Final Notice being sent out, he will clear account asap.
12336	Wang, Jen-Nan	\$244.12					\$244.12	\$151.14	2/16/2006	Will follow up with Ms. Rita, customer claims error in billing and spoke to her regarding this matter
15300	Berg, Julia	\$880.00	\$220.00	\$220.00	\$220.00		\$220.00	\$350.00	12/18/2017	CUSTOMER CALLED BACK AND EXPLAINED THAT SHE WAS OUT OF A JOB, BUT JUST STARTED WORK AND INTENDS TO CLEAR HER OUTSTANDING BALANCE BY JAN 2018.
15040	Tyquiencco, Joseph T.	\$137.50					\$137.50	\$137.50	1/5/2018	Still doing research, customer is disputing \$137.50
13674	Coffman, John Randolph	\$97.50					\$97.50	\$220.00	12/26/2017	Customer has dispute and is working with Ms. Rita
15079	McDermott, Brian	\$79.97					\$79.97	\$40.57	4/15/2013	Customer stated he would be in to make payment and failed to do so. Late Notice will be sent out
1490	Guam Telephone Authority	\$361.89	\$327.75	\$150.00	\$150.00		\$34.14	\$1,242.74	1/8/2018	Will contact customer to follow up
14534	Martin, Dwight	\$475.00	\$150.00	\$150.00	\$150.00		\$25.00	\$775.00	1/11/2018	
15301	James, Joschiv	\$300.00	\$137.50	\$137.50	\$137.50		\$25.00	\$137.50	12/12/2017	
13914	Dacanay, Ann R.	\$145.00	\$40.00	\$40.00	\$40.00		\$25.00	\$120.00	7/31/2017	
13653	Yu, Niko K.	\$105.00	\$40.00	\$40.00	\$40.00		\$25.00	\$256.00	6/15/2017	
13089	Guam Fisherman's Cooperati	-\$25.00	-\$50.00				\$25.00	\$550.00	5/17/2017	
15103	Collier, Ernest	-\$147.50	-\$172.50				\$25.00	\$220.00	12/5/2017	
9822	Osakana Cruise, Inc/Fish E	-\$165.72	-\$188.62				\$22.90	\$532.90	1/9/2018	
15554	Barthas, John	\$15.00					\$15.00			
14444	Office of the Governor of	\$68,972.62		\$68,972.54			\$0.08	\$68,972.54	12/19/2017	
7587	American President Lines L	\$2,056,377.59	\$1,445,739.12	\$610,638.47			\$5,830.69	\$1,167,2018	1/16/2018	
7350	Consolidated Transportatio	\$846,737.68	\$740,925.26	\$105,812.42			\$234,723.28	\$1,177,2018	1/17/2018	
14642	Tristar Terminal Guam, In	\$311,484.86	\$311,484.86				\$175,272.12	\$1,177,2018	1/4/2018	
14610	U.S. Department of Homelan	\$215,360.51	\$215,360.51				\$2,023.42	\$1,177,2018	12/28/2017	
7341	Armblyth Shipping & Trading	\$200,997.04	\$159,792.13	\$40,077.81	\$1,127.10		\$152,840.36	\$1,177,2018	1/17/2018	
14171	Norton Lilly International	\$31,830.70	\$30,393.13	\$1,437.57			\$1,880.04	\$1,177,2018	1/16/2018	
13044	Smithbridge Guam, Inc.	\$12,925.97	\$312.81	\$6,242.20	\$6,370.96		\$260.00	\$1,177,2018	11/22/2017	
13696	Lotus Pacifica Trading, In	\$9,074.22	\$9,074.22				\$260.00	\$1,177,2018	1/16/2018	
15600	Island Breath	\$6,448.84	\$6,448.84				\$10,920.52	\$1,177,2018	10/23/2017	
7106	Shell Guam, Inc.	\$3,900.00		\$1,950.00	\$1,950.00			\$1,950.00	11/4/2011	
15235	Oil Spill Response Operati	\$3,528.00	-\$3,528.00	\$3,528.00	\$3,528.00			\$7,056.00	12/22/2017	
14381	Apra Dive & Marine Sports,	\$2,542.43	\$748.50	\$1,793.93				\$3,587.82	1/16/2018	
14364	P.S.V. Corp./Joo, Gi Bum	\$1,917.73	\$337.65	\$1,530.08	\$50.00			\$2,991.83	1/19/2018	

NUMBER	NAME	OPEN BALANCE	CURRENT BALANCE	31-60	61-90	91-120	OVER 120	LAST PAID AMOUNT	DATE	REMARKS
14061	AR Sunniser Canteen/Cateri	\$1,136.48	\$11.26	\$634.03	\$491.19			\$1,200.00	12/5/2017	
14336	Cruz, Joseph L.	\$1,134.09	\$1,134.09					\$1,134.09	12/4/2017	
7886	Guam Transport & Warehouse	\$1,018.75	\$18.75	\$535.50	\$464.50			\$58.44	1/8/2018	
7763	Guam Dolphin's Marine Sport	\$938.90	\$938.90					\$1,972.90	1/4/2018	
14537	Fredrick, Bruce & Dianne	\$685.00	\$245.00	\$220.00	\$220.00			\$245.00	11/1/2017	
13121	Tidewater Distributors Inc	\$617.21	\$617.21					\$5,562.68	1/8/2018	
14909	Propacific Builder Corpora	\$548.09	\$548.09					\$266.80	12/4/2017	
14161	Isla Trucking	\$535.50		\$535.50				\$588.00	1/3/2018	
15370	J524 Inc./Jayla Dolphin Cr	\$490.00	\$490.00					\$490.00	12/19/2017	
14907	Taitano, John	\$477.00	\$67.00	\$410.00				\$600.00	10/4/2016	
11770	Black Construction Corpora	\$377.28	\$377.28					\$220.08	1/8/2018	
9831	Fish Hook Inc.	\$360.00	\$360.00					\$360.00	1/4/2018	
15593	Guam Ocean Adventures, LLC	\$353.43			\$278.46	\$74.97		\$632.00	12/1/2017	
15651	Barcenilla, Roland/Sevlyn	\$275.00	\$137.50	\$137.50					12/1/2017	
14623	Coccos Island Resort	\$273.21	\$273.21					\$273.21	12/20/2017	
15663	Okeanos Marianas	\$250.00	\$250.00					\$220.00	12/18/2017	
9806	Felix, Christopher	\$220.00	\$220.00					\$270.00	12/18/2017	
14663	Cafky, James W. & Melvia	\$220.00	\$220.00					\$685.00	8/30/2017	
14861	Takasani, Nicholas	\$220.00	\$220.00					\$575.00	8/17/2017	
14850	Hartup, Jason	\$162.50	\$137.50			\$25.00		\$2,908.89	11/15/2017	
15095	Chen, Steven	\$151.20	\$151.20					\$412.50	10/12/2017	
12527	Paynter, Neil	\$137.50	\$137.50					\$135.00	12/29/2017	
14658	Phillip, Vincer	\$137.50	\$137.50					\$275.00	9/15/2017	
15428	Stewart, Michael	\$137.50	\$137.50	\$275.00				\$780.00	12/18/2017	
15526	Ovailles, Victor	\$137.50	\$137.50					\$275.00	12/11/2017	
10524	Orcutt, Kenneth D.	\$137.00	\$137.00					\$137.50	12/28/2017	
15327	Petrick, Phillip R.	\$128.52	\$128.52					\$369.64	8/21/2017	
10743	Poppe, Edward/FISH INC	\$105.00	\$80.00	\$22.90	\$25.00	\$11.77		\$185.00	1/16/2018	
14791	Fong, Francis I.	\$103.37	\$45.80	\$22.90	\$80.00			\$880.00	10/6/2017	
14124	Guam Fire Department	\$80.00	\$80.00	\$50.00	\$25.00			\$225.00	9/29/2017	
14429	Weilbacher, Walden	\$75.00	\$50.00	\$50.00				\$600.00	2/24/2017	
14436	John C. Agunon/MYUNG J. Par	\$75.00	\$25.00	\$50.00				\$655.00	12/21/2017	
10701	Peterson, George N.	\$50.00	\$50.00					\$220.00	11/30/2017	
15475	Tropical Island Marine Spo	\$45.80	\$45.80					\$50.00	12/26/2017	
12293	Bradford, William W.	\$25.00	\$25.00					\$115.00	11/8/2017	
13532	Ahlf, Douglas I.	\$25.00	\$25.00					\$689.04	1/3/2017	
10778	Real World Diving	\$22.90		\$9.11	\$22.90			\$25.25	8/18/2016	
12987	South Pacific Environmenta	\$9.11		\$9.11				\$682.75	1/17/2018	
15480	L & P Corporation	\$0.05	\$0.05					\$122.33	12/13/2017	
8336	Pacific Trucking Inc	\$0.44	\$0.44					\$10.00	11/29/2017	
13190	GENITY BLUE DIVING SHOP	\$0.44	\$8.57					\$2,357.21	11/6/2017	
15664	Cook, David S.	\$0.00	\$0.00					\$300.00	8/16/2017	
13202	Department of Administrati	\$0.00	\$0.00					\$480.00	12/13/2017	
14409	Robinson, Merle Ann	\$0.00	\$0.00			\$17.00			1/18/2018	
13773	Walker, Jon D./Reed, Marvi	\$0.00	\$0.00						2/17/2017	
9697	Camacho, Antonio Frank C.	\$0.00	\$0.00							
14533	Brochon, Michael	\$0.00	\$0.00							

NUMBER	NAME	OPEN BALANCE	CURRENT BALANCE	31-60	61-90	91-120	OVER 120	LAST PAID AMOUNT	DATE	REMARKS
15205	RIDLON, DANIEL A	-\$40.00	-\$40.00					\$600.00	1/8/2018	
15612	Churchill, Charles D.	-\$42.00	-\$42.00					\$700.00	1/16/2018	
1189	CAMACHO JR., HIGINIO N.	-\$50.00	-\$50.00					\$50.00	11/14/2017	
1300	SANTOS, RAYMOND B.	-\$50.00	-\$50.00							
1638	LUIAN, FRANK V.	-\$50.00	-\$50.00					\$50.00	8/3/2017	
1749	CARBULLIDO, RITA B.	-\$50.00	-\$50.00					\$30.00	9/11/2017	
1818	FLORES, JANICE H.	-\$50.00	-\$50.00					\$50.00	11/21/2017	
9742	Duenas, Christopher M.	-\$50.00	-\$50.00					\$375.00	10/4/2017	
13545	Perez, Vincent T./Vern Per	-\$50.00	-\$50.00					\$600.00	12/15/2017	
13807	Luis F.M. Cabral III	-\$50.00	-\$50.00					\$50.00	10/13/2017	
15416	Eustaquio, Randy J	-\$50.00	-\$50.00					\$50.00	1/10/2018	
15423	Bosi, Vellamora	-\$50.00	-\$50.00					\$100.00	9/27/2017	
15537	Fitzgerald, Stephen	-\$50.00	-\$50.00					\$50.00	1/27/2017	
15597	Gorman, John T.	-\$50.00	-\$50.00					\$50.00	6/13/2017	
15628	Bato, Mark	-\$50.00	-\$50.00					\$100.00	1/19/2018	
15649	Emmanuel, Julia B.	-\$50.00	-\$50.00					\$50.00	11/17/2017	
15650	Chaco, Eric P.	-\$50.00	-\$50.00					\$50.00	10/20/2017	
15660	Snaer, Danis C	-\$50.00	-\$50.00					\$50.00	11/17/2017	
15661	Talavera, Thomas	-\$50.00	-\$50.00					\$50.00	11/17/2017	
12509	Hanley, Timothy F.	-\$52.50	-\$52.50					\$50.00	11/22/2017	
9654	Baba, Hideharu	-\$80.00	-\$80.00					\$40.00	12/7/2017	
1297	Cruz, John R.	-\$80.00	-\$80.00					\$160.00	8/29/2017	
14210	Kaneshiro, Roger J., D.D.S	-\$80.00	-\$80.00					\$960.00	1/10/2018	
13040	Watson, Jonathan	-\$85.68	-\$171.36	\$85.68				\$85.68	1/8/2018	
15548	Malanga Fishing Charters	-\$87.50	-\$87.50					\$525.00	8/28/2017	
9849	Flores, William A.	-\$100.00	-\$100.00					\$600.00	11/14/2016	
12408	Marinas Yacht Club	-\$100.00	-\$100.00					\$100.00	10/18/2016	
13913	Shoocumtuck Charters Inc.	-\$100.00	-\$100.00					\$510.00	12/7/2017	
14694	Go Nakane	-\$100.00	-\$100.00					\$137.50	12/26/2017	
15529	Santiago, Tarcisia	-\$100.00	-\$100.00					\$50.00	12/26/2017	
15662	Gambao, Mary Doris	-\$100.00	-\$100.00					\$50.00	12/28/2017	
15644	Brooks, Donovan	-\$100.86	-\$100.86					\$242.84	10/3/2017	
14290	DGX	-\$101.84	-\$101.84					\$54.62	11/28/2017	
9478	Triple B Forwarders	-\$102.08	-\$102.08					\$279.92	1/18/2018	
14150	PIER, KENNETH	-\$114.60	-\$114.60					\$297.90	12/28/2017	
13081	Watanabe Akio/Fontana & C	-\$128.00	-\$128.00					\$147.00	4/10/2017	
13314	Island Certs Corporation	-\$137.50	-\$137.50					\$1,650.00	12/7/2017	
14013	Brandt, Jim or Bonnie	-\$137.50	-\$137.50					\$137.50	1/8/2018	
14570	Terlape, Glenn	-\$137.50	-\$137.50					\$137.50	1/4/2018	
15511	Anderson, Mark A.	-\$137.50	-\$137.50					\$137.50	1/2/2018	
15594	Mccey, Troy	-\$137.50	-\$137.50					\$412.50	1/9/2018	
14527	U.M.S. Trucking	-\$146.83	-\$146.83					\$436.96	12/5/2017	
8264	Olson, Tom	-\$150.00	-\$150.00					\$150.00	1/4/2018	
12995	Bell, James C. or Cynthia	-\$150.00	-\$150.00					\$450.00	9/29/2017	
15656	Shimizu, Janice	-\$150.00	-\$150.00					\$150.00	11/28/2017	
14582	Packbier, Paul E.R./RCR Gu	-\$155.00	-\$155.00					\$315.00	10/10/2017	
14968	Nguyen, Hoa Van	-\$160.00	-\$160.00					\$960.00	2/22/2017	

NUMBER	NAME	OPEN BALANCE	CURRENT BALANCE	31-60	61-90	91-120	OVER 120	LAST PAID AMOUNT	DATE	REMARKS
15661	Crispell, Peter	-\$162.50	-\$162.50					\$162.50	6/9/2017	
14776	MARAD	-\$169.45	-\$169.45							
10735	Plummer, Peter J.	-\$175.00	-\$175.00							
12394	Wong, Billy	-\$187.50	-\$187.50					\$87.50	1/3/2018	
11756	V. Angoco's Trucking	-\$190.58	-\$190.58					\$262.50	12/11/2017	
14507	Guam Home Center	-\$218.57	-\$218.57					\$273.10	1/3/2018	
13677	Brown, Roy	-\$220.00	-\$220.00					\$740.96	8/18/2017	
15278	Rosen, Mattias	-\$220.00	-\$220.00					\$1,760.00	5/17/2017	
12338	Tembata, Massao DBA:Ten Boa	-\$262.50	-\$262.50					\$22.90	11/22/2017	
12424	Flores, Joaquin C.	-\$275.00	-\$275.00					\$137.50	11/21/2017	
14431	Quinata, Carlos/Amber Heri	-\$287.50	-\$287.50					\$862.50	1/2/2018	
15433	Pleske, Burghard	-\$300.00	-\$300.00					\$750.00	11/21/2017	
15582	Shavers, George Kenneth	-\$324.92	-\$324.92					\$1,430.00	9/26/2017	
12706	Guam Seawalker Tours	-\$340.00	-\$340.00					\$440.00	5/17/2017	
15620	Saito, Minoru	-\$450.00	-\$450.00					\$450.00	12/29/2017	
14143	Salt Shaker Yacht Charter	-\$490.52	-\$490.52					\$245.26	11/15/2017	
9814	Fentress, Michael D.	-\$509.00	-\$509.00					\$169.00	12/13/2017	
9401	Tasi Tours Inc.	-\$523.05	-\$523.05					\$933.05	12/7/2017	
15248	OJIMA, MAX HIDEO	-\$600.00	-\$600.00					\$1,800.00	8/24/2017	
12373	Beighley, Jim/Mark Baldyga	-\$650.00	-\$650.00					\$625.00	10/26/2015	
13191	Agnon, Sonia V. or Paul SN	-\$691.45	-\$691.45					\$200.00	11/9/2017	
11764	American Bureau of Shippin	-\$708.69	-\$708.69					\$582.56	1/3/2018	
1487	Guam Federation of Teacher	-\$859.00	-\$859.00						10/31/2017	
10621	Perez, Thomas L.G.	-\$960.00	-\$960.00					\$960.00	11/21/2017	
14126	Margaritha Charters	-\$1,519.86	-\$1,519.86					\$695.50	11/16/2017	
8483	Scuba Company	-\$2,823.70	-\$2,823.70					\$6,246.30	12/29/2017	
14141	Core Tech International	-\$3,770.87	-\$3,770.87					\$81.93	9/1/2017	
13030	South Pacific Petroleum Co	-\$29,905.53	-\$29,905.53					\$29.25	1/18/2018	
15334	KALS Corporation	-\$52,788.85	-\$52,788.85					\$2,714.75	1/8/2018	
12511	Hanson Permanente Cement o	-\$371,456.68	-\$371,456.68					\$172,000.00	3/17/2017	
14778	IP&E Holding LLC	-\$463,662.70	-\$463,662.73	\$0.03				\$5,814.03	1/8/2018	
7499	Diamond K/Guam Shipping Ag							\$573.51	11/16/2017	
9363	Luen Fung Enterprises							\$245.79	12/4/2017	
11778	Dewitt Trans Services of G							\$203.84	11/29/2017	
12522	Dickerson & Quinn, Ltd							\$233.76	1/16/2018	
13405	Jae Hoon Corp.							\$300.41	12/29/2017	
14764	San Jose Investments, LLC		-\$218.48					\$81.93	11/30/2017	
14911	Royal Cargo Guam, LLC			\$218.48				\$116.88	1/9/2018	
15014	Purcell Painting							\$536.64	12/20/2017	
15050	PERMARCH GUAM INC							\$27.31	11/27/2017	
15579	Triple J Five Star Wholesale							\$382.34	11/3/2017	
15653	SAUGET, PAUL							\$571.22	11/3/2017	
15655	Le Lann, Erwan							\$150.00	11/7/2017	
TOTALS:		\$7,016,872.66	\$4,994,424.62	\$1,001,049.77	\$124,808.04	\$29,049.61	\$867,540.62			

Port Authority of Guam
Accounts Payable Summary

Supplier	Supplier Name	Phone	Co	Balance Open	Current	61 - 90	91 - 120	Aging 121 - 0	Over
13192	PHOENIX PACIFIC	671 6466461	00050	3018.00	3018.00				
13341	PTI PACIFIC INC.		00050	2952.99	2952.99				
2031	QUINATA, CARL, I.	671 565-1514	00050	380.00	380.00				
10144	R&E GARCIA LLC, D	671 6469287	00050	2126.75	1394.75				732.00
10823	Reaction Supply C	671 4725651	00050	10677.45	10677.45				
10922	Securities Solidi	671 6420797	00050	4046.84	4046.84				
10030	South Pacific Pet	671 4728871 (OPERA	00050	48719.80	48719.80				
14864	STANDARD INSURANC	971 3212091	00050	36.27	36.27				
14617	Talmanolo, Nathan		00050	50.00	50.00				
14127	TakeCare Insurance	671 6465825	00050	135.18	135.18				
13308	TeLaje, Miguel T	777-2262	00050	50.00	50.00				
13420	The Guam Daily Po	6491924 (CAROL	00050	1080.00	1080.00				
13420	Treasurer of Guam		00050	436514.00	436514.00				
14321	Triple J Express	671 6478473	00050	3360.00	3360.00				
14642	Tirola Terminalis	671 5652300	00050	6574.34	6088.22				486.12
1812	TAIANO, DOMINIC	671 4775931	00050	50.00	50.00				
1812	TAIANO, MARIA D.	671 4775931	00050	50.00	50.00				
15432	TRACK ME GUAM, LL	671 6496345	00050	580.00	580.00				
11623	Unitek Environment	671 5653151 (LEROY	00050	103610.00		103610.00			
11952	Unitecsty of Gua	671 7352991	00050	480.00	480.00				
14916	Unitecsty of Gua	671 6379008	00050	19297.48	16667.48				2630.00
14916	Unitecsty of Gua	671 6379008	00050	7900.00	7900.00				
14916	Unitecsty of Gua	671 6379008	00050	121071.13	121071.13				
14197	WBF/Parsons Blinc	671 9884554 (MATTH	00050						
00050	Port Authority of Guam			3687695.26	2696115.19	132625.34	646621.00		212333.73
	Grand Total			3687695.26	2696115.19	132625.34	646621.00		212333.73

**PORT AUTHORITY OF GUAM
Budget Transactions**

In the January 31, 2013 board meeting, Acting General Manager requested authorization from the Board of Directors to allow management to lift quarterly budget and be able to transfer money within divisions budget to give them the flexibility to manage their division. The Board of Directors approved the above request provided that the request be documented and that the Board be informed. Therefore, below are the current transactions.

Budget Lifts:

Memo	Division	Request	Acct. No.	Annual Budget	Quarterly Budget	Used as of 11/30/17	pending requisitions/PO's	Reason
11/1/2017	Engineer	Lift Annual	640.8665.BLUEPRINT	1,000	250			Needed to enter BPA
11/1/2017	Maint	2nd	413.8366.OFCEQPT	1,750	438			Needed for requisitions
11/1/2017	Facility	Lift Annual	423.8366.PHTLS	1,000	250			Needed for requisitions
11/3/2017	Safety	Lift Annual	123.8114	7,000	1,750	5,006		Overtime
11/6/2017	Facility	Lift Annual	423.8366.SFYEQPT	1,500	375			Needed for requisitions
11/8/2017	Procurement	Lift Annual	631.8366.OFCEQPT	2,000	500			Pallet Jack
11/8/2017	Port Police	2nd	122.8524	80,000	20,000	6,086		Needed for requisitions
11/9/2017	Facility	Lift Annual	421.8366.SFYEQPT	1,200	300			Needed for requisitions
11/14/2017	Terminal	2nd	320.8114	200,000	50,000	63,931		Overtime
11/15/2017	Transportation	2nd	330.8114	54,000	13,500	17,476		Overtime
11/15/2017	Maint	Lift Annual	412.8524	100,000	25,000	28,947		Needed to enter BPA, Bids
11/16/2017	Maint	2nd	414.8114	45,000	11,250	11,109		Overtime
11/20/2017	Harbor Master	2nd	121.8664.DVING	40,000	10,000			Assessment and Evaluations
		Lift Annual	640.8521	2,000	500	792		Needed for requisitions
11/27/2017	Maint	Lift 3rd	413.8524	220,000	55,000	44,139		Needed for BPA

Divisional Transfers:

Memo	Division	Request	Acct. No.	Amount	Reason
11/7/2017	Maint	414.8524	414.8113	1,235.10	Holiday Work
11/8/2017	Human Resources	620.8617	620.8114	600.00	Overtime

PORT AUTHORITY OF GUAM

Crane Surcharge					9.50%	<i>BOG 0101-330971 50.1122.BOGCRANE</i>	
60.5851					<i>Sinking</i>	<i>Bank Bal.</i>	
Date	Description	Amount	Balance	Remarks	Fund	Amount	Date
9/30/2017	Balance Forwarded		(908,173.42)		3,926,567.26	4,883,632.60	
10/20/2017	Loan Payment	(101,426.79)	(1,009,600.21)				
10/31/2017	Pola Insurance Prem	(260,000.00)	(1,269,600.21)			204,190.30	10/4/2017
10/31/2017	Revenues	494,843.35	(774,756.86)			344,045.55	10/25/2017
10/31/2017	Depreciation	\$ (66,666.67)	(841,423.53)			544.41	10/31/2017
10/31/2017	Pola 14 Exp 70.8390	(8,866.77)	(850,290.30)				
	Pola 16 Exp 70.8391	\$ (13,274.48)	(863,564.78)				
	Pola 17 Exp 70.8392	\$ (8,334.50)	(871,899.28)				
10/31/2017	Reserve	\$ (47,010.12)	(918,909.40)		47,010.12		
	PMC	\$ -	(918,909.40)				
11/20/2017	Loan Payment	(101,426.79)	(1,020,336.19)			140,800.00	11/14/2017
11/30/2017	Revenues	496,645.40	(523,690.79)			23,655.86	11/22/2017
11/30/2017	Depreciation	\$ (66,666.67)	(590,357.46)			566.15	11/30/2017
11/30/2017	Pola 14 Exp 70.8390	(18,535.85)	(608,893.31)			468,998.64	11/30/2017
	Pola 16 Exp 70.8391	\$ (14,875.66)	(623,768.97)				
	Pola 17 Exp 70.8392	(17,380.50)	(641,149.47)				
11/30/2017	Reserve	(47,181.31)	(688,330.78)		47,181.31		
	PMC	-	(688,330.78)				
					4,020,758.69	6,066,433.51	

PORT AUTHORITY OF GUAM
CONTRACT SUMMARY UPDATE

No.	Consultant/Vendor	Type of Service	Solicitation Method Reference No.	Division	Contract Term	Initial Term	Expiration After Options	Next Renewal Due Date	Annual Amount (Comments / Notes)
PROFESSIONAL SERVICES									
1	N.C. Macario & Assoc.	A/E Design and Consulting Services	RFP-016-002	Engineering	2 years with option to renew for 1 additional year	10/27/16 to 10/26/18	10/26/2019	10/26/2018	Not to exceed \$480,000.00
2	G4S	Implementation & Integration of TOS	RFP-013-004	IT	5 years	2014 to 2019	2019	2019	TO2 - \$4.4Million
3	A1 - Guam WEBZ	Web Development, Hosting, Support and Maintenance Svcs	RFP-014-006	IT	3 yrs w/ options NTE 5yr	04/03/2015 to 04/02/2018	4/2/2020	4/2/2018	Fees based on rates
4	Alan Searle	Classification Position Maintenance	RFP-014-001	HR	1 yr w/ option NTE 5 yr	06/01/14 to 05/31/15	5/31/2019	5/31/2018	\$73,000.00
5	AM Insurance	Insurance Coverages	GSA/PAG-020-17	Finance	5 years	10/01/2017 to 09/30/2022	9/30/2022	9/30/2018	Premium based
6	AM Insurance	Workers Compensation Coverages	GSA-001-15	Finance	1 year - 2017 to 2018	8/1/2017 to 7/31/2018	7/31/2018	7/31/2018	\$50,000.00
7	Matson	Matson-Technical Support Services	RFP-016-003	EQMR	Extended to 4/3/2018	11/4/16 to 11/3/17	4/3/2018	11/3/2017	490,000.00
8	Bank of Guam	Banking Services	RFP-014-004	Finance	5 years	6/1/14 to 5/31/19	5/31/2019	5/31/2019	Fees based on rates
10	A/E New Port Admin Bldg	A/E Design and Consulting Services for New Port Admin Bldg.	RFP-017-001	Engineering	Recommended by Legal Counsel to Cancel				CANCELLED due to unavailability of funds
11	IRIS, LTD	Risk Management Consultant	RFP-014-005	Finance	Extended to 12/31/17	11/12/14 to 11/11/17	12/31/2017	11/11/2017	Expired
12	OMEGA Safety	OSHA Training & Certification Services for Maritime Terminal Operations	RFP-017-003	Human Resources	1 yr w/options NTE 5 years				currently in Cost Negotiations
13	Pacific Human Resources, Inc.	Drug Free Workplace Program	RFP-015-002	Human Resources	3 yr. w/ 2 options NTE 5 years	03/19/15 to 03/18/2018	3/18/2020	3/18/2018	Fees based on rates
14	Phillips & Bordallo	Legal Services	RFP-015-004	Corporate	1 yr w/options NTE 4 years	06/17/15 to 06/16/2016	6/16/2019	6/16/2018	Fees based on rates
15	TakeCare dba: FHP	Medical Examination Services	RFP-017-002	Human Resources	3 yr. w/ 2 options NTE 5 years	9/21/17 to 9/20/20	9/20/2022	9/20/2020	Fees based on rates
16	Pro Marine Technology	Underwater Assessment & Inspection Services	RFP-015-001	HarborMstr	2 yrs w/ 3 options NTE 5yr	07/17/15 to 07/16/2017	7/16/2020	7/17/2018	Task Order Based
17	Tristar Terminals, Inc.	M & O of F-1 Fuel Pier Facility	RFP-013-003	Engineering	5 years	04/01/14 to 03/31/19	3/31/2019	3/31/2019	Fees based on rates
18	Unitek Environmental-Guam	Environmental Consulting Services-SWPP Compliance	RFP-014-002	Engineering	1 yr w/ option NTE 5 yr	07/01/14 to 06/30/15	6/30/2019	7/1/2018	Task Order Based
19	Deloitte & Touche, LLP	Annual Independent Audit Services	RFP-015-005	Fiscal	FY15, FY16, FY17	FY15, FY16 and FY17	Completion of FY17	FY17	\$45,000.00
20	Parsons Brinckerhoff	OAE - Owner Agent Engineer	RFP-015-003	Planning	1 yr w/ 4 options NTE 5 yrs	9/9/15 to 9/8/16	9/8/2020	9/8/2018	\$1.38mil

**Port Authority of Guam
Capital Improvement Projects
Engineering Division
Summary Status**

As of January 18, 2018

Fact Sheet No. 67

Project:	Marine SLE Project, Wharf Repairs
Project No.:	IFB No. PAG-CIP-014-005
Project Amount:	\$4,541,635.00
Funding Source:	Port Authority
Contractor:	BME & Sons, Inc.
Construction Manager:	EMPSCO & Port Engineering/CIP Division
Notice to Proceed:	January 5, 2015
Project Completion:	May 17, 2016
Work Status:	Project completed. Contractor disputing Change Order No. 6. Pending status on Contractor and PAG Management.

Project:	Design and Construct Canopies for EQMR Fleet, Drum Lot and Top Loader Area
Project No.:	IFB No. PAG-CIP-016-001
Project Amount:	\$198,000.00
Approved Change Order	\$2,598.83
New Contract Amount	\$200,598.83
Funding Source	Port Authority - FMF
Contractor:	Canton Construction Corporation
Construction Manager:	PAG Engineering & EQMR Manager
Notice to Proceed:	June 15, 2016
Project Completion:	February 10, 2017
Work Status:	100 % Completed -Pending new Punch list item as per G.M. site inspection 10/20/17. Canopy "C" under warranty repair. Contractor remove damage conpy fabric for repair on Dec.2, 2017. As of 1/09/18 Canton Const. will take 2 weeks to repair the canopy fabric.

Project:	Container Yard Asphalt , Concrete Pavement and Fire Hydrant Valve Repairs
Project No.:	IFB No. PAG-CIP-017-002
Project Amount:	\$2,770,379.98
Funding Source:	Port Authority - FMF
Contractor:	Korando Corporation
Construction Manager:	PAG Engineering
Notice to Proceed:	To Be Determine
Project Completion:	To Be Determine
Work Status:	IAN Corp. Lowest responsive Bidder. PAG Management , Procurement and Engineering needs to meet to determine if Project will be awarded to IAN or to next lowest bidder. PAG Management rejected IAN Const. PAG intend to award the project Korando Const. Procurement finalizing intend to award.

Project:	A/E Design Consultant Services
Project No.:	RFP No. PAG-016-002
Project Amount:	IDIQ Contract
Funding Source:	Port Authority
A/E Consultant:	N.C. Macario & Associates
Construction Manager:	N.C. Macario & Associates
Notice to Proceed:	Sept. 30, 2016
Project Completion:	Sept. 29, 2018 w/ 1 year option to extend from PAG
Work Status:	PAG currently working Task Order No. 3 for C.M. Management for Cont. Yard Concrete/Asphalt Pavement and Fire Hydrant Repair
Project:	Design Built for the Renovation of PAG Engineering, Safety and Stevedoring Offices
Project No.:	IFB No. PAG-CIP-017-001
Project Amount:	\$349,000.00
Approved C.O. No.1	\$76,1295.84
Approved C.O. No. 2	\$23,720.49
New Contract Amount	\$449,016.33
Funding Source:	Port Authority
Contractor:	Pro Pacific Builders Corporation
Construction Manager:	PAG Engineering/CIP Division
Notice to Proceed:	July 11, 2017
Project Completion:	11-Jan-18
Work Status:	Contractor accomplishment is 76.65% as of October. PCO No. 1 approved by PAG Management. As of November 30, 2017. contractor accomplishment is 90.67%. PAG management approved proposed change order no.2 for replacements of all windows of the above project. As of 01/17/18 contractor accomplishment is in 97.97%. awaits Eta of windows as part of change order 2.
Project:	Container Yard Trench Drain Repair
Project No.:	TBD
Project Amount:	TBD
Funding Source:	TBD
Contractor:	TBD
Construction Manager:	PAG Engineering/CIP Division
Notice to Proceed:	TBD
Project Completion:	TBD
Work Status:	Preparing bid documents for advertisement.

Project:	A/E Design Consulting Services for New Port Administration Complex
Project No.:	RFP PAG-CIP-017-001
Project Amount:	\$375,000.00
Funding Source:	Port Authority
Designer:	TBD
Construction Manager:	TBD
Notice to Proceed:	TBD
Project Completion:	TBD
Work Status:	Pending designation of Evaluation Committee for A/E selection.

Project:	Removal, Supply and Installation of 3 each Manual Roll-up Door at WH1 Crane Mechanic Area
Project No.:	IFB No. PAG-CIP-017-003
Project Amount:	\$111,900.00
Funding Source:	Port Authority & Federal Grant (PSGP)
Contractor:	BBR Micronesia Corporation
Construction Manager:	PAG Engineering/CIP Division
Notice to Proceed:	November 6, 2017
Project Completion:	6-Apr-18
Work Status:	Contractor BBR Micro. Started Mobilization and Demolition is on-going. As of November 30, 2017 43.8%. Contractor awaits ETA of Roll up door for installation. Contractor submitted a propose change order no. 1 for approval by the Pag management. Awaits ETA of Roll up Doors on 02/22/18.

Project:	Supply and Install 13 Ea. 480 Watts LED Flood Light Fixtures
Project No.:	Request for Quotation
Project Amount:	\$35,879.00
Funding Source:	PAG and Port Security Grant Program (Federal)
Contractor:	A.B. MER Construction Corp.
Construction Manager:	PAG Engineering/CIP Division
Notice to Proceed:	TBD
Project Completion:	90 calendar days
Work Status:	Awaits Final Submission of Quotations. Procurement reviewing submitted quotation for approval. Awaits issuance of Purchase Order from Procurement.

Project:	Design Build to Supply and Install New 8,000 Gals. Double Wall Fuel Tank with Fuel dispenser and Complete Appurtenances
Project No.:	TBD
Project Amount:	TBD
Funding Source:	PAG FMF
Contractor:	TBD
Construction Manager:	PAG Engineering/CIP Division
Notice to Proceed:	TBD
Project Completion:	TBD
Work Status:	SOW submitted to Procurement for Invitation to Bid. As of 01/17/18 Invitation for Bid was published 01/16/18 and Pre-Bid conference is schedule on 01/19/18. Bid opening is schedule on 01/31/18.

Project:	Harbor of Refuge Pump Station and Installation of Waste Water Injector Pump
Project No.:	TBD
Project Amount:	TBD
Funding Source:	Dept. of Agriculture Fish and Wild Life Boating Grant
Contractor:	TBD
Construction Manager:	PAG Engineering/CIP Division
Notice to Proceed:	TBD
Project Completion:	TBD
Work Status:	Awaits Approval from Attorney General and Governor

Project:	Harbor of Refuge Installation of Mooring Blocks
Project No.:	TBD
Project Amount:	TBD
Funding Source:	Dept. of Agriculture Fish and Wild Life Boating Grant
Contractor:	TBD
Construction Manager:	PAG Engineering/CIP Division
Notice to Proceed:	TBD
Project Completion:	TBD
Work Status:	Awaits Approval from Attorney General and Governor

Project:	Demolition of Dock "B" in AGAT Marina
Project No.:	TBD
Project Amount:	TBD
Funding Source:	Dept. of Agriculture Fish and Wild Life
Contractor:	TBD
Construction Manager:	PAG Engineering/CIP Division
Notice to Proceed:	TBD
Project Completion:	TBD
Work Status:	Awaits Approval from Attorney General and Governor

FY-18 WORK INJURY REPORT

(01/01/18 to 12/31/18)

<u>Divisions</u>	<u>*Lost-time</u>	<u>**Recordable</u>	<u>*** Refused Treatment</u>
Stevedoring	0	0	0
Transportation	0	0	0
Terminal	0	0	0
EQMR	0	0	0
Others	<u>0</u>	<u>0</u>	<u>0</u>
Total	0	0	0

Work Injury Summary for this reporting period: 1/23/2018

Total Injuries for FY-18 to date: 0–Injuries

0-- Lost-time

0 – Recordable

0 – Refused Medical Attention

Last disabling work injury was on: NONE

Number of days since last disabling work injury: NONE

Note: PAG best record was 222 days or 7 months w/o a disabling work injury

***Lost-time** = If an employee was injured on the job and medical doctor sent him/her home, his/her injury is considered a lost-time.

****Recordable** = If an employee was injured on the job and medical doctor treated him/her and released him/her back to work on the same day (Recordable because of medical charges).

*****Refused Medical Attention:** Filed WC Forms 201 & 202 for record purposes only.



PORT OF GUAM
ATURIDATI PUETTON GUAHAN
Jose D. Leon Guerrero Commercial Port
1026 Cabras Highway, Suite 201, Piti, Guam 96925
Telephone: 671-477-5931/35 Facsimile: 671-477-2689/4445
Website: www.portguam.com



Eddie Baza Calvo
Governor of Guam
Ray Tenorio
Lieutenant Governor

January 22, 2018

MEMORANDUM

TO: Board of Directors
FROM: General Manager
SUBJECT: Conversion of Positions – IT division

The division of Information Technology currently has one (1) Help Desk Technician and one (1) Support Analyst that is currently vacant and budgeted for fiscal year 2018. In a recent assessment of the divisional demands and in consideration of the specific work need, has determined it necessary to convert the two vacant positions mentioned to two (2) Computer Operator Specialist positions. This position conversion is highly recommended by the Port's Owner/Agent Consultant, WSP, as such positions are needed in conjunction with the updated Master Plan as well as provide the necessary support and resources for the terminal operating system, gate operating system, wireless network, JD Edwards financial system and hardware support of the secure access control and CCTV of the Port Police systems to include cyber security. The Computer Operator Specialists will help to strengthen, manage, protect, mitigate, monitor and harden the Port's comprehensive and complex digital systems as well as the AS400 and windows application capabilities.

Based on this, Board approval is being requested to convert the positions of one (1) Help Desk Technician and one (1) Support Analyst to two (2) Computer Operator Specialist positions.

I am available for any questions you may have.


JOANNE M.S. BROWN



PORT OF GUAM
 ATURIDATI PUETTON GUAHAN
Jose D. Leon Guerrero Commercial Port
 1026 Cabras Highway, Suite 201, Piti, Guam 96925
 Telephone: 671-477-5931/35 Facsimile: 671-477-2689/4445
 Website: www.portguam.com



Eddie Baza Calvo
 Governor of Guam
 Ray Tenorio
 Lieutenant Governor

January 18, 2018

MEMORANDUM

TO: Board of Directors
 FROM: General Manager
 SUBJECT: Legal Professional Services

In review of the legal billing for the month of December 2017, revealed that such billing has exceeded its budget ceiling. In accordance with the Professional Services Agreement for legal representation, Section III Compensation, the consultant's monthly billings shall not exceed the sum of \$70,000.00 per month without prior written approval or subsequent ratification by the Port Board of Directors.

The following is provided:

Invoice	Amount	Variance
December 2017	\$79,006.25	\$9,006.25

Port legal representation is provided for cases before the Civil Service Commission, Superior Court, and Supreme Court of Guam.

At this time, management requests for Board ratification of the December 2017 legal invoice to process payment accordingly.

I am available should you have any questions.


 JOANNE M.S. BROWN



PORT OF GUAM
ATURIDATI P UETTON GUAHAN
Jose D. Leon Guerrero Commercial Port
1026 Cabras Highway, Suite 201, Piti, Guam 96925
Telephone: 671-477-5931/35 Facsimile: 671-477-2689/4445
Website: www.portguam.com



Eddie Baza Calvo
Governor of Guam
Ray Tenorio
Lieutenant Governor

January 22, 2018

MEMORANDUM

TO: Board of Directors

FROM: General Manager

SUBJECT: Budget Transfer Request – Concrete Asphalt Pavement Project

On October 24, 2017, management has reviewed the lowest bid for IFB-PAG-CIP-017-002 Concrete Asphalt Pavement/Fire Hydrant Repairs and found the bid submission to be non-responsive in providing the required materials for this project. As part of the procurement process, the Port Authority is to then engage the next lowest bidder. In doing so, the next lowest bidder proposed an amount for this project at \$2,770,379.98 which far exceeds the Port's budget cost estimate of \$2,115,904.00; leaving a shortfall of \$654,475.98.

In coordination with the Finance division, a budget transfer in the amount of \$931,514.00 is being requested from the Facilities Maintenance Fund for the Installation of Additional Reefer Outlets account to the Concrete Asphalt Pavement project. The transfer amount includes a 10% contingency to address any unforeseen situations.

I am available should you have any questions.


JOANNE M.S. BROWN



PORT OF GUAM
 ATURIDATI / PUETTON GUAHAN
Jose D. Leon Guerrero Commercial Port
 1026 Cabras Highway, Suite 201, Piti, Guam 96925
 Telephone: 671-477-5931/35 Facsimile: 671-477-2689/4445
 Website: www.portguam.com



Eddie Baza Calvo
 Governor of Guam
 Ray Tenorio
 Lieutenant Governor

January 22, 2018

MEMORANDUM

TO: Board of Directors
 FROM: General Manager
 SUBJECT: FY17 PSGP Grant Program Projects

The Board of Directors back in August 17, 2017 approved the Port's FY2018 Budget. In particular, the item to be addressed before the Board is under the capital improvement projects section of the budget categorized under Planned Federal Projects indicated as *unfunded*. The projects are as follows:

Planned Federal Projects (Not Funded)		
Project Description	Federal Share	Port Share
Refurbishment & Handling of Load Center Buildings Housing Prime Power Generators	\$384,469.00	\$128,156.00
Maintenance and Sustainment Contact for Prime Power Generators	\$179,550.00	\$59,850.00
Multi-Agency FEMA Approved National Association of State Boating Law Administrators (NASBLA) Tactical Operations Course	\$56,250.00	\$18,750.00
Total:	\$620,269.00	\$206,756.00

Management would like to bring to the Board's attention that the U.S. Department of Homeland Security / FEMA have since awarded the Port Authority of Guam the amount of \$620,269.00 from the FY2017 Port Security Grant Program. Conditional to this award, the Port is required a cost share of \$206,756.00; which would bring a total of \$827,025.00 to perform the aforementioned projects. The period of performance begins October 2017 thru August 2020.

At this time, management request Board approval in the total amount of \$827,025.00 (Federal Share: \$620,269.00 / Port Share: \$206,756.00) to fund the projects listed above.

I am available should you have any questions.


 JOANNE M.S. BROWN



PORT OF GUAM
ATURIDATI PUETTON GUAHAN
Jose D. Leon Guerrero Commercial Port
1026 Cabras Highway, Suite 201, Piti, Guam 96925
Telephone: 671-477-5931/35 Facsimile: 671-477-2689/4445
Website: www.portguam.com



Eddie Baza Calvo
Governor of Guam
Ray Tenorio
Lieutenant Governor

January 24, 2018

MEMORANDUM

TO: Board of Directors

FROM: General Manager

SUBJECT: Travel Authorization Request
: One Marianas Summit Guam & CNMI

As part of the Regional Partnership Marianas initiative and through collaborative efforts of the various Government of Guam entities, the Port Authority of Guam has been extended an invite to attend the One Marianas Summit to be held in Saipan. The intent is to forge new relationships as well as continue further discussions on cooperation focusing on the areas of security, economic, health, tourism and labor between governments. Taking part in this Summit includes representative of the Governor's office, Guam Economic Development Authority, Guam Visitors Bureau, Department of Labor, Guam Homeland Security/Office of Civil Defense, Public Health, Guam Police Department, and Guam Fire Department.

In line with this, Board approval is being requested for the Port Authority to take part in the One Marianas Summit as follows:

Purpose: One Marianas Summit Guam & CNMI
Travel Date: January 31 – February 3, 2018
Place: Saipan
Participant: Joanne Brown, General Manager
Christopher Roberto, Assistant Port Police Chief
Travel Cost: Airfare: \$ 644.98
Per Diem: \$2,142.00
\$2,786.98

I am available for any questions you may have.


JOANNE M.S. BROWN



EDDIE BAZA CALVO
Governor

RAY TENORIO
Lieutenant Governor

Office of the Governor Of Guam.

January 19, 2018

Francisco G. Santos
Board Chair
Port Authority of Guam
1026 Cabras Highway, Suite 201
Piti, GU 96915

Hafa adai Mr. Santos:

In support of the Memorandum of Understanding that focuses on cooperation between Guam and the Commonwealth of the Northern Mariana Islands (CNMI) in the areas of security, economy, health, tourism, and labor, Governor Eddie Baza Calvo has tasked the following agencies to attend the inaugural Marianas Working Group Business Meeting scheduled for February 1 – 3, 2018, in Saipan:

Port Authority of Guam
Guam Economic Development Authority
Guam Visitors Bureau
Guam Homeland Security
Department of Labor

The upcoming meeting is in response to the January 16, 2018 One Marianas Summit, which provided a venue for leaders and personnel from both Guam and the CNMI to discuss issues of mutual concern for the Mariana Islands. Governor Calvo will be in attendance at the Working Group meetings, and Cabinet members' participation is paramount to the success of this partnership.

If you have any questions, please feel free to contact me at 472-8931 or via email at mark.calvo@guam.gov.

Senseramente,

MARK G. CALVO
Chief of Staff

Office of the Governor of Guam • P.O. Box 2950 • Hagåtña, Guam 96910
Tel: (671) 472-8931 • Fax: (671) 477-4826 • governor.guam.gov • calendar.guam.gov



Eddie Baza Calvo



@eddiebazacalvo



@governorcalvo



governorofguam



SENATOR WILLIAM M. CASTRO

I Mina'trentai Kuãtro na Liheslaturan Guãhan

34TH GUAM LEGISLATURE

777 Route 4, MVP Center Unit 208, Sinajana GU, 96910

Office: 671-969-1225/6 | wilcastro.com

January 24, 2018

via email

jbrown@portguam.com

MS. JOANNE M.S. BROWN

General Manager

Port Authority of Guam

1026 Cabras Highway, Suite 201

Piti, Guam 96915

(671) 477-5931/ 472-PORT

Re: An Invitation for Mr. Chris Roberto to present at the Inaugural Business Meeting of the Marianas Working Group

Hafa Adai Ms. Brown. Si Yu'os Ma'ase for meeting with senior officials from Guam and the CNMI at the One Marianas Summit last week to discuss issues of mutual concern and benefit between the two jurisdictions.

This letter is to request for Mr. Chris Roberto's participation at the Inaugural Business Meeting of the Marianas Working Group to be held on Saipan, CNMI from Wednesday, January 31 through Saturday, February 02, 2018.

Mr. Roberto was instrumental in having the concept of a Marianas Maritime Regional Training Fusion Center discussed and adopted as part of the agenda for the Marianas Working Group (policy working group #3). It would be appropriate for him to share additional concepts, answer questions and participate in discussions on how best to proceed. Further, his subject matter expertise in law enforcement and military affairs may bring additional value to discussions relative to border patrol and security, intelligence sharing, community-based policing and interagency coordination as part of a greater inter-island homeland security endeavor.

Thank you and the Port Authority Family for being progressive, cooperative and on the *avante garde* of issues facing our sea ports.

Senseramente,

WILLIAM MENDIOLA CASTRO



PORT OF GUAM
ATURIDATI PUETTON GUAHAN
Jose D. Leon Guerrero Commercial Port
1026 Cabras Highway, Suite 201, Piti, Guam 96925
Telephone: 671-477-5931/35 Facsimile: 671-477-2689/4445
Website: www.portguam.com



Eddie Baza Calvo
Governor of Guam
Ray Tenorio
Lieutenant Governor

January 19, 2018

MEMORANDUM

TO: Board of Directors
FROM: General Manager
SUBJECT: Travel Authorization Request
: PAG Revenue Bond Session

As you recall, Public Law 34-70 was enacted back in December 5, 2017 which governs the Port Authority of Guam relative to revenue bonds and other indebtedness. The Port's bond initiative was made possible through the Guam Economic Development Authority as the Central Financial Manager and Consultant for government of Guam agencies. The bond issuance is for the purpose of financing improvements and/or working capital of the Port Authority and other related facilities and operations and the refinancing of existing loans of the Port. Related facilities include, but not limited to local match for the TIGER grant program funding for the rehabilitation of H Wharf and access road; replacement of the Port Administration Building; replacement and relocation of domestic waterline(s); repair and expansion of Equipment Maintenance & Repair Building; repair of Warehouse I; and repair of Golf Pier. The bond shall have a principal amount not to exceed \$72.6M. The next step for the Port bond program is to hold a series of work sessions with GEDA and its consultants for the period of February through April 2018. This is necessary in order to formulate a lucrative bond package for investor presentation.

In light of this, Board action for this purpose is two-fold: 1) approve the budget transfer of \$75,000.00 from the Utilities account to travel account specific for the bond work sessions; and 2) authorize travel for the following port participants for the February 6-9, 2018 bond work session to include travel to fund up to seven (7) port representatives for the months of March and April which is estimated at \$28,000.00 per month.

Purpose: PAG Revenue Bond Session
Travel Date: February 6-9, 2018
Place: San Francisco, California
Participant: Joanne Brown, General Manager
Alfred Duenas, DGMA
Joann Conway, Acting Financial Affairs Controller
Donna Lizama-Acosta, Planner IV
JoyJean Arceo, Program Coordinator IV
Travel Cost: Airfare: \$10,000.00
Per Diem: \$ 9,625.00
\$19,625.00

I am available for any questions you may have.


JOANNE M.S. BROWN



PORT OF GUAM

ATURIDATI PUETTON GUAHAN

Jose D. Leon Guerrero Commercial Port

1026 Cabras Highway, Suite 201, Piti, Guam 96925

Telephone: 671-477-5931/35 Facsimile: 671-477-2689/4445

Website: www.portguam.com



Eddie Baza Calvo
Governor of Guam

Ray Tenorio
Lieutenant Governor

January 18, 2018

MEMORANDUM

TO: Board of Directors

FROM: General Manager

SUBJECT: Travel Authorization Request:
: ATOSSCOM Executive Meeting

As you may be aware, the Port Authority of Guam serves as secretary to the Association of Terminal Operators, Stevedoring and Shipping Companies of Micronesia (ATOSSCOM). The association will be holding its Executive Committee Meeting on March 12-17, 2018 in Pasay, Philippines.

It is therefore being requested that authorization be granted for the following port participant or as otherwise directed by the General Manager.

Purpose: ATOSSCOM Executive Meeting
Travel Date: March 12-17, 2018
Destination: Pasay, Philippines
Participants: John Santos, Operations Manager
Travel Cost: Airfare: \$ 646.28
Per Diem: \$1,844.00
\$2,490.28

I am available should you have any questions.


JOANNE M.S. BROWN



PORT OF GUAM

ATURIDATI P UETTON GUAHAN

Jose D. Leon Guerrero Commercial Port

1026 Cabras Highway, Suite 201, Piti, Guam 96925

Telephone: 671-477-5931/35 Facsimile: 671-477-2689/4445

Website: www.portguam.com



Eddie Baza Calvo
Governor of Guam

Ray Tenorio
Lieutenant Governor

January 19, 2018

MEMORANDUM

TO: Board of Directors

FROM: General Manager

SUBJECT: **Travel Authorization Request
: E0103 Planning: Emergency Operations**

The FEMA Emergency Management Institute (EMI) will be holding an E0103 Planning: Emergency Operations training to be held in Emmitsburg, Maryland on March 22-23, 2018. Purpose of this training is to provide the basic concepts and planning steps to those new to the field of emergency management to allow the participants to apply planning discipline and skills.

Travel expenses will be through the Port Security Grant Program. ***No Port funds will be used for this training opportunity.*** In light of the above, Board approval is therefore being requested to authorize travel participation of the following or as otherwise designated by the General Manager.

1. Joe Leon Guerrero, Planner Work Coordinator
2. Janice Flores, Vessel Planner
3. Ninia Lumanog, Clerk III

I am available should you have any questions.


JOANNE M.S. BROWN



PORT OF GUAM

ATURIDATI P UETTON GUAHAN

Jose D. Leon Guerrero Commercial Port

1026 Cabras Highway, Suite 201, Piti, Guam 96925

Telephone: 671-477-5931/35 Facsimile: 671-477-2689/4445

Website: www.portguam.com



Eddie Baza Calvo
Governor of Guam

Ray Tenorio
Lieutenant Governor

January 19, 2018

MEMORANDUM

TO: Board of Directors

FROM: General Manager

SUBJECT: **Travel Authorization Request**
: New Mexico Tech

Throughout the calendar year New Mexico Tech offers various training that is federally funded which are recognized by the office of Homeland Security. Request is being made to authorize travel for port participants as presented or as otherwise designated by the General Manager.

March 19-23, 2018

Incident Response to Terrorist Bombing, New Mexico Tech, Socorro, New Mexico

1. Felix Pangelinan, DGMO
2. Margret Duenas, ASO
3. Christopher Roberto, Assistant Port Police Chief
4. James Sandlin, Port Police II

April 9-13, 2018

Prevention of and Response to Suicide Bombing Incidents, New Mexico Tech, Socorro, New Mexico

1. Felix Pangelinan, DGMO
2. Margret Duenas, ASO
3. Christopher Roberto, Assistant Port Police Chief
4. James Sandlin, Port Police II

I am available should you have any questions.


JOANNE M.S. BROWN



PORT OF GUAM

ATURIDAT I PUETTON GUAHAN

Jose D. Leon Guerrero Commercial Port

1026 Cabras Highway, Suite 201, Piti, Guam 96925

Telephone: 671-477-5931/35 Facsimile: 671-477-2689/4445

Website: www.portguam.com



Eddie Baza Calvo
Governor of Guam

Ray Tenorio
Lieutenant Governor

January 19, 2018

MEMORANDUM

TO: Board of Directors

FROM: General Manager

SUBJECT: Travel Authorization Request
: National Hurricane Conference

The USDHS/FEMA will be holding a National Hurricane Conference on March 26-29, 2018, Orlando, Florida. The primary goal of the National Hurricane Conference is to improve hurricane preparedness, response, recovery and mitigation in order to save lives and property in the United States and the tropical islands of the Caribbean and Pacific. In addition, the conference serves as a national forum for federal, state and local officials to exchange ideas and recommend new policies to improve Emergency Management.

Attending the conference will serve beneficial for port participation that will allow for the opportunity to engage in discussions with various government officials on the preparedness and mitigation of natural disasters. Furthermore, under the Guam Emergency Response Plan spearheaded by the Office of Civil Defense, the Port Authority is part of the Business Sector Disaster Damage Assessment Committee for the territory with regard to assessing infrastructure in designated locations. The port personnel identified to attend the conference are as follows or as otherwise designated by the General Manager.

Purpose: National Hurricane Conference
Travel Date: March 26-29, 2018
Place: Orlando, Florida
Participant: Felix R. Pangelinan, DGM Operations
Alex Aflague, Building Maintenance Superintendent
Betty Ann Wusstig-Perez, Administrative Assistant
Travel Cost: ***100% federally fund under the PSGP***

I am available should you have any questions.


JOANNE M.S. BROWN