



**PORT OF GUAM**

*ATURIDATI PUETTON GUAHAN*

**Jose D. Leon Guerrero Commercial Port**

1026 Cabras Highway, Suite 201, Piti, Guam 96925

Telephone: 671-477-5931/35 Facsimile: 671-477-2689/4445

Website: [www.portguam.com](http://www.portguam.com)



Eddie Baza Calvo  
Governor of Guam

Ray Tenorio  
Lieutenant Governor

**REGULAR MEETING OF THE BOARD OF DIRECTORS**

Jose D. Leon Guerrero Commercial Port

Wednesday, July 25, 2018

11:45 a.m.

**A G E N D A**

- I. CALL TO ORDER
- II. APPROVAL OF MINUTES
  1. May 30, 2018 – Regular Board Meeting
  2. July 10, 2018 – Special Board Meeting
- III. PUBLIC COMMENTS:
  - a. Public Comments
  - b. Employee Comments
  - c. PAGGMA Association
- IV. GENERAL MANAGER'S REPORT
- V. OLD BUSINESS
  1. Formulation of Board Committee
- VI. NEW BUSINESS
  1. Ratification of WSP Task Order No. 6
  2. Legal Professional Services
  3. Procurement Continuing Contracts
  4. Procurement Positions
  5. Termination of Acting Appointment/Salary Adjustment – General Accounting Supervisors
  6. Open Space/Telecommunication Lease
  7. OEA Grant Award
  8. Budget Transfer Request: CY Improvement Trench Drain Repairs/Upgrade
  9. IFB-PAG-CIP-018-004 LED Lighting and Aluminum Poles
  10. MagPRO Awards – Governor's Employees Recognition Program
  11. USA Today Advertisement
  12. Administrative Assistance to GMH
  13. Performance Evaluation Deputy General Manager of Operations

Regular Meeting of the Board of Directors  
Jose D. Leon Guerrero Commercial Port  
Wednesday, July 25, 2018  
11:45 a.m.  
Agenda

VI. NEW BUSINESS (cont.)

14. Travel Authorization Request:

- a. ATOSSCOM 45<sup>th</sup> Annual Conference, August 1-2, 2018, Saipan
- b. 107<sup>th</sup> AAPA Annual Conference, October 7-10, 2018, Valparaiso, Chile
- c. EMI E0705: Fundamentals of Grants Management, August 13-16, 2018, Emmitsburg, Maryland
- d. EMI E0101: Fundamentals of Emergency Management, September 10-21, 2018, Emmitsburg, Maryland
- e. Incident Response to Terrorist Bombing, New Mexico Tech, September 25-28, 2018, Socorro, New Mexico
- f. Prevention of and Response to Suicide Bombing Incidents, New Mexico Tech, September 25-28, 2018, Socorro, New Mexico

VII. EXECUTIVE SESSION

1. Jose B. Guevara, III

VIII. ADJOURNMENT



**PORT OF GUAM**

ATURIDATI PUETTON GUAHAN

Jose D. Leon Guerrero Commercial Port

1026 Cabras Highway, Suite 201, Piti, Guam 96925

Telephone: 671-477-5931/35 Facsimile: 671-477-2689/4445

Website: [www.portguam.com](http://www.portguam.com)



Eddie Baza Calvo  
Governor of Guam

Ray Tenorio  
Lieutenant Governor

**MINUTES OF THE  
REGULAR MEETING OF THE BOARD OF DIRECTORS  
Wednesday, May 30, 2018**

**I. CALL TO ORDER**

There being a quorum, the regular meeting of the Board of Directors was called to order at 11:50 a.m., Wednesday, May 30, 2018. Present at the meeting were:

Francisco G. Santos, Chairman  
Oscar A. Calvo, Vice Chairman  
Melanie R. Mendiola, Board Secretary  
Maria D.R. Taitano, Member  
Joanne M.S. Brown, General Manager  
Felix R. Pangelinan, Deputy General Manager, Operations  
Atty. Darleen Hiton, Co-Counsel

Absent were Mr. Nathan T. Taimanglo, Board Member and Mr. Alfred F. Duenas, Deputy General Manager of Admin/Finance. Also present was Senator Frank Aguon office-TJ Quichocho; AM Insurance-Juan Muna; Latte Stone Holdings-Janalyn Rosario; KUAM-Nestor Licanto and Port Management staff.

**II. APPROVAL OF MINUTES**

a. **April 19, 2018 – Regular Board Meeting:** Director Taitano made motion to approve the minutes of April 19, 2018 subject to correction. The motion was seconded by Director Mendiola and was unanimously passed.

**III. PUBLIC COMMENTS**

a. **Public Comments:** At this time and without objections, the members recognized the presence of Ms. Janalyn Rosario, Chief Operations Officer of Latte Stone Holdings Inc. Ms. Rosario thanked the members and mentioned that Latte Stone recently acquired World Cement (Guam) Inc., which owns ninety percent membership interest of Cementon Micronesia. She stated that the purpose of her presence is to request an amendment to Cementon's Lease to allow Latte Stone's bank authorization to place a lien on the lease agreement; however, understands that Cementon's lease prohibits any lien's to be made on such property. The General Manager said the Port had just received the letter of request from Latte Stone dated May 23, 2018 which will require Port review with its counsel. She pointed out that any agreement on the lease requires Port concurrence and what action done by the Lessee does not necessarily determine the action of the Port as the Landowner. The General Manager commented that there are

outstanding issues with the Lessee where monies are owed to the Port that needs to be resolved. Once management has the opportunity to review Latte Stones' request, a response will be made.

b. **Employee Comments:** None.

c. **PAGGMA Association:** PAGGMA President Raymond Santos welcomed the Board to the Liberation Parade luncheon on July 21, 2018 at the Port's Tent in Hagatna Marina. The association will assist the Port in the construction of the float. He also requested for Board support to refurbish Port Beach for the port employees to enjoy. The Chairman supported the idea and advised PAGGMA to work with management in upgrading the Port Beach facility.

#### IV. GENERAL MANAGER'S REPORT

1. **Port Bond Rating Meetings:** During the period of May 22-24, 2018, preparation meetings were held at the Citi Offices in San Francisco, California to review the Port Authority's credit presentations as well as continued reviews, finalization, and presentations were made.

2. **Public Utilities Commission of Port's Revenue Bonds:** PUC held its meeting on April 26, 2018 and had approved the Port's petition for the Port to pursue long term debt and determined that the issuance of the 2018 bonds were just and reasonable.

3. **Guam Economic Development Public Hearing on Port Bond:** GEDA held a public hearing on the Port's Bond Petition on May 2, 2018. The hearing was required under Section 147(f) of the International Revenue Code of 1986, as amended, to allow all interested parties to hear and consider information concerning the Port's Bond Petition and the Port's proposed plan of financing with respect to revenue bonds in the principal amount not to exceed \$72,600,000.

4. **Meeting and Tour of Port with MARAD Officials:** On May 3, 2018, MARAD officials visited the Port Authority, namely Associate Administrator Ports & Waterways Lauren Brand; Office of the Secretary Representative Robert Mariner and Grant Management Supervisor David Bohnet. The focus of the meeting was to receive an update on the Port's plan to finalize the NEPA application for H-wharf and the final approval signatures for the Cooperative Agreement to address the repairs on the extended yard and the procurement of four additional top lifters that were to be funded with the remaining Port Enterprise Funds of \$2.6M and a federal obligation increase to \$2.8M to include the Port's bond program initiative.

5. **Notice to Proceed for MARAD Cooperative Agreement:** The Port Authority of Guam received formal notification on May 25, 2018 from MARAD that the Cooperative Agreement to commence the needed repairs for the expanded yard and funding for the procurement of four top lifters has been fully executed. The Port has now been provided with a Notice to Proceed with the respective projects.

6. **Meeting with Office of Economic Adjustment:** On April 26, 2018, the Port met with Office of Economic Adjustment Western Regional Director Gary Kuwabara to provide an

update on Port projects. Discussions included the additional OEA grant funding to continue Port initiatives related to the program management, annual tariff verification, PUC reports, CIP Bond Program project support services, facility and equipment maintenance program improvements and the STS crane replacement program. Also discussed was the Port bond program and MARAD's cooperative agreement.

7. **US Coast Guard Sector Guam and Port Authority MOA on the Commercial Port Operations Indoctrination Program:** A memorandum of agreement was signed between the Port and USCG on May 10, 2018 that is to implement procedures for conducting a Commercial Port Operations Program. The purpose of the agreement is to provide Sector Guam the opportunity to enhance its personnel familiarization with the maritime operations at the Port.

8. **MOU between the Port of Guam, Matson Navigation Company and Marianas Steamship Agency and ATOSSCOM:** On May 11, 2018, the Port signed an MOU with Matson, MSA and ATOSSCOM for a Water Transportation Training Program. The scope of the training included in the MOU is to provide on-the-job training in addition to curriculum instruction for vessel operations, equipment maintenance, administration and accounting, and administration-tariff/billing.

9. **Port Visit from 835<sup>th</sup> Transportation Commander:** A port tour took place on May 9, 2018 for Commander of the 835<sup>th</sup> Transportation Battalion, Lt Col Eldred Ramtahal; Sgt Maj Terrell Brisentine and SDDC Pete Lujan. An overview of the port expansion and modernization as well as the acquisition of equipment was provided.

10. **Relay for Life:** On May 25, 2018, the Port participated in the Relay for life event that was held at the GW Field. The Port was designated to take lead and coordinate this year's event with other government agencies. As an agency, the Port was able to raise \$5,698.00 through fundraisers which exceeded the Port's contribution last year of \$3,600.00.

11. **Port Softball Team Undefeated Champions in 2018:** On April 25, 2018, the Port presented certificates to the Ports Softball Team that scored an undefeated victory with nine wins and zero losses for the season. Also part of the Port Team were four members of DOE and two Matson employees.

## V. OLD BUSINESS

1. **Formulation of Board Committee:** Director Mendiola suggested the following committees: Bond/Finance; Workforce Development/Human Resources; Strategic Planning and Port Users Group/Stakeholders. She requested management to provide the point of contacts of port personnel that will assist with these committees. Further discussion on this matter will take place at the next board meeting.

## VI. NEW BUSINESS

1. **Legal Professional Services:** Mr. Felix R. Pangelinan, Deputy General Manager of Operations (DGMO) mentioned that in review of the legal billing for the month of March 2018 revealed that such billing has exceeded the threshold of the contract. In accordance with the Professional Services Agreement for legal representation, Section III Compensation, the consultant's monthly billings shall not exceed the sum of \$70,000.00 per month without prior written approval or subsequent ratification by the Port Board of Directors. March 2018 billing has a variance of \$4,092.43. As such, management requests for Board ratification of the difference in the legal invoice for the month of March 2018. The Vice Chairman made motion to ratify the variance in legal services for the month of March 2018 at \$4,092.43 seconded by Director Mendiola. Motion was unanimously approved.

2. **IT Conversion Positions:** The DGMO mentioned that the Board on January 25, 2018 authorized management to convert the positions of one (1) Help Desk Technician and one (1) Support Analyst to two (2) Computer Operator Specialist positions. After having approved the mid-year budget on April 19, 2018, it was realized that the conversion of such positions was not reflected correctly. Board approval is therefore being requested to correct this oversight. The Vice Chairman made motion to convert the positions of one (1) Help Desk Technician and one (1) Support Analyst to two (2) Computer Operator Specialist positions, seconded by Director Taitano. Motion was unanimously approved.

3. **Finance Division – Organizational Chart:** The DGMO mentioned that the Finance Division is updating its organizational chart to properly reflect the work flow of the division. The Port Finance division is comprised of three sections, namely Revenue Accounting headed by a General Accounting Supervisor; Expense Accounting section headed by a General Accounting Supervisor; and Financial Affairs section headed by a Financial Affairs Controller. The nature of work for position description of the General Accounting Supervisor states: "This is a complex supervisory and professional accounting and fiscal management work". Employees in this class serve as department/agency accounting and fiscal officer responsible for accounting, budget administration, and related fiscal functions; or assist the department/agency fiscal officer in directing the fiscal operations of a large department or agency." The nature of work for position description of a Financial Affairs Controller states: "Administers the financial affairs and administrative programs and operations relative to revenue generation." The proposed organizational chart properly reflects the duties and responsibilities of the respective sections. Board action is being requested to adopt the proposed organizational chart.

Director Taitano asked management to adjust the organizational chart to reflect the appropriate chain-of-command to ensure proper evaluations of positions. At this time, Director Taitano made motion to accept the proposed organizational chart for the Finance division subject to the changes as discussed, seconded by the Vice Chairman. Motion was unanimously approved.

4. **IFB-PAG-CIP-017-002 Concrete/Asphalt Pavement & Fire Hydrant Repairs:** The DGMO said five (5) firms officially submitted their bid offer in response to the Information

for Bid. After the opening of all sealed proposals and determining that all offerors were responsible, the lowest bid received was from Ian Construction Corporation in the amount of \$1,541,535.74, but admitted that an error had been made in their estimation due to a calculation that was based on an incorrect unit of measure. An adjustment offer was made; however, was not allowed under the Guam Procurement Law deeming Ian Construction Corporation as non-responsive. The next lowest responsive and responsible bidder was Korando Corporation, proposing an offer of \$2,770,379.98. As a result, management requests the Board to approve the award to Korando Corporation that has been deemed to have met all the requirements set forth in the Information for Bid and is consistent with the Guam Procurement Regulations.

Director Taitano made motion to approve the contract award to Korando Corporation IFB-PAG-CIP-017-002 Container Yard Improvement Project Concrete/Asphalt Pavement and Fire Hydrant Repairs, seconded by the Vice Chairman. Motion was unanimously approved.

5. **Board Resolution No. 2018-03 Designation of Signatories:** Director Taitano made motion to approve Board Resolution No. 2018-03 relative to the designation of signatories for the Port Authority of Guam, seconded by Director Mendiola. Motion was unanimously approved.

6. **Board Resolution No. 2018-04 Concrete/Asphalt Pavement & Fire Hydrant Repairs:** Director Mendiola made motion to approve Board Resolution No. 2018-04 relative to the approval of Korando Corporation for the container yard improvement project concrete/asphalt pavement and fire hydrant repairs. Motion was seconded by Director Taitano and was unanimously approved.

7. **Board Policy Memorandum No. 2018-02 Facility and Equipment Color Code:** Director Mendiola made motion to approve Board Policy Memorandum No. 2018-02 Facility and Equipment Color Code, seconded by Director Taitano. Motion was unanimously approved. The policy basically establishes a standard for safety colors within the Port terminal, facilities and properties that will alert and inform persons to take precautionary action and other appropriate actions in the presence of a hazard.

8. **Board Policy Memorandum No. 2018-03 Financial Management:** Director Mendiola made motion to approve Board Policy Memorandum No. 2018-03 Financial Management, seconded by the Vice Chairman. Motion was unanimously approved. The policy provides a system that guides the Port on how to conduct its financial management responsibilities in the planning, development, application, acquisition, oversight, execution, and overall administration of all US Department of Homeland Security and Federal Emergency Management Agency grants.

9. **Budget Transfer Request:**

a. **Diving Services:** The DGMO mentioned that the Port acquires diving services to assess and inspect all Port wharfs, piers, dockside that is usually performed after earthquakes, storms, natural disasters, accidents or other related incidences requiring underwater evaluations.

The inspections are conducted on, but not limited to, concrete bulkheads, steel sheet pilings, under decking, concrete beams, and concrete piles. Therefore, Board approval is being requested to authorize the budget transfer of \$15,000.00 from Other Small Projects account to Harbor Master Diving Services account. Director Taitano made motion to authorize the budget transfer of \$15,000.00 from Other Small Projects account to Harbor Master Diving Services account, seconded by the Vice Chairman. Motion was unanimously approved.

b. **GovGuam Liberation Day Parade:** The DGMO mentioned that the government of Guam 74<sup>th</sup> Liberation Festivities is fast approaching. This year's theme is *Strengthening the Spirit of Our Island*. As a participating agency, the Port has established a liberation day committee for purposes of planning and coordinating the construction of a float for the liberation day parade. Request is being made to transfer funds from the Commercial division budget in the amount of \$10,000.00. Director Mendiola made motion to authorize the budget transfer from the Commercial division budget under Appraisal account in the amount of \$10,000.00 to Miscellaneous account. Motion was seconded by Director Taitano and was unanimously approved.

c. **Utility Terrain Vehicle:** The DGMO mentioned that management is looking to acquire utility terrain vehicles (UTV) for the Safety division and Facilities division. Safety division will be utilizing the UTV to transport all materials needed for oil spills from main location to oil spill site. Also, to conduct monitoring and inspection of the oil-water separator located in ten different areas of the port compound. The Facilities division will be utilizing the UTV to cover ground maintenance in all areas of the Port Authority. The acquisition of UTV would serve to be the most economical and feasible form of transportation for said divisions to ensure compliancy and order in a timely manner. Currently, each division has an approved budget of \$15,000.00. The lowest bidder submitted a bid in the amount of \$25,769.00 per UTV. To help defray the cost, Transportation division has a cost savings of \$17,124.00 after having purchased a van and four pick-ups; however, a shortage of \$4,414.00 remains. Board approval is being requested to transfer funds to support the acquisition of the UTVs. Director Mendiola made motion to authorize the budget transfer in the sum of \$17,124.00 from Transportation (Vehicle Replacements & New Vehicle Van) accounts and Port Police Light Plants account at \$5,000.00 to Safety Mule/ATV 4WD account and Facility Diesel Powered Transporter Mule account. Motion was seconded by the Vice Chairman and was unanimously approved.

d. **Video Production:** The DGMO mentioned that the Port, during the past several years, has been very successful in its efforts to modernize the facilities of the Jose D. Leon Guerrero Commercial Port of Guam. Although past, current, and future projects are shared and detailed in all PAG presentations, it is in the best interest of the Port to highlight its accomplishments in video format. This marketing medium will show and document how the Board of Directors, Management, and Port Strong employees have planned, developed, and executed capital and security improvement projects during the last few years that have transformed the Port into a world class facility. The 2-3 minute video will be periodically updated to highlight continuing modernization efforts in the future. Request is being made to provide funding support for this marketing medium. The Vice Chairman made motion to authorize the budget transfer in the sum of \$10,000.00 from Commercial Appraisal account to



support the services of a video production, seconded by Director Taitano. Motion was unanimously approved.

e. **PAG Revenue Bond:** The DGMO mentioned that the Board of Directors approved the revenue bond travel at its previous meeting for the month of June 2018. The travel dates for June 2018 is set for the week of the 17<sup>th</sup> and 24<sup>th</sup>. At this stage in the Port's bond initiative program, the focus would be to market bond investors and pricing, and depending on the Port's bond package rating will determine the traveling of different areas possibly to San Francisco, New York and Chicago. Given that the duration of the travel spans to almost two weeks and the potential areas to market the Port's bond package, the current travel bond budget of \$23,000.00 appears to be insufficient to fulfill the course of the travel. Management is requesting Board authorization to transfer funds to support the Port bond program. The Vice Chairman made motion to authorize the budget transfer in the sum of \$50,000.00 from the Internet Service account to cover the bond travel expense, seconded by Director Mendiola. Motion was unanimously approved.

10. **Travel Accommodations:**

- a. **Incident Response to Terrorist Bombing, New Mexico Tech, July 10-13, 2018, Socorro, New Mexico**
- b. **105<sup>th</sup> Annual Conference Association of Pacific Ports (APP), July 15-18, 2018, Stockton, California**

Director Mendiola made motion to approve the travel authorization request as presented or as otherwise designated by the General Manager, seconded by the Vice Chairman. The motion was unanimously approved.


## VII. ADJOURNMENT

There being no further business to discuss, it was moved by Director Taitano and seconded by the Vice Chairman to adjourn the meeting at 1:15 p.m. The motion was unanimously passed.



MELANIE R. MENDIOLA, Board Secretary  
Board of Directors

APPROVED BY:



FRANCISCO G. SANTOS, Chairman  
Board of Directors





**PORT OF GUAM**

*ATURIDATI PUEYTON GUAHAN*

**Jose D. Leon Guerrero Commercial Port**

1026 Cabras Highway, Suite 201, Piti, Guam 96925

Telephone: 671-477-5931/35 Facsimile: 671-477-2689/4445

Website: [www.portguam.com](http://www.portguam.com)



Eddie Baza Calvo  
Governor of Guam

Ray Tenorio  
Lieutenant Governor

**MINUTES OF THE  
SPECIAL MEETING OF THE BOARD OF DIRECTORS  
Wednesday, July 10, 2018**

**I. CALL TO ORDER**

There being a quorum, the special meeting of the Board of Directors was called to order at 11:50 a.m., Wednesday, July 10, 2018. Present at the meeting were:

Francisco G. Santos, Chairman  
Oscar A. Calvo, Vice Chairman  
Melanie R. Mendiola, Board Secretary  
Maria D.R. Taitano, Member  
Nathan T. Taimanglo, Member  
Alfred F. Duenas, Acting General Manager  
Atty. Darleen Hiton, Co-Counsel

Absent were Ms. Joanne M.S. Brown, General Manager and Mr. Felix R. Pangelinan, Deputy General Manager of Operations. Also present was MAC & ANZ-Ishara Saldino; KUAM-Nestor Licanto and Port Management staff.

**II. NEW BUSINESS**

1. **Port Authority of Guam Bond Financing Program Relates:** Mr. Alfred F. Duenas, Acting General Manager was pleased to inform the Board that during the Port's final bond financing presentation abroad, the Port was able to achieve the highest uninsured bond rating from any government enterprise fund, such as Guam Waterworks Authority and Guam Power Authority. He shared that the Port Team, GEDA officials and Citi representatives embarked on a city tour to meet several bond investors abroad (Chicago, Boston, New Jersey and New York) on the Port's bond program and fielded questions that were posed on Port activities and uses of port funds which was answered satisfactory. The Port had an opportunity to present before the potential investors an online presentation with voice recordings from the Governor of Guam, Port Management as well as GEDA officials which was well received from over one hundred investors. He mentioned that the bond rating and comprehensive investor outreach, the Port was able to achieve an all in-cost of borrowing which is 2% below the maximum rate authorized by the Guam Legislature where the Port was not to exceed 6.5%, and instead received a low rate of 4.5%. This outcome resulted in a long term savings of approximately \$20M in a 30 year life term of the bond for the Port. The low rate also enabled the Port to refinance three existing loans identified in Public Law 34-70 which met the 2% threshold of net value savings. The Acting General Manager mentioned that the Port received 780M subscriptions on its bond offering which is 11 times oversubscribed. The Port bonds were comprised of three classes:

Series A – Tax-Exempt Non-AMT, Series B – Tax-Exempt AMT, and Series C – Taxable. He said in accordance with Public Law 34-70, the Port is authorized to pursue revenue bond not to exceed \$72.6M, and with the low rates and attractive credit, the Port settled for \$71M.

The Acting General Manager mentioned that the Port is at its final stage of the bond issuance and requested Board action to pay the Port share for the cost of issuance and payoff the balance on \$3.5M ANZ Loan.

Cost of Issuance

Director Taimanglo made motion to authorize management to pay the Port Authority of Guam share of \$566,716.25 for the Cost of Issuance from the funding source of the SLE Loan Reserve Fund at \$444,077.21 and Budgeted Debt Service at \$122,639.04. Motion was seconded by the Vice Chairman and was unanimously approved.

\$3.5M ANZ Loan

Director Mendiola made motion to authorize management to pay off the balance of the \$3.5M ANZ Equipment Loan estimated at \$2,111,214.48 as of July 2018. Motion was seconded by Director Taitano and was unanimously approved.

The Board members congratulated the Port Management and Staff for an excellent job well done with the Port's Bond Program.

**VII. ADJOURNMENT**

There being no further business to discuss, it was moved by Director Taitano and seconded by the Vice Chairman to adjourn the meeting at 12:05 p.m. The motion was unanimously passed.

MELANIE R. MENDIOLA, Board Secretary  
Board of Directors

APPROVED BY:

FRANCISCO G. SANTOS, Chairman  
Board of Directors



**FEDERAL GRANT/LOANS & LOCAL FUNDING PROGRAMS**  
**FY2018 Port Modernization Plan**  
**Grant Strategy - Monthly Update**

July 24, 2018

Summary Sheet of Funding/Financing

Port Modernization	Approved Amount	Expenditures	Remaining Balance	NOTES
Modernization	\$ 62,280,000.00	\$ 48,531,196.48	\$ 13,748,803.52	\$48.5M Port Enterprise Fund / \$10M US DOT TIGER GRANT H-Wharf
Security	\$ 1,841,655.00	\$ 91,816.36	\$ 1,749,838.64	
Marinas	\$ 595,703.00	\$ 21,011.00	\$ 574,692.00	Boating Infrastructure Grants
Port Police	\$ 14,500.00	\$ 3,434.52	\$ 11,065.48	Section 402 Highway Safety Funds
<b>Grand Totals:</b>	<b>\$ 64,731,858.00</b>	<b>\$ 48,647,458.36</b>	<b>\$ 16,084,399.64</b>	

Applications Pending	Requested Amount	NOTES
OAE Support Services	\$ -	Office of Economic Adjustment
Port Police	\$ 20,000.00	DPW Office of Highway Safety
<b>Grand Totals:</b>	<b>\$ 20,000.00</b>	

**PORT AUTHORITY OF GUAM - FEDERAL GRANT FUNDING PROGRAMS**  
Tuesday, July 24, 2018

**I. Port Modernization**

ITEM	GRANT #	PROJECT NAME	Federal or Local Agency	Notice to Proceed	% Completed	Award Date / End Date	Award Amount	Draw Down Submitted	Remaining Balance	STATUS:
FY2010-01 FY2018-01	Port Enterprise Fund	1. Guam Commercial Port Improvement Program COMPLETE 2. Port of Guam Construction Deficiencies and Equipment Purchases	DoD to DOT Maritime Administration (MARAD)	9/22/2010 - 6/18/2018	94.3%	9/22/2010 - 9/22/2015 6/18/2018 - 12/31/2018	\$ 50,000,000.00	\$ 47,155,470.00	\$ 2,844,530.00	The Port met with MARAD on July 5, 2018 to discuss and finalize the PAG-MARAD Cooperative Agreement. The SOW for the deficiencies in the construction work is being finalized to include work at the Pump House and Load Center 5 Buildings. Specifically, these two facilities will be connected to allow emergency power at the Pump House. In addition, the four (4) toplifters requisition has been forwarded to GSA for procurement. The IRB is anticipated to be announced during the first week of August 2018.
FY2015-02	GR0706-15-21	Owner's Agent Engineer Support Services	Office of Economic Adjustment (OEA) DoD		99.7%	01/01/2015 - 12/31/2018 *extension approved 12/31/2017 12/31/2018	\$ 1,380,000.00	\$ 1,375,726.48	\$ 4,273.52	Grant performance period end date is now 12/31/2018.
FY2016-01	DTMA931G1600007	Rehabilitation of "H" Wharf	US DOT Maritime Administration (MARAD)		0.0%	7/29/2016	\$ 10,000,000.00	\$ -	\$ 10,000,000.00	Updates to design completed by WSP. Ongoing permit review and updates by local & Federal regulatory agencies.
FY2018-02	GR882-18-01		Office of Economic Adjustment (OEA) DoD			05/01/2018 - 12/31/2019	\$ 900,000.00	\$ -	\$ 900,000.00	MOU between the Port and the Governor's Office has been received. Establishment of account for the \$900,000.00 has been requested along with the Port's execution of the SOW and award of the additional LWSE contract.
GRAND TOTAL GRANTS FOR MODERNIZATION:							\$ 62,280,000.00	\$ 48,531,196.48	\$ 13,748,803.52	64.7%

**II. SECURITY**

ITEM	GRANT #	PROJECT NAME	Federal or Local Agency	Notice to Proceed	% Completed	Award Date / End Date	Award Amount	Draw Down Submitted	Remaining Balance	STATUS:
FY2015-01	EMW-2015-FU-00261	Maintenance and Sustainment Contract for the Port Command Center Port-Wide CCTV and Access Control Systems	FEMA Port Security Grant	30-Sep-15	9.1%	09/01/2015 - 08/31/2018	\$ 178,070.00	\$ 16,187.36	\$ 161,882.64	Maintenance work is ongoing on a monthly basis performed by Secure Safe
FY2015-02	EMW-2015-FU-00261	Upgrade and Refurbishment of Existing Damaged Security Light Poles and Fixtures at Strategic Port Locations	FEMA Port Security Grant	30-Sep-15	0.0%	09/01/2015 - 08/31/2018	\$ 317,827.00	\$ -	\$ 317,827.00	Replacement of 4 container yard light poles/fixtures project is complete as well as the floodlights that have been installed at Warehouse 1 and Cabras Marine Building.
FY2015-01	FEMA Hazard Mitigation Assistance Grant Program	PAG Warehouse 1 Hardening Project	FEMA Hazard Mitigation Program	Waiting on USDHS/FEMA grant award documents	100.0%	08/25/2016 - 09/31/2018	\$ 75,629.00	\$ 75,629.00	\$ -	Completed. Final site inspection with Guam Homeland Security Hazard Mitigation Coordinator completed. Final report submitted.
FY2016-01	EMW-2016-FU-00523-S01	Acquisition & Installation of Additional Cameras at Strategic Port Facilities.	FEMA Port Security Grant	Waiting on USDHS/FEMA grant award documents	0.0%		\$ 174,644.00	\$ -	\$ 174,644.00	SOW of work is being completed for the requisition that is anticipated to be submitted on or before August 15, 2018.
FY2016-02	EMW-2016-FU-00523-S01	Upgrade & Refurbishment of Existing Damaged Security Light Poles at Strategic Port Locations	FEMA Port Security Grant	Waiting on USDHS/FEMA grant award documents	0.0%		\$ 475,216.00	\$ -	\$ 475,216.00	H&G Construction Company was deemed the lowest and most responsive bidder during the bid opening. The contractor is currently providing all required documents. A purchase order and NTP is forthcoming in the next week or two.
FY2017-01	EMW-2017-FU-00177-S01	Refurbishment and Hardening of Load Center Buildings Housing Prime Power Generators	FEMA Port Security Grant		0.0%	Awarded on Sept. 1, 2017	\$ 384,469.00	\$ -	\$ 384,469.00	Status Quo. SOW is being finalized.
FY2017-02	EMW-2017-FU-00177-S01	Maintenance and Sustainment Contract for Prime Power Generators	FEMA Port Security Grant		0.0%	Awarded on Sept. 1, 2017	\$ 179,550.00	\$ -	\$ 179,550.00	The Port has received Hawthorne Pacific's cost estimate for the maintenance contract that will be in effect for a period of 3 years. The requisition is being processed at GSA with a purchase order to be issued sometime in August 2018.
FY2017-03	EMW-2017-FU-00177-S01	US Coast Guard Multi Agency National Association of State Boating Law Administrators (NASBLA) Training for Port Police	FEMA Port Security Grant		0.0%	Awarded on Sept. 1, 2017	\$ 56,250.00	\$ -	\$ 56,250.00	The NASBLA training has been scheduled during the first week of August. Participants include the Port, Customs, and the CMMI's Commonwealth Port Authority Port Police Division.
GRAND TOTAL FOR SECURITY:							\$ 1,841,655.00	\$ 91,816.36	\$ 1,749,838.64	1.5%

III. MARINAS

ITEM	GRANT #	PROJECT NAME	Federal or Local Agency	Notice to Proceed	% Completed	Award Date / End Date	Award Amount	Draw Down Submitted	Remaining Balance	STATUS:
FP2014-03	F144P00191	Renovation of the Guam Harbor of Refuge Phase 2 - A/E Design, Repairs to Mooring, Acquisition of Pump out System & Shelter/Housing	DOJ/FSWS/Dept. of Ag/DAWR	Pending Approval of Revised MOU	12.5%	10/26/2013 - 9/30/2018	\$ 86,181.00	\$ 10,800.00	\$ 75,381.00	Supplemental Site Assessment was approved by DoFAg. \$14,931.00 Applied to Indirect Cost as Indicated on Work Request. PAG to proceed with procurement process for the construction of Pump Out Facility. SCW completed. DoFAg to develop revised MOU. PAG Legal Counsel completed review of MOU. advised DoFAg to finalize for agency signature(s). Pending revised MOU from DoFAg. MOU signed by DoFAg, PAG and BBWR. Pending AG and Governor's review/approval.
FP2016-01	F16A-P0261	Harbor of Refuge Moorage Repairs - Phase 3	DOJ/FSWS/Dept. of Ag/DAWR	Pending Approval of Revised MOU	0.0%	11/1/2015 - 9/30/2018	\$ 200,000.00	\$ -	\$ 200,000.00	MOU signed by DoFAg, PAG and BBWR. Pending AG and Governor's review/approval.
FP2017-01	F17A-P00466	Harbor of Refuge Moorage Repairs - Phase 4	DOJ/FSWS/Dept. of Ag/DAWR	Pending Approval of MOU	0.0%	10/1/2017 - 9/30/2018	\$ 200,000.00	\$ -	\$ 200,000.00	MOU signed by DoFAg, PAG and BBWR. Pending AG and Governor's review/approval.
FP2016-02	F16A-P00566	Agat Marina Demolition of Dock B	DOJ/FSWS/Dept. of Ag/DAWR	11/17/16	9.3%	6/1/2016 - 9/30/2018	\$ 109,522.00	\$ 10,211.00	\$ 99,311.00	\$10,211.00 Applied to Indirect Cost. Salary, Benefits and Supplies as indicated on Work Request. Bid awarded to Canton Construction Corporation.
GRAND TOTAL FOR MARINAS:							\$ 595,703.00	\$ 21,011.00	\$ 574,692.00	

IV. PORT POLICE HIGHWAY SAFETY

ITEM	GRANT #	PROJECT NAME	Federal or Local Agency	Authorization to Proceed	% Completed	Award Date / End Date	Award Amount	Draw Down Submitted	Remaining Balance	STATUS:
FP2018-01	18X920M029GU18	Port Police - Section 402 Highway Safety Funds - Operation A (at He Hilo (Watch Out))	Department of Public Works/Office of Highway Safety	ATP Approved for Lifesavers Conference & Travel	23.7%	10/1/2017 - 9/30/2018	\$ 14,500.00	\$ 3,434.52	\$ 11,065.48	
GRAND TOTAL FOR HIGHWAY SAFETY:							\$ 14,500.00	\$ 3,434.52	\$ 11,065.48	

V. OTHER - POTENTIAL FUTURE GRANTS

ITEM	POTENTIAL FUTURE GRANTS	PROJECT NAME	Federal or Local Agency	COMMENTS	PAG Estimated Cost Share/Matching	Federal Cost Share	Total Amount	STATUS:
FP2019-01	Submitted to DPW OHS	Port Police - Section 402 Highway Safety Funds - Operation A (at He Hilo (Watch Out))	Department of Public Works/Office of Highway Safety		\$ -	\$ 20,000.00	\$ 20,000.00	Submitted to Department of Public Works Office of Highway Safety on April 13, 2018. Subject for review and approval.
Potential Future Grants:					\$ -	\$ 20,000.00	\$ 20,000.00	



**PORT OF GUAM**

*ATURIDAT I PUETTON GUAHAN*

**Jose D. Leon Guerrero Commercial Port**

1026 Cabras Highway, Suite 201, Piti, Guam 96925

Telephone: 671-477-5931/35 Facsimile: 671-477-2689/4445

Website: [www.portguam.com](http://www.portguam.com)



Eddie Baza Calvo  
Governor of Guam

Ray Tenorio  
Lieutenant Governor

## **FINANCE-YTD- April 2018**

Financial Highlights

Income Statement

Balance Sheet

Accounts Receivable Aging Summary Report

Accounts Payable Summary

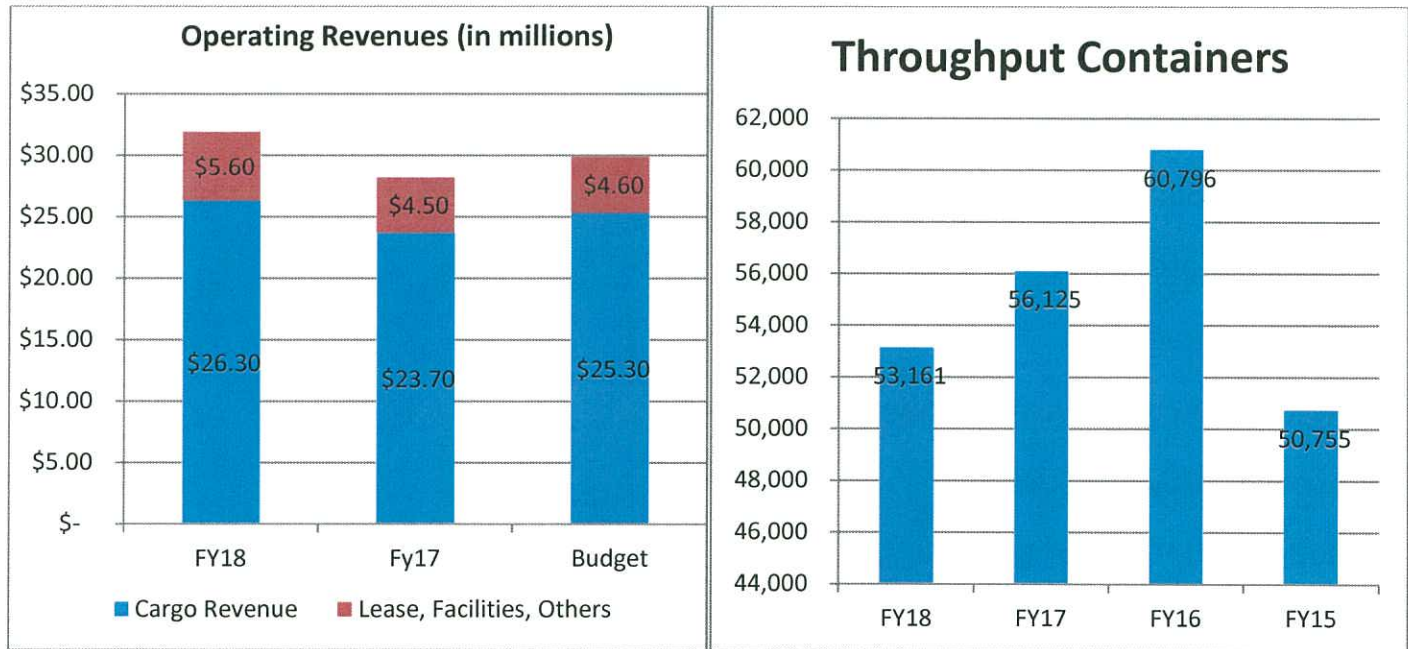
Budget Lift/Transfer Monthly Activities

Crane Surcharge Ledger

Facility Maintenance Ledger

## Financial Highlights – YTD April FY2018

### Operating Performance:



Total Operating Revenues as of April 2018 was \$31.9 million, which consist of \$26.3 million in cargo revenues and \$5.6 million in Facilities, Leases, and Other Services.

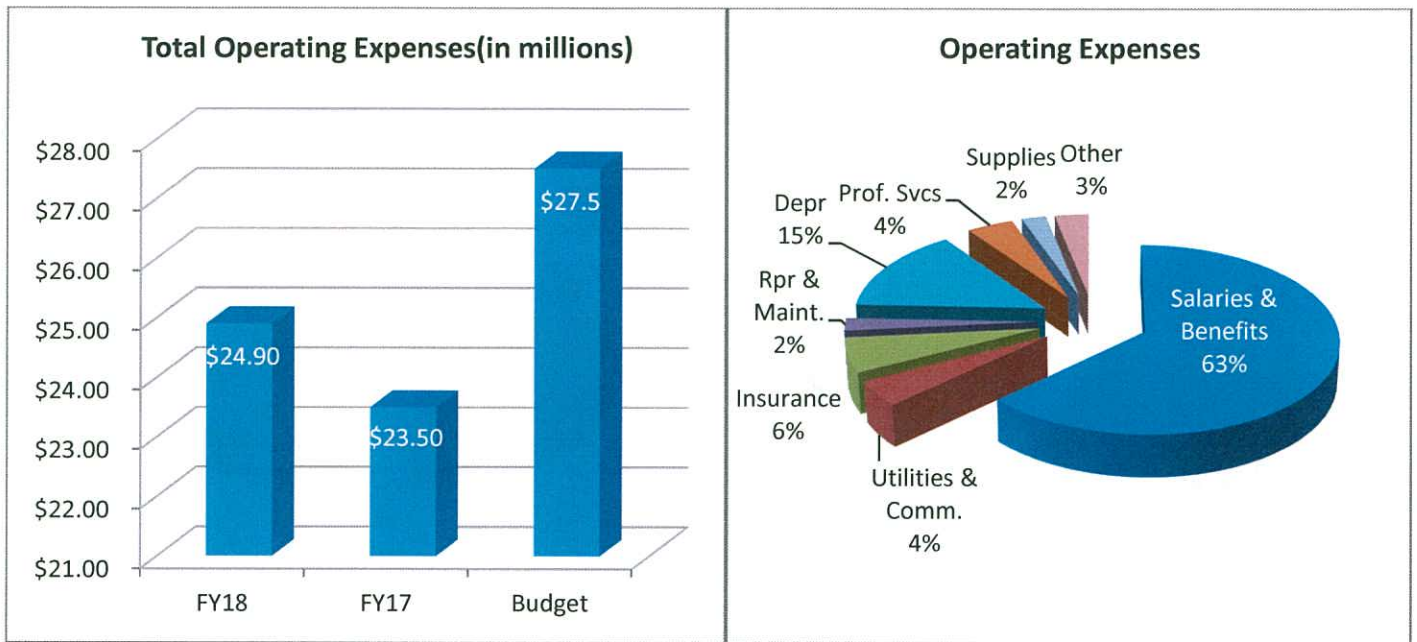
FY18 YTD cargo revenue is 11% higher than last year's total (\$23.7 mil) and 4% higher than Budget (\$25.3 mil).

FY18 YTD Facilities, Leases, and Other Services is 24% higher than last year's total (\$4.5 mil) and 21% higher than budget (\$4.6 mil).

Overall Operating Revenues as of April is 7% higher than Budget (\$29.9 mil) and 13% higher than last year's year to date April (\$28.2 mil).

Total number of containers handled as of April 2018 was 53,161 which is 5% lower compared to last year April 2017 total 56,125. **Compared to FY15 the number of containers handled increased 5%.**



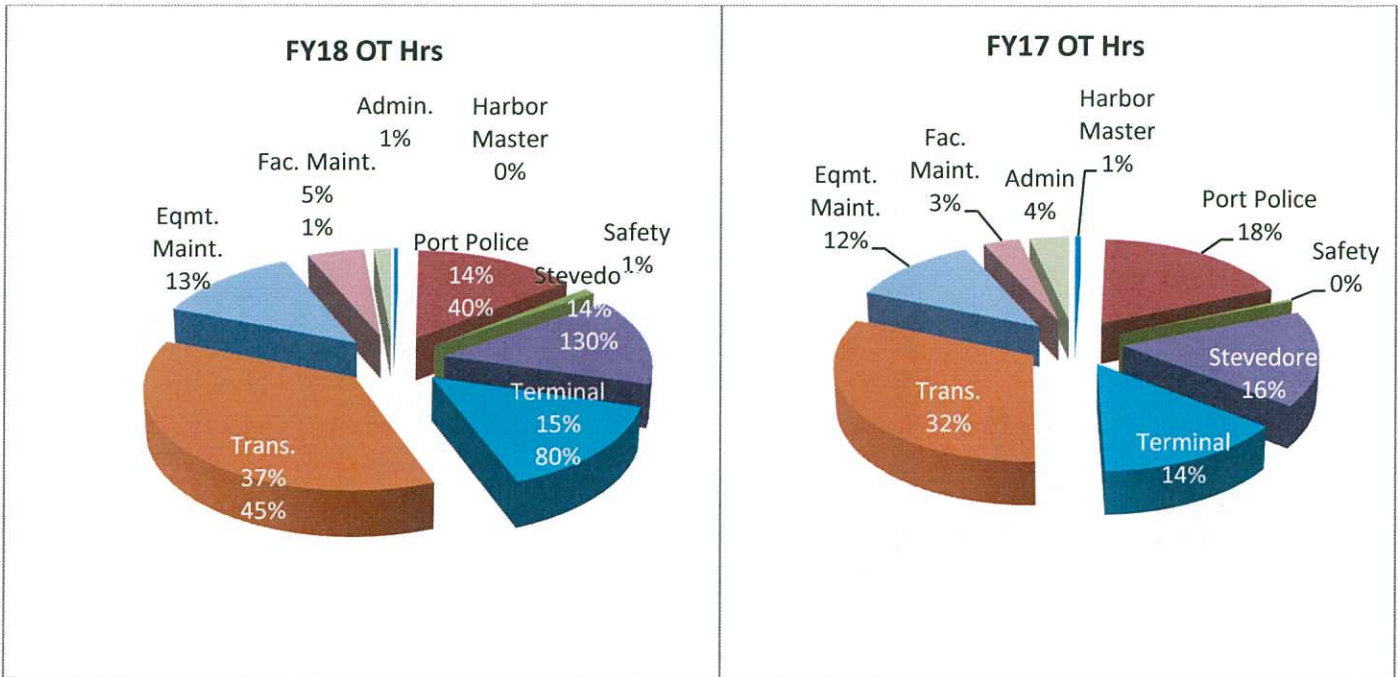


Total Operating Expenses as of April 2018 was \$24.9 million, which is 10% lower than Budget (\$27.5 mil) and 6% higher than last year's total operating expenses (\$23.5 mil).

Total Overtime as April \$1.1 million which is 7% higher than last year April (\$1 million). Direct Labor Revenue as of April was \$2.2 million, which is 21% higher than last year and 11% higher than budget. Direct Labor charges are for services performed by Port employees under special service request and differentials under the throughput.

Below is the breakdown of overtime for each division/section for FY18 and FY17 as of April:

Section	FY18	FY17	Budget	OT Revenue
Harbor Master	3,604	5,195	6,000	0
Port Police	151,710	182,418	200,000	61,065
Safety	11,214	4,461	7,000	0
Stevedore-Cargo Handling	149,068	164,136	190,000	192,635
-Rigger	2,610	365	10,000	4,246
Terminal	158,476	144,430	200,000	127,404
Transportation-Superintendent	51,297	37,772	54,000	0
-Crane Operator	94,008	80,383	105,000	33,935
-Equipt Operator	235,798	176,235	261,000	144,068
-Dispatcher	15,648	25,652	30,000	0
Maint.-Crane Maint.	66,310	61,492	115,000	0
-Preventive Maint.	32,762	18,474	65,000	411
-Fleet Maint.	0	11,660	25,000	0
-Welders	36,782	28,083	45,000	416
Facility Maint.-Building	7,733	11,776	15,000	780
-Janitorial	2,597	1,425	5,000	0
-Elect./Refr.	43,158	20,801	40,000	0
Finance	13,401	19,232	20,000	61
Human Resources	770	3,882	0	0
Engineering	0	1,418	5,000	0
Procurement	72	2,438	2,500	0
Information Technology	1,915	9,685	5,000	0
<b>TOTAL</b>	<b>1,078,933</b>	<b>1,011,413</b>	<b>1,405,500</b>	<b>565,021</b>



Year to date Operating Revenues minus the Year to date Operating Expenses resulted to an Operating Income of \$7 million as of April 30, 2018.

Non Operating Revenues and Expenses consist of the following: \$1.8 million -Retirement contribution for COLA, Supplemental and Medical/Dental/Life Insurance expenses, \$613 thousand-Interest expense on loans and \$36k Interest Income. The net total of non operating expenses and revenues as of April is a negative \$2.3 million.

The Total Net Income as of April is \$4.8 million.

**Accounts Receivable Trade (net)** as of April 30, 2018 is \$7.8 million.

Aging Status is as follows: 86% - Current, 4% - over 30 days, 2% - over 60 days, 0% - over 90 days and 8% - over 120 days.

**Accounts Payable Trade** as of April 30, 2018 is \$1.8 million which is less than 27% lower than last month ending balance of \$2.4 million.

Port Authority of Guam  
Income Statement  
With Budget Comparison (Unaudited)  
7 Months Ending 043018

Current Month Actual	%	Last Year Actual	%	Budget	% Chng		Year to Date Actual	%	Last Year to Date				
									Actual	%	Budget	% Chng	
OPERATING REVENUES													
CARGO THROUGHPUT REVENUES													
1,536,730	33.0%	1,324,436	33.6%	1,492,854	0.03	CT-GROUND	10,686,362	33.5%	9,145,518	32.4%	16.8%	10,449,978	0.02
183,152	3.9%	151,032	3.8%	241,790	(0.24)	CT-BREAKBULK	1,315,524	4.1%	1,547,063	5.5%	-15.0%	1,692,530	(0.22)
84,208	1.8%	54,205	1.4%	66,066	0.27	CT-UNUNITIZED	704,580	2.2%	488,027	1.7%	44.4%	462,462	0.52
3,557	0.1%	388	0.0%	404	7.80	CT-TUNA	11,709	0.0%	1,851	0.0%	532.6%	2,828	3.14
	0.0%					CT-RO/RO		0.0%		0.0%	0.0%		(0.00)
73,430	1.6%	30,013	0.8%	46,360	0.58	CT-STUFFING/DEVAN	323,934	1.0%	307,024	1.1%	5.5%	324,520	(0.00)
4,173	0.1%	2,916	0.1%	5,223	(0.20)	CT-HEAVYLIFT	57,141	0.2%	36,087	0.1%	58.3%	36,561	0.56
1,120	0.0%	595	0.0%	2,238	(0.50)	CT-LONGLENGTH	20,307	0.1%	16,973	0.1%	19.6%	15,666	0.30
68	0.0%	278	0.0%	280	(0.76)	OUT-OF-GAUGE CARGO (OOG)	943	0.0%	2,160	0.0%	-56.3%	1,960	(0.52)
12,036	0.3%	10,004	0.3%	7,500	0.60		78,986	0.2%	50,472	0.2%	56.5%	52,500	0.50
1,897,475	40.8%	1,573,868	39.9%	1,862,715	0.02	CARGO THROUGHPUT REVENUES	13,199,486	41.3%	11,595,176	41.0%	13.8%	13,039,005	0.01
OTHER CARGO RELATED REVENUES													
	0.0%		0.0%	245	(1.00)	LIFT ON/LIFT OFF		0.0%	1,942	0.0%	-100.0%	1,715	(1.00)
	0.0%		0.0%	88	(1.00)	PRESLUNG		0.0%	699	0.0%	0.0%	616	(1.00)
	0.0%		0.0%			EXPORT SCRAP CONTAINER		0.0%		0.0%	0.0%		
243,477	5.2%	254,268	6.4%	323,204	(0.25)	TRANSSHIP CONTAINERS	1,838,021	5.8%	1,918,565	6.8%	-4.2%	1,570,442	0.17
12,725	0.3%	11,421	0.3%	13,132	(0.03)	OVERSTOWED CONTAINERS	205,902	0.6%	91,827	0.3%	124.2%	91,924	1.24
1,189	0.0%		0.0%	165	6.21	SHIFTED CONTAINERS	4,096	0.0%	1,015	0.0%	303.5%	1,155	2.55
3,895	0.1%	2,382	0.1%	1,466	1.66	RIGGED CONTAINERS	24,656	0.1%	9,527	0.0%	158.8%	10,262	1.40
10,640	0.2%	9,272	0.2%	10,174	0.05	REEFER CNTR-PLUG/UNPLUG	77,324	0.2%	69,587	0.2%	11.1%	71,218	0.09
289,564	6.2%	267,361	6.8%	384,069	(0.25)	DIRECT LABOR BILLED	2,198,361	6.9%	1,823,291	6.5%	20.6%	1,976,577	0.11
18,705	0.4%	12,491	0.3%	15,987	0.17	EQUIPMENT RENTAL	151,965	0.5%	110,844	0.4%	37.1%	111,909	0.36
37,314	0.8%	49,250	1.2%	46,395	(0.20)	PORT FEES & DOCKAGE	342,159	1.1%	327,452	1.2%	4.5%	339,273	0.01
506,502	10.9%	423,340	10.7%	466,629	0.09	WHARFAGE	3,166,893	9.9%	2,780,116	9.8%	13.9%	2,931,711	0.08
57,786	1.2%	52,732	1.3%	61,511	(0.06)	FUEL SURCHARGE	416,539	1.3%	390,377	1.4%	6.7%	402,647	0.03
17,250	0.4%	45,464	1.2%	38,586	(0.55)	MARITIME SECURITY FEE	130,961	0.4%	249,420	0.9%	-47.5%	270,102	(0.52)
174,535	3.7%	119,645	3.0%	123,492	0.41	FACILITY MAINTENANCE FEE	1,095,010	3.4%	848,177	3.0%	29.1%	864,444	0.27
482,778	10.4%	494,245	12.5%	515,844	(0.06)	CRANE SURCHARGE	3,472,947	10.9%	3,526,272	12.5%	-1.5%	3,610,908	(0.04)
1,856,360	39.9%	1,741,871	44.1%	2,000,987	(0.07)	OTHER CARGO RELATED REVENUES	13,124,835	41.1%	12,149,111	43.0%	8.0%	12,254,903	0.07
3,753,835	80.6%	3,315,740	84.0%	3,863,702	(0.03)	OPERATING REVENUES	26,324,321	82.5%	23,744,287	84.0%	10.9%	25,293,908	0.04

Port Authority of Guam  
Income Statement (Unaudited)  
With Budget Comparison (Unaudited)  
7 Months Ending 043018

Current Month Actual	%	Last Year Actual	%	Budget	Chng	NON OPERATING REVENUES FACILITIES	Year to Date Actual	%	Last Year to Date Actual	%	Chng	Budget	%
92,062	2.0%	88,100	2.2%	101,659	(0.09)	FACILITIES USAGE MOBIL	745,599	2.3%	719,398	2.5%	3.6%	711,613	0.05
371,710	8.0%	254,429	6.4%	225,000	(1.00)	FACILITIES USAGE TRISTAR	1,570,592	4.9%	1,525,004	5.4%	3.0%	1,575,000	(0.00)
	0.0%		0.0%	8,333	11.57	FACILITIES USAGE CEMENT THRUPUT	27,300	0.1%	25,500	0.1%	0.0%	58,331	(0.53)
104,736	2.2%	88,661	2.2%	90,332	0.16	FACILITIES USAGE SPACE RENTAL	710,832	2.2%	549,216	1.9%	29.4%	632,324	0.12
87,938	1.9%	21,905	0.6%	83,333	0.06	FACILITIES LEASE INCOME	623,899	2.0%	339,414	1.2%	83.8%	583,331	0.07
4,621	0.1%	4,926	0.1%	4,167	0.11	FACILITIES COMMON AREA MAINTENANCE FEE	32,571	0.1%	36,144	0.1%	-9.9%	29,169	0.12
3,979	0.1%	3,030	0.1%	2,917	0.36	FACILITIES SECURITY SURCHARGE RENTAL	28,694	0.1%	21,508	0.1%	33.4%	20,419	0.41
430	0.0%	630	0.0%	344	0.25	WATER & LANDSLIDE ACTIVITIES	3,875	0.0%	2,385	0.0%	0.0%	2,408	0.61
20,930	0.4%	21,682	0.5%	21,975	(0.05)	MARINA REVENUES	146,072	0.5%	149,328	0.5%	-2.2%	153,825	(0.05)
2,964	0.1%	2,755	0.1%	2,758	0.07	HARBOR OF REFUGE	19,990	0.1%	19,780	0.1%	1.1%	19,306	0.04
194,821	4.2%	126,985	3.2%	100,000	0.95	DEMURRAGE	1,508,739	4.7%	959,593	3.4%	57.2%	700,000	1.16
884,191	19.0%	613,104	15.5%	640,818	0.38	FACILITIES OTHER FEES & SERVICES	5,418,162	17.0%	4,347,270	15.4%	24.6%	4,485,726	0.21
	0.0%		0.0%	5	-	CLAIMS FEE		0.0%	57	0.0%	0.0%	35	-
	0.0%		0.0%	42	-	BULK SCRAP		0.0%		0.0%	0.0%	294	0.00
	0.0%		0.0%	1,862	-	MATERIAL USED	388	0.0%		0.0%	0.0%	13,034	0.25
1,989	0.0%	2,395	0.1%	2,132	(0.07)	PASSENGER SERVICE	16,274	0.1%	30,524	0.1%	0.06655	14,924	0.29
11,452	0.2%	6,179	0.2%	15,625	(0.27)	BUNKER	19,255	0.3%	18,053	0.1%	28.6%	109,375	(0.21)
3,207	0.1%	7,987	0.2%		-	SPECIAL SERVICES	86,361	0.3%	67,173	0.2%	-57.6%		
						ELECTRICAL POWER	21,776	0.1%	51,408	0.2%			
16,649	0.4%	16,561	0.4%	19,686	(0.15)	OTHER FEES & SERVICES	144,054	0.5%	167,215	0.6%	-13.9%	137,662	0.05
400	0.0%	125	0.0%	77	4.19	ADMINISTRATIVE FEES & SERVICES	1,408	0.0%	732	0.0%	92.4%	539	1.61
						REIMBURSEMENTS							
	0.0%		0.0%		-	FEDERAL REIMBURSEMENT		0.0%		0.0%	0.0%		
	0.0%		0.0%		-	EARTHQUAKE INSURANCE	34,265	0.1%		0.0%	0.0%		
	0.0%		0.0%		-	TYPHOON INSURANCE		0.0%		0.0%	0.0%		
	0.0%		0.0%		-	OTHER REIMBURSEMENT		0.0%		0.0%	0.0%		
	0.0%		0.0%		-	REVENUE MINIMUM CHARGE		0.0%		0.0%	0.0%		
	0.0%		0.0%		-	REIMBURSEMENTS	34,265	0.1%		0.0%	0		
901,239	19.4%	629,790	16.0%	660,561	0.36	NON OPERATING REVENUES	5,597,888	17.5%	4,515,217	16.0%	24.0%	4,623,927	0.21
4,655,074	100.0%	3,945,530	100.0%	4,524,263	0.03	TOTAL REVENUES	31,922,209	100.0%	28,259,504	100.0%	13.0%	29,917,835	0.07

Port Authority of Guam  
Income Statement  
With Budget Comparison (Unaudited)  
7 Months Ending 04/30/18

Current Month	Actual	%	Last Year	Actual	%	Budget	%	Chng	Year to Date	Actual	%	Last Year to Date	Actual	%	Chng	Budget	%	
																		Actual
INDIRECT COSTS																		
General & Administrative Expen																		
(1,515,204)		-32.5%	(1,483,324)		-37.6%	(2,027,743)		(0.25)	(10,983,424)		-34.4%	(10,797,815)		-38.2%	1.7%	(12,369,973)		(0.11)
(116,086)		-2.5%	(105,522)		-2.7%	(144,270)		(0.20)	(807,327)		-2.5%	(763,651)		-2.7%	5.7%	(820,590)		(0.02)
(412,785)		-8.9%	(394,726)		-10.0%	(483,781)		(0.15)	(2,982,860)		-9.3%	(2,875,974)		-10.2%	3.7%	(3,153,181)		(0.05)
(122,024)		-2.6%	(113,069)		-2.9%	(5,833)		19.92	(865,015)		-2.7%	(831,318)		-2.9%	4.1%	(20,833)		40.52
(614)		0.0%	(1,535)		0.0%	(6,667)		(0.91)	(34,563)		-0.1%	(6,012)		0.0%	0.0%	(46,669)		(0.26)
(12,427)		-0.3%	(6,368)		-0.2%	(27,951)		(0.56)	(81,148)		-0.3%	(45,714)		-0.2%	77.5%	(115,659)		(0.30)
		0.0%			0.0%			-			0.0%			0.0%	0.0%			-
(132,453)		-2.8%	(102,633)		-2.6%	(151,333)		(0.12)	(1,013,379)		-3.2%	(830,765)		-2.9%	22.0%	(1,099,333)		(0.08)
(201,557)		-4.3%	(203,001)		-5.1%	(221,667)		(0.09)	(1,475,775)		-4.6%	(1,472,895)		-5.2%	0.2%	(1,601,667)		(0.08)
		0.0%			0.0%			-			0.0%			0.0%	0.0%			-
(19,738)		-0.4%	(50,519)		-1.3%	(74,547)		(0.74)	(204,127)		-0.6%	(328,205)		-1.2%	-37.8%	(468,399)		(0.56)
		0.0%			0.0%			0	44,756		0.1%			0.0%	0.0%			-
(9,928)		-0.2%	(2,520)		-0.1%	(29,166)		(0.66)	(129,528)		-0.4%	(83,040)		-0.3%	56.0%	(204,162)		(0.37)
(14,201)		-0.3%	(2,013)		-0.1%	(29,166)		(0.51)	(148,999)		-0.5%	(89,237)		-0.3%	67.0%	(204,162)		(0.27)
(11,249)		-0.2%	(9,293)		-0.2%	(29,166)		(0.61)	(104,985)		-0.3%	(92,697)		-0.3%	13.3%	(204,162)		(0.49)
(520,664)		-11.2%	(483,654)		-12.3%	(441,667)		0.18	(3,635,326)		-11.4%	(3,346,620)		-11.8%	8.6%	(3,091,669)		0.18
		0.0%			0.0%			(1.00)	(500)		0.0%	(1,156)		0.0%	0.0%	(44,919)		(0.99)
(57,934)		-1.2%	(78,144)		-2.0%	(6,417)		(0.64)	(567,320)		-1.8%	(411,927)		-1.5%	37.7%	(963,054)		(0.41)
(6,210)		-0.1%	(3,431)		-0.1%	(100,273)		(0.94)	(170,141)		-0.5%	(29,144)		-0.1%	483.8%	(601,909)		(0.72)
		0.0%			0.0%			-			0.0%			0.0%	0.0%			-
(156,950)		-3.4%	(70,573)		-1.8%	(90,322)		0.74	(560,289)		-1.8%	(491,103)		-1.7%	14.1%	(632,254)		(0.11)
(134,714)		-2.9%	(162,252)		-4.1%	(264,417)		(0.49)	(1,009,540)		-3.2%	(828,167)		-2.9%	21.9%	(1,510,923)		(0.33)
		0.0%			0.0%			(1.00)	(19,170)		-0.1%			0.0%	0.0%	(36,169)		(0.47)
(14,603)		-0.3%	(11,651)		-0.3%	(37,937)		(0.62)	(55,749)		-0.2%	(100,506)		-0.4%	-44.5%	(265,589)		(0.79)
(779)		0.0%	(28,032)		-0.7%	(13,959)		-0.4%	(59,512)		-0.2%	(79,757)		-0.3%	-25.4%	(97,713)		(0.39)
		0.0%			0.0%			0.0%			0.0%			0.0%	0.0%			-
		0.0%			0.0%			0.0%			0.0%			0.0%	-100.0%			-
		0.0%			0.0%			0.0%			0.0%			0.0%	0.0%			-
(3,460,100)		-74.3%	(3,325,370)		-84.3%	(4,351,127)		(0.20)	(24,863,920)		-77.9%	(23,518,824)		-83.2%	5.7%	(27,552,959)		(0.10)



Total Assets	Amount Current	Last Month End	Amount Last Year End	Change This Month	Change This Year
<b>Current Assets</b>					
Cash on Hand	2,000.00	2,000.00	2,000.00		
Petty Cash Fund	100.00	100.00	100.00		
Cashier Change Fund					
Cash on Hand	2,100.00	2,100.00	2,100.00		
<b>Incentive Award Fund</b>					
First Hawaiian Bank- Incentive					
Incentive Award Fund					
Cash in Bank	10,489,107.38	10,268,169.83	8,802,099.65	220,937.55	1,687,007.73
First Hawaiian Bank					
Bank of Guam	1,433,370.75	1,154,823.57	1,256,124.45	278,547.18	177,246.30
Bank of Hawaii					
Citizen Security Bank	11,922,478.13	11,422,993.40	10,058,224.10	499,484.73	1,864,254.03
Cash in Bank					
<b>Short Term Investments</b>					
Bank of Guam	29,483,389.12	29,149,649.77	29,108,813.25	333,739.35	374,575.87
Citizen's Security Bank					
First Hawaiian Bank					
BankPacific					
CitiBank					
Bank of Hawaii					
Oceanic Bank					
Gov Guam Employees Fed CU					
<b>Short Term Investments</b>	29,483,389.12	29,149,649.77	29,108,813.25	333,739.35	374,575.87
<b>Account Receivable-Trade (Net)</b>	8,338,004.57	8,010,779.76	7,335,267.75	327,224.81	1,002,736.82
Accounts Receivable-Trade Allow for Uncollectible Acct. A/R-Clearing Account	563,854.42-	563,854.42-	563,854.42-		
<b>Account Receivable-Trade (Net)</b>	7,774,150.15	7,446,925.34	6,771,413.33	327,224.81	1,002,736.82
<b>Accounts Receivable-Other</b>	761.74	836.74	2,493.84	75.00-	1,732.10-
Accounts Receivable-DOA					
Accounts Receivable-Employee					
Accounts Receivable-FEMA Reimb					
Accounts Receivable-Geda/Casam					
Accounts Receivable-Other	773,578.86	773,578.86	977,236.53		203,657.67-
Accounts Receivable-Ins Procee					
<b>Accounts Receivable-Other</b>	774,340.60	774,415.60	979,730.37	75.00-	205,389.77-
<b>Marina Receivables</b>	22,079.55	29,127.55	20,379.97	7,048.00-	1,699.58
Accounts Receivable-Agat Marina	6,434.58	6,674.33	4,694.30	239.75-	1,740.28
Accounts Receivable-GDP Marina	4,209.39	3,980.76	5,295.24	228.63	1,085.85-
Accounts Receivable-Harbor of					

	Amount Current	Last Month End	Amount Last Year End	Change This Month	Change This Year
Marina Receivables	32,723.52	39,782.64	30,369.51	7,059.12-	2,354.01
Interest Receivables					
Bank of Guam					
Bank of Hawaii					
BankPacIFIC					
CitiBank					
Citizens Security Bank					
First Hawaiian Bank					
GovGuam Emp Fed.Credit Union					
Oceanic Bank					
Other					
Interest Receivables					
Prepaid Expenses	965,158.93	1,166,715.72	15,873.01-	201,556.79-	965,158.94
Prepaid Insurance	1,321,696.33	1,586,696.16	15,873.63	264,999.83-	1,305,822.70
Prepaid Expenses	2,286,855.26	2,753,411.88	15,873.62	466,556.62-	2,270,981.64
Deferred Expenses					
Deferred Geda Addendum L/Lease					
Credit Note Reimbursement					
Deferred Expenses					
Current Assets	52,276,036.78	51,589,278.63	46,966,524.18	686,758.15	5,309,512.60
Non Current Assets					
Long Term Receivable	2,258,190.48	2,258,190.48	2,258,190.48		
Long Term Receivable-DOA	1,490,449.90	1,490,449.90	1,490,449.90		
Long Term Receivable-Geda	3,748,640.38-	3,748,640.38-	3,748,640.38-		
Allow for Uncollectible IT A/R					
Long Term Receivable					
Revenue Bond Reserves					
Reserve w/Trustee Unrestricted					
Reserve w/Trustee Restricted					
Revenue Bond Reserves					
Inventory-Computer	101,544.12	108,341.12	74,042.36	6,797.00-	27,501.76
Gas, Oil and Diesel Inventory	113.82	161.74	96.34	47.92-	17.48
Inventory-Parts	99,952.66	99,952.66	99,952.66		
Supplies Inventory	439,110.61	425,533.47	369,825.59	13,577.14	69,285.02
Contra-Asset Inventory Adj.	1,721.09-	1,721.09-	1,721.09-		
Allowance for Obsolescence	75,407.87-	75,407.87-	77,363.66-		1,955.79
Inventory for Survey					
Inventory	563,592.25	556,860.03	464,832.20	6,732.22	98,760.05
Work In Progress					



	Amount Current	Last Month End	Last Year End	Change This Month	Change This Year
Const Work in Progress	3,153,558.97	3,160,266.07	2,828,706.03	6,707.10	324,852.94
Const Work in Progress - FMR	2,676,328.92	2,683,036.02	2,533,060.53	6,707.10	181,584.55
Const Work in Progress - BOND					143,268.39
Non Current Assets	3,717,151.22	3,711,126.10	3,293,538.23	25.12	423,612.99
Property, Plant & Equipment					
Land-Cabrass	3,563,000.00	3,563,000.00	3,563,000.00		
Land	3,563,000.00	3,563,000.00	3,563,000.00		
Buildings					
Buildings-Original	15,732,648.10	15,732,648.10	15,732,648.10		
Buildings-Substantial Improvements	125,548,911.67	125,548,911.67	125,434,129.67		114,782.00
Buildings-Wharf Structures					
Buildings	141,281,559.77	141,281,559.77	141,166,777.77		114,782.00
Accumulated Depreciation-Build	15,216,530.09	15,214,129.74	15,199,727.64	2,400.35	16,802.45
AccDeprec-Buildings-Original	31,874,158.03	31,584,922.71	29,857,162.91	289,235.32	2,016,995.12
AccDeprec-Buildings-Sub-Wharfe					
AccDeprec-Buildings-Wharf Impr					
AccDeprec-Canopy Structures					
Accumulated Depreciation-Build	47,090,688.12	46,799,052.45	45,056,890.55	291,635.67	2,033,797.57
Furnishings & Equipment					
All Tools	528,231.08	528,231.08	528,231.08		
Communications Equip	6,973,067.58	6,066,270.58	6,175,119.86	6,797.00	102,052.28
Computer Equip	16,206,672.56	16,206,672.56	16,206,672.56		8,969.70
Crate Equip	1,067,379.86	1,067,379.86	1,058,410.16		591,217.00
Furnishings & Office Equip	1,821,145.00	1,821,145.00	1,229,928.00		
Forklift Equip					
Generator Relocation Cost					
Generator Sets	1,167,056.25	1,167,056.25	1,167,056.25		
Hand Tools	14,832.85	14,832.85	14,832.85		
Load & Unload Equip	2,852.00	2,852.00	2,852.00		
Mowing Equip	6,999.00	6,999.00	6,999.00		1.00-
Other Equip	1,839,704.78	1,839,704.78	1,839,705.78		
Power Tools	17,772.56	17,772.56	17,772.56		24,437.00
Safety Equip	39,427.95	39,427.95	39,427.95		2,405.50-
Shop Equip	337,319.15	337,319.15	339,724.65		
Tractors	2,970,216.97	2,970,216.97	2,970,216.97		24,690.00-
Tractors & Motor Equip	1,836,575.87	1,851,765.87	1,861,265.87	15,190.00-	24,690.00-
Furnishings & Equipment	33,929,253.46	33,937,646.46	33,433,778.54	8,393.00-	495,474.92
Accumulated Depreciation-Furni					
AccDeprec-Air Tools	491,768.31-	490,983.29-	486,273.17-	785.02-	5,495.14-
AccDeprec-Communications Eqt.					

	Amount Current	Last Month End	Amount End	Last Year End	Change This Month	Change This Year
AccDeprec-Computer Equip	1,318,998.39	1,279,536.05	1,172,125.78	1,172,125.78	39,462.34	146,872.61
AccDeprec-Crane Equip	6,516,871.62	6,414,931.22	5,802,816.62	5,802,816.62	101,950.47	714,055.07
AccDeprec-Furnishings & Office	578,633.21	567,339.42	519,140.73	519,140.73	11,303.79	59,492.47
AccDeprec-Forklift Equip	813,707.55	798,533.70	707,476.20	707,476.20	15,173.85	106,231.35
AccAmort-Gantry 3 Relocation C						
AccDeprec-Generator Sets	256,604.14	250,130.50	211,218.66	211,218.66	6,483.64	45,385.48
AccDeprec-Hand Tools	10,190.38	10,039.75	9,555.97	9,555.97	90.63	634.41
AccDeprec-Load & Unload Equip	618.02	594.25	451.63	451.63	23.77	166.39
AccDeprec-Mowing Equip	4,549.35	4,432.70	3,732.80	3,732.80	116.65	816.55
AccDeprec-Other Equip	1,157,461.10	1,146,680.71	1,082,001.53	1,082,001.53	10,780.39	75,459.57
AccDeprec-Power Tools	4,197.50	3,728.12	8,834.19	8,834.19	1,175.24	1,227.88
AccDeprec-Safety Equip	188,662.91	186,680.23	1,784.60	1,784.60	469.38	2,412.90
AccDeprec-Shop Equip	1,303,474.77	1,281,322.92	1,180,689.65	1,180,689.65	1,982.68	7,973.26
AccDeprec-Tractors	874,644.14	871,755.14	1,448,411.82	1,448,411.82	22,151.85	155,062.92
AccDeprec-Vehicles & Motor Equ			871,755.14	871,755.14	2,889.00	104,188.17
Accumulated Depreciation-Furni	13,530,443.53	13,316,604.83	12,104,969.32	12,104,969.32	213,838.70	1,425,474.21
Capital Leases						
Capital Leases						
Capital Leases						
Capital Leases						
Accumulated Amortization-Capit						
AccAmort-Capital Leases						
Accumulated Amortization-Capit						
Pension-Deferred Outflows Res	5,292,446.00	5,292,446.00	5,292,446.00	5,292,446.00		
Pension-Deferred Outflows Res	5,292,446.00	5,292,446.00	5,292,446.00	5,292,446.00		
Property, Plant & Equipment	123,445,127.58	123,958,994.95	126,294,142.44	126,294,142.44	513,867.37	2,849,014.86
Total Assets	179,438,315.58	179,265,399.68	176,554,204.85	176,554,204.85	172,915.90	2,884,110.73
Total Liabilities & Capital						
Current Liabilities						
Accounts Payable	132,096.16	136,096.16	336,563.37	336,563.37	4,000.00	204,467.21
Accounts Payable Custom	1,760,359.42	2,396,652.16	2,231,999.11	2,231,999.11	636,292.74	471,639.69
Accounts Payable GSA	74.86	966.52			891.66	74.86
Accounts Payable Others						
Accounts Payable Trade						
Received Not Vouchered						
Accounts Payable	1,892,530.44	2,533,714.84	2,568,562.48	2,568,562.48	641,184.40	676,032.04
Current Loan Payable						
Current ANZ (USDA) Loan Payabl	95,691.44	114,743.52	226,279.10	226,279.10	19,052.08	130,587.66
Current ANZ (USDA) 12M Loan Payabl	284,938.40	340,619.98	676,128.18	676,128.18	55,681.58	391,189.78
CU ANZ (USDA) 10M SLE Loan Payable	499,095.02	596,431.04	1,171,911.98	1,171,911.98	97,336.02	672,816.96
CU BOG 2M USDA Direct Loan	116,460.61	139,542.71	276,582.73	276,582.73	23,082.10	160,122.12



	Amount Current	Last Month End	Amount Last Year End	Change This Month	Change This Year
Reserve Shortage/Property Dama Lease Payable - GEDA					
Other Current Liabilities					
Current Liabilities	5,643,619.74	6,320,831.13	7,539,561.65	677,211.39-	1,895,941.91-
Non Current Liabilities					
Long Term Accrued Expenses					
Unfunded Retirement Contributions	41,187,280.00	41,187,280.00	41,187,280.00		
Accrued Vacation Pay - Long Term	444,045.40	444,045.40	444,045.40		
Accrued Sick Leave (DC) - Long Term	1,893,140.63	1,893,140.63	1,893,140.63		
Long Term Accrued Expenses	43,524,466.03	43,524,466.03	43,524,466.03		
Pension-Deferred Inflow of Res					
Pension-Deferred Inflow of Res					
Pension-Deferred Inflow of Res					
Capital Lease Obligations					
Capital Lease Obligations					
Capital Lease Obligations					
Capital Lease Obligations					
Capital Lease Obligations					
Long Term Loan Payables					
LT-ANZ (USDA) Loan Payable 3.5	2,035,075.41	2,035,075.41	2,035,075.41		
LT-ANZ (USDA) Loan Payable 12M	8,612,503.58	8,612,503.58	8,612,503.58		
LT-BOG SLF Loan Payable 10M	6,958,877.73	6,958,877.73	6,958,877.73		
LT-BOG \$2M USDA Direct Loan	1,157,418.32	1,157,418.32	1,157,418.32		
Long Term Loan Payables	18,763,875.04	18,763,875.04	18,763,875.04		
Long Term Bond Payables					
LT-2018 BOND Payable					
LT-2018 BOND Cost of Issuance					
LT-2018 BOND Premium					
Long Term Bond Payables					
Non Current Liabilities	62,288,341.07	62,288,341.07	62,288,341.07		
Capital Contributions & Equity					
Contributions-Local Government					
Contributions-Land	3,563,000.00	3,563,000.00	3,563,000.00		
Contributions-Property & Equip	13,483,688.19	13,483,688.19	13,483,688.19		
Contributions-General Fund	109,000.00	109,000.00	109,000.00		
Contributions-G.F.P.A.	7,000.00	7,000.00	7,000.00		
Contributions-PAG (Portion of					
Contributions-Local Government	17,567,358.64	17,567,358.64	17,567,358.64		
Contributions-Federal Government					
Contributions-U.S. Govt Rehab	10,321,126.26	10,321,126.26	10,321,126.26		
Contributions-Economic Develop	1,492,676.57	1,492,676.57	1,492,676.57		

	Amount Current	Last Month Amount End	Last Year Amount End	Change This Month	Change This Year
Contributions-U.S. Department	6,508,875.60	6,508,875.60	6,508,875.60		
Contributions-U.S. Govt-Fema	53,763.30	53,763.30	53,763.30		
Contributions-Federal Governme	18,376,441.73	18,376,441.73	18,376,441.73		
Accumulated Earnings	20,085,451.75	20,085,451.75	20,085,451.75		
Accumulated Earnings (Deficit)	90,867,948.51	90,867,948.51	90,867,948.51		
Accumulated Earnings	70,782,496.76	70,782,496.76	70,782,496.76		
Net Earnings (Loss)	4,780,057.64	3,929,930.35	5.00	850,127.29	4,780,052.64
Capital Contributions & Equity	111,506,354.77	110,656,227.48	106,726,302.13	850,127.29	4,780,052.64
Total Liabilities & Capital	179,438,315.58	179,265,399.68	176,554,204.85	172,915.90	2,884,110.73

PORT OF GUAM  
AGING SUMMARY

AS OF 4/30/2018

Number	Name	Open	Current	31 - 60	61 - 90	91 - 120	Over 120	Amount	Date	Remarks
14526	Cementon Micronesia, LLC	\$233,894.86					\$233,894.86	\$225,863.70	7/2/2018	All past due balances cleared except for interest invoices in July 2018. Working on collecting interest.
14405	KVOG Broadcasting/MCS, LLC	\$114,745.97	-\$0.16				\$114,746.13	\$45.36	11/14/2012	Sent to Legal for collection
7376	Matson Navigation Co.	\$4,004,654.07	\$3,804,234.28	\$108,617.49	\$2,015.41		\$89,786.89	\$819,188.19	6/28/2018	Corresponding through email. Second notice will be processed and sent out.
7384	Marianas Steamship Agency	\$1,113,518.95	\$1,018,390.30	\$4,827.74	\$24.30	\$1,810.25	\$88,466.36	\$110,717.57	7/6/2018	Working with agent through email correspondence to have past due balances cleared.
15388	Guam Industrial Serv. Inc.	\$117,495.27	\$12,378.52	\$11,760.00	\$36,656.75	\$11,760.00	\$44,940.00	\$44,940.00	5/30/2018	Late notice will be processed and sent out.
11848	Fantasea Charters/Velez, A	\$18,307.91	-\$0.33				\$18,308.24	\$25.00	5/5/2016	Preparing documents to refer customer to collections.
15240	AVANTI MARINE SPORTS	\$14,869.05					\$14,869.05	\$1,874.25	3/4/2016	Preparing documents to refer customer to collections.
13422	Department of Agriculture	\$14,765.40					\$14,765.40	\$14,765.40	5/3/2018	Account brought current in May 2018.
13044	Smithbridge Guam, Inc.	\$35,378.80	\$668.44	\$6,874.83	\$8,861.95	\$6,829.03	\$12,144.55	\$5,868.92	7/6/2018	Account brought current in May 2018.
14542	Heavy Equipment Rental Opt	\$11,791.11					\$11,791.11	\$102.08	3/22/2017	Preparing documents to refer customer to collections.
7106	Shell Guam, Inc.	\$13,650.00		\$1,950.00	\$1,950.00	\$1,950.00	\$7,800.00	\$1,950.00	11/4/2011	Pending legal contract.
11776	Customs and Quarantine Age	\$9,434.88		\$449.28	\$898.56	\$449.28	\$7,637.76			
9620	Alupang Beach Club	\$6,918.48	\$586.44	\$306.20	\$308.30	\$260.40	\$5,457.14	\$287.51	7/6/2018	Late notice sent 04/27/18. Corresponding by email with Joy regarding past due balances.
13336	Guam Lucky Strike, Inc./Jo	\$4,451.67					\$4,451.67	\$525.00	12/2/2016	Unable to contact customer. Second notice will be sent out and process.
13641	M.A.Y. (Guam) Inc.	\$3,544.81					\$3,544.81	\$400.28	1/8/2016	Preparing documents to refer customer to collections.
7341	Amblyth Shipping & Trading	\$307,026.82	\$191,329.62	\$109,360.23	\$2,897.64	\$70.94	\$3,368.39	\$116,705.88	7/3/2018	4/26/18 - Reminder sent by email for past due invoices.
14283	Brand, Inc.	\$3,176.38	\$53.15		\$142.19	\$186.16	\$2,794.88	\$1,111.00	7/6/2018	Preparing documents to refer customer to collections.
14382	Sepety, Uivess Y.	\$1,703.75					\$1,703.75	\$100.00	11/8/2016	Second notice will be processed and sent out.
14922	Jack Michael	\$1,495.00					\$1,495.00	\$500.00	9/20/2016	Late notice will be processed and sent out.
7886	Guam Transport & Warehouse	\$2,898.75		\$588.00	\$588.00	\$588.00	\$1,134.75	\$58.44	2/23/2018	Commercial working with customer regarding past due balances.
14364	P.S.V. Corp./Joo, Gi Burn	\$4,041.60	\$123.90	\$998.36	\$1,021.26	\$952.56	\$945.52	\$2,991.83	1/19/2018	Final notice to be processed and sent out.
15523	Ly, Quang Minh	\$1,350.00	\$112.50	\$137.50	\$137.50	\$137.50	\$825.00	\$662.50	6/11/2018	Unable to contact customer. Final notice already sent out.
15300	Berg, Julia	\$1,630.00	\$220.00	\$220.00	\$220.00	\$220.00	\$750.00	\$1,875.00	5/9/2018	Account brought current in May 2018.
15563	Tereas, Jeremy	\$412.50	-\$137.50				\$550.00	\$687.50	4/11/2018	Attempts will be made to contact customer.
14368	Tyco Electronics Subsea Co	\$28,545.33	\$233.06	\$13,910.40	\$13,910.40		\$471.47	\$189.80	6/20/2018	Pending dispute review.
15095	Chen, Steven	\$693.98	\$70.00	\$70.00	\$70.00	\$70.00	\$413.98	\$2,908.89	11/15/2017	Attempted to contact customer, no answer. Late notice will be processed and sent out.
15651	Barcenilla, Roland/Gerylin	\$412.50					\$412.50			Second notice sent 4/27/18.







13030	South Pacific Petroleum Co	-\$29,896.42	-\$29,896.42							\$29,742.00	6/20/2018	
13081	Watanabe, Akio/Fontana & C	-\$128.00	-\$128.00							\$147.00	4/10/2017	
13121	Tidewater Distributors Inc	\$446.54	\$446.04	\$0.50						\$5,510.61	6/8/2018	
13190	GENTLY BLUE DIVING SHOP	-\$83.85	-\$102.67	\$9.41	\$9.41					\$122.33	12/13/2017	
13191	Agnon, Sonja V. or Paul SN	-\$713.19	-\$736.09	\$22.90						\$280.00	5/30/2018	
13202	Department of Administrati	-\$30.00	-\$30.00							\$3,434.52	7/9/2018	
13314	Island Certs Corporation	-\$1,287.50	-\$1,287.50							\$50.00	4/30/2018	
13405	Jae Hoon Corp.									\$350.64	7/5/2018	
13484	MOMO Corp.									\$116.88	4/24/2018	
13532	Ahlf, Douglas J.	\$200.00	\$50.00	\$50.00	\$50.00	\$50.00	\$50.00			\$200.00	5/2/2018	
13537	Wang, Jackie	\$942.38	\$358.24	\$185.00	\$214.14	\$185.00				\$1,177.38	5/4/2018	
13545	Perez, Vincent T./Vern Per	-\$600.00	-\$600.00							\$600.00	12/15/2017	
13653	Yu, Niko K.	-\$80.00	-\$120.00	\$40.00						\$410.00	2/14/2018	
13671	Landscape Management Syste									\$87.66	7/2/2018	
13677	Brown, Roy	-\$220.00	-\$220.00							\$174.45	5/17/2017	
13696	Lotus Pacifica Trading, In	\$15,986.39	\$15,986.39							\$780.00	7/6/2018	
13913	Skocumchuck Charters Inc.	-\$100.00	-\$100.00							\$188.16	7/2/2018	
13914	Dacanay, Ann R.	\$35.00		\$25.00						\$35.00	6/4/2018	
14013	Brandt, Jim or Bonnie	-\$137.50	-\$137.50							\$137.50	7/6/2018	
14061	AR Sunriser Canteen/Cateri	\$522.63	\$22.63	\$500.00						\$2,000.00	6/1/2018	
14064	Judiciary of Guam	-\$100.00	-\$100.00							\$100.00	3/23/2018	
14077	Asanuma Construction Ltd.,	\$350.64	\$350.64							\$175.32	2/22/2018	
14141	Core Tech International	-\$425.15	-\$425.15							\$81.93	9/1/2017	
14143	Salt Shaker Yacht Charter	-\$245.26	-\$245.26							\$269.30	7/6/2018	
14150	PIER, KENNETH	-\$114.60	-\$137.50							\$275.00	7/9/2018	
14161	Isia Trucking	\$1,176.00		\$588.00		\$588.00				\$588.00	7/5/2018	
14171	Norton Lilly International	\$157,031.22	\$150,626.98	\$6,404.24						\$5,322.53	7/5/2018	
14210	Kaneshiro, Roger J., D.D.S	-\$640.00	-\$640.00							\$960.00	1/10/2018	
14290	DGX	-\$101.84	-\$101.84							\$411.60	6/11/2018	
14299	CANTON CONSTRUCTION	-\$67.28	-\$67.28							\$33.64	4/13/2018	
14381	Apra Dive & Marine Sports,	\$5,011.49	\$1,071.89	\$1,969.80		\$1,969.80				\$2,000.00	6/20/2018	
14384	Auto Marine Inc.	\$1,184.35	\$430.61	\$405.13		\$348.61				\$1,000.00	3/16/2018	
14409	Robinson, Merle Ann	\$25.00	\$25.00							\$192.00	3/14/2018	
14431	Quinata, Carlos/Amber Heri	\$724.56	\$349.56	\$125.00						\$862.50	11/21/2017	
14443	Moritz, Lance	-\$100.00	-\$100.00							\$450.00	5/22/2018	
14447	Flores, Paul A	-\$50.00	-\$50.00							\$50.00	6/28/2018	
14453	Paradis, Guy R.	\$220.00	\$220.00							\$245.00	6/21/2018	
14489	American Grocery									\$58.44	5/18/2018	
14507	Guam Home Center	-\$218.57	-\$218.57							\$740.96	8/18/2017	
14527	UMS Heavy Equipment Rental	\$469.01	\$263.21							\$29.22	5/21/2018	
14533	Brochon, Michael	\$160.00	\$40.00	\$40.00	\$40.00	\$40.00	\$40.00			\$465.00	2/17/2017	

14534	Martin, Dwight	\$75.00	\$50.00							\$500.00	3/23/2018	
14535	Young, Dione & Jerry	\$100.00				\$25.00	\$100.00			\$150.00	6/22/2018	
14537	Fredrick, Bruce & Dianne	\$490.00	\$245.00	\$220.00		\$25.00	\$810.00			\$810.00	5/21/2018	
14570	Tertle, Glenn	-\$137.50	-\$137.50				\$137.50			\$137.50	1/4/2018	
14610	U.S. Department of Homeland	\$33,496.23	\$18,987.94	\$14,508.29			\$33,726.54			\$33,726.54	6/13/2018	
14633	Eusebio, Ricardo B.	\$550.00	\$550.00				\$137.50			\$137.50	7/9/2018	
14642	Tristar Terminals Guam, In	\$221,549.88	\$221,549.88	\$220.00			\$183,856.58			\$183,856.58	6/28/2018	
14663	Cafky, James W. & Melvia	\$440.00	\$220.00	\$220.00			\$25.00			\$25.00	6/20/2018	
14776	MARAD	-\$169.45	-\$169.45									
14778	IP&E Holding LLC	-\$488,946.17	-\$488,946.17							\$5,814.03	7/6/2018	
14791	Fong, Francis L	\$53.32	-\$20.17	\$22.90			\$620.00			\$620.00	5/21/2018	
14820	Underwater World	\$212.50	\$212.50				\$425.00			\$425.00	6/11/2018	
14861	Taisacan, Nicholas	\$220.00	\$220.00				\$440.00			\$440.00	5/17/2018	
14907	Taitano, John	-\$358.00	-\$379.00	\$21.00			\$71.00			\$71.00	7/6/2018	
14909	Propacific Builder Corpora	\$80.34	\$80.34				\$80.34			\$80.34	6/4/2018	
14911	Royal Cargo Guam, LLC						\$55.37			\$715.00	6/14/2018	
14963	Castro, Jesse AR	\$25.00	\$25.00	\$50.00			\$960.00			\$960.00	2/22/2017	
14968	Nguyen, Hoa Van	\$120.00	-\$30.00	\$50.00			\$79.97			\$79.97	3/23/2018	
15079	McDermott, Brian	\$25.00	\$25.00				\$165.00			\$165.00	5/31/2018	
15088	Shida, Paul H.	\$25.00	\$25.00				\$220.00			\$220.00	6/6/2018	
15103	Collier, Ernest	-\$255.00	-\$255.00				\$6,000.00			\$6,000.00	12/22/2017	
15152	SUNNY SIDE UP GUAM INC.	-\$4,790.00	-\$4,790.00				\$600.00			\$600.00	1/8/2018	
15205	RIDLON, DANIEL A	-\$400.00	-\$1,310.00				\$1,560.00			\$1,560.00	1/18/2018	
15326	Campus, Hieu	-\$1,310.00	-\$1,310.00				\$564.48			\$564.48	6/19/2018	
15327	Petrick, Phillip R.	\$564.48	\$141.12	\$282.24		\$141.12	\$2,714.75			\$2,714.75	7/2/2018	
15334	KALS Corporation	-\$45,247.79	-\$45,247.79				\$680.00			\$680.00	7/2/2018	
15370	J524 Inc./Layla Dolphin Cr	\$680.00	\$340.00	\$340.00			\$600.00			\$600.00	7/3/2018	
15433	Pleske, Burghard	-\$450.00	-\$450.00				\$255.25			\$255.25	8/18/2016	
15480	L & P Corporation	-\$0.05	-\$0.05				\$137.50			\$137.50	6/28/2018	
15511	Anderson, Mark A.	\$137.50	\$137.50				\$275.00			\$275.00	6/28/2018	
15526	Ovalles, Victor	\$412.50	\$137.50	\$137.50			\$50.00			\$50.00	2/14/2018	
15529	Santiago, Jarcisia	-\$50.00	-\$50.00				\$50.00			\$50.00	1/27/2017	
15537	Fitzgerald, Stephen	-\$50.00	-\$50.00				\$800.00			\$800.00	6/19/2018	
15541	Island Cargo Support						\$137.50			\$137.50	6/7/2018	
15549	Regis, John F.	-\$237.50	-\$237.50				\$380.10			\$380.10	6/22/2018	
15593	Guam Ocean Adventures, LLC	\$330.54	\$24.78	\$305.76			\$412.50			\$412.50	3/21/2018	
15594	Mcvey, Troy	-\$275.00	-\$275.00				\$50.00			\$50.00	6/13/2017	
15597	Gorman, John T.	-\$50.00	-\$50.00				\$3,062.40			\$3,062.40	5/30/2018	
15600	Island Breath	\$9,085.12	\$9,085.12	\$264.60			\$800.00			\$800.00	3/22/2018	
15612	Churchill, Charles D.	-\$854.80	-\$1,119.40				\$220.00			\$220.00	1/25/2018	
15613	Driscoll, Myles O./Kelly L	\$660.00	\$220.00	\$220.00								

15620	Saito, Minoru	-\$300.00	-\$450.00	\$150.00					\$600.00	3/6/2018
15628	Bato, Mark	-\$50.00	-\$50.00						\$50.00	4/19/2018
15656	Shimizu, Janice	-\$50.00	-\$50.00						\$50.00	4/16/2018
15664	Cook, David S.	-\$10.00	-\$10.00						\$10.00	11/29/2017
15665	Campos, Jesus Francisco II	-\$50.00	-\$50.00						\$50.00	5/31/2018
15674	Ching, Donald	-\$50.00	-\$50.00						\$15.00	2/20/2018
15677	Reinhardt, Kyle Christophe	-\$50.00	-\$50.00						\$50.00	3/26/2018
15682	Marges, Liying D. T.	-\$50.00	-\$50.00						\$390.96	6/27/2018
15692	Jo, Myeongsoon	-\$324.23	-\$324.23							
15694	Hocog, Gerry J.	-\$50.00	-\$50.00							
15697	Linden Dolphin Cruise	\$187.09	-\$1,621.47	\$1,808.56					\$187.09	6/4/2018
15698	Poseidon's Maidens Charter	\$425.00	\$212.50	\$212.50					\$212.50	6/29/2018
15699	Shut Up and Fish Guam	\$87.50	\$87.50						\$350.00	3/27/2018
15701	Granite Construction	-\$0.01	-\$0.01						\$7,746.13	4/17/2018
15704	Halmi, Anthony Villagomez	-\$275.00	-\$275.00						\$137.50	6/28/2018
15707	Benavente, Kathleen	\$3,418.74		\$3,418.74					\$58.44	3/14/2018
15708	HMR Guam Inc.	\$1,227.24		\$1,227.24						
15709	Sam, Gerald L.	-\$201.62	-\$201.62						\$201.62	3/14/2018
15713	SCHPER, ROBERT I.	-\$50.00	-\$50.00						\$50.00	3/16/2018
15715	MCLARNIN, ROBERT JAMES	-\$60.00	-\$60.00						\$60.00	3/21/2018
15717	Plate, Laura M/Douglas	-\$137.50	-\$137.50						\$137.50	7/9/2018
15718	Larsen, Helge	-\$900.00	-\$900.00						\$1,150.00	3/27/2018
15722	Butler, Stephen	-\$660.00	-\$660.00						\$440.00	6/15/2018
15723	Roa, Junriel G.								\$116.88	4/5/2018
15726	Garrido, Keoni L.	-\$50.00	-\$50.00						\$50.00	4/20/2018
15727	Cosas DI Famiglia Holdings	\$1,530.00	\$1,530.00						\$2,550.00	6/19/2018
15730	Seo, Won Sok	-\$50.00	-\$50.00						\$50.00	4/28/2018
15731	Lewis, James	-\$50.00	-\$50.00						\$50.00	4/25/2018
15732	Camacho, Christian	-\$50.00	-\$50.00						\$50.00	4/26/2018
15734	Briggs, Tommy R.	-\$50.00	-\$50.00						\$50.00	4/27/2018
	TOTAL	\$8,371,179.18	\$7,199,410.13	\$312,249.97	\$141,439.06	\$27,190.48	\$690,889.54			



Port Authority of Guam  
Accounts Payable Summary

Supplier	Supplier Name	Phone	Co	Balance Open	Current	61 - 90	91 - 120	Aging 121 - 0	Over 0
13196	Pacific Human Res	671 6376906/7/8	00050	614.13	614.13				
15668	Pacific Welding M	671 4774365/47222	00050	425.00	425.00				
12184	Pacific Welding S	671 4774365/47222	00050	275.00	275.00				
1315	Paintco Incorpota	671 4723770/7771	00050	14684.00	14684.00				
14031	Phillips and Bord	671 4772223	00050	73848.68	73848.68				
14631	Public Utilities	671 4721907	00050	12575.90	12575.90				
1161	PEREZ, DORA J.C.	671 4775931/EXT20	00050	350.00	350.00				
13341	PTI PACIFIC INC.		00050	1383.00	1383.00				
13428	R & R Plus Co.	671 6468295 (HENRY	00050	930.00	930.00				
15144	K&E GARCIA LLC, D	671 6469287	00050	1680.75	948.75				732.00
12301	Rainbow Paints, Su	671 6496000	00050	495.00	495.00				
10823	Reaction Supply C	671 4725651	00050	3853.50	3853.50				
13624	Sam Duk Corporati	671 6460435	00050	900.00	900.00				
13030	South Pacific Pac	671 4728871 (OPERA	00050	33854.81	33854.81				
11017	Speed Way Machine	671 6495364 (BERNI	00050	915.00	915.00				
14275	Sun Tees	671 6461635	00050	351.05		351.05			
2023	SANTAS, RUDOLPH C.	671 477-3270	00050	350.87	335.87				350.00
1748	SANDLIN, JAMES A.	671 4775931	00050	1090.00	1090.00				
15630	SOURCE RITE INC	671 777-2262	00050	50.00	50.00				
13398	Teriaje, Miguel T	671 6495680	00050	604.40	604.40				
11835	The Tire Depot		00050	10477.76	10477.76				
12043	Treasurer of Guam	671 6468233	00050	68.00	68.00				
14043	Triple J. Motors	671 6496050	00050	199.64	199.64				
14642	Tristar Terminals	671 5652300	00050	990.39	504.27				486.12
1615	Trstair Terminals	671 6388133 (CHRIS	00050	2039.00	2039.00				
2020	Trstair Terminals	671 788-7054	00050	350.00					350.00
1900	FALLERON, NIKKI A	671 777-9158	00050	100.00	100.00				
13432	TRACH AUTO AIR COR	671 6469664	00050	1160.00	1160.00				
13432	TRACH ME GUAM, LL	671 6496345	00050	2610.00	2610.00				
11923	Unilek Environmen	671 5653151 (LEROY	00050	103610.00	25057.14				103610.00
11956	Workers Compensat	671 4779456/9495	00050	27687.14	4354.44				2630.00
7253	Xerox Corporation	671 4779456/9495	00050	4354.44	4354.44				
Port Authority of Guam				1760359.42	437778.85	351.05			1322229.52
Grand Total				1760359.42	437778.85	351.05			1322229.52

# PORT AUTHORITY OF GUAM

Crane Surcharge					9.50%	BOG 0101-330971 50.1122.BOGCRANE	
60.5851					Sinking	Bank Bal.	
Date	Description	Amount	Balance	Remarks	Fund	Amount	Date
9/30/2017	Balance Forwarded		(908,173.42)		3,926,567.26	4,883,632.60	
10/20/2017	Loan Payment	(101,426.79)	(1,009,600.21)				
10/31/2017	Pola Insurance Prem	(260,000.00)	(1,269,600.21)			204,190.30	10/4/2017
10/31/2017	Revenues	494,843.35	(774,756.86)			344,045.55	10/25/2017
10/31/2017	Depreciation	\$ (66,666.67)	(841,423.53)			544.41	10/31/2017
10/31/2017	Pola 14 Exp 70.8390	(8,866.77)	(850,290.30)				
	Pola 16 Exp 70.8391	\$ (13,274.48)	(863,564.78)				
	Pola 17 Exp 70.8392	\$ (8,334.50)	(871,899.28)				
10/31/2017	Reserve	\$ (47,010.12)	(918,909.40)		47,010.12		
	PMC	\$ -	(918,909.40)				
11/20/2017	Loan Payment	(101,426.79)	(1,020,336.19)			140,800.00	11/14/2017
11/30/2017	Revenues	496,645.40	(523,690.79)			23,655.86	11/22/2017
11/30/2017	Depreciation	\$ (66,666.67)	(590,357.46)			566.15	11/30/2017
11/30/2017	Pola 14 Exp 70.8390	(18,535.85)	(608,893.31)			468,998.64	11/30/2017
	Pola 16 Exp 70.8391	\$ (14,875.66)	(623,768.97)				
	Pola 17 Exp 70.8392	(17,380.50)	(641,149.47)				
11/30/2017	Reserve	(47,181.31)	(688,330.78)		47,181.31		
	PMC	-	(688,330.78)				
12/20/2017	Loan Payment	(101,426.79)	(789,757.57)				
12/31/2017	Revenues	589,306.12	(200,451.45)				
12/31/2017	Depreciation	\$ (66,666.67)	(267,118.12)				
12/31/2017	Pola 14 Exp 70.8390	(4,152.73)	(271,270.85)				
	Pola 16 Exp 70.8391	\$ (8,209.20)	(279,480.05)			381,241.16	12/6/2017
	Pola 17 Exp 70.8392	\$ (4,967.32)	(284,447.37)			185,924.31	12/20/2017
12/31/2017	Reserve	\$ (55,984.08)	(340,431.45)		\$ 55,984.08	23,964.24	12/29/2017
	PMC	-	(340,431.45)			683.67	12/31/2017
1/20/2018	Loan Payment	(101,426.79)	(441,858.24)				
1/31/2018	Revenues	460,338.30	18,480.06				
1/31/2018	Depreciation	\$ (66,666.67)	(48,186.61)				
1/31/2018	Pola 14 Exp 70.8390	(51,670.59)	(99,857.20)			706.77	1/31/2018
1/31/2018	Pola 16 Exp 70.8391	\$ (60,425.57)	(160,282.77)				
1/31/2018	Pola 17 Exp 70.8392	\$ (26,388.23)	(186,671.00)				
1/31/2018	Reserve	(43,732.14)	(230,403.14)		43,732.14		
1/31/2018	PMC	\$ (38,738.71)	(269,141.85)				
2/20/2018	Loan Payment	(101,426.79)	(370,568.64)				
2/28/2018	Revenues	\$ 451,382.86	80,814.22				
2/28/2018	Depreciation	\$ (66,666.67)	14,147.55				
2/28/2018	Pola 14 Exp 70.8390	(16,808.51)	(2,660.96)				
2/28/2018	Pola 16 Exp 70.8391	\$ (13,141.30)	(15,802.26)				
2/28/2018	Pola 17 Exp 70.8392	(6,634.69)	(22,436.95)				
2/28/2018	Reserve	(42,881.37)	(65,318.32)		\$ 42,881.37	638.52	2/28/2018
2/28/2018	PMC	\$ (8,374.00)	(73,692.32)				
3/20/2018	Loan Payment	(101,426.79)	(175,119.11)				
3/31/2018	Revenues	494,773.15	319,654.04				
3/31/2018	Depreciation	\$ (66,666.67)	252,987.37				
3/31/2018	Pola 14 Exp 70.8390	\$ (19,565.44)	233,421.93				
3/31/2018	Pola 16 Exp 70.8391	\$ (24,871.06)	208,550.87				
3/31/2018	Pola 17 Exp 70.8392	\$ (30,030.68)	178,520.19				
3/31/2018	Reserve	\$ (47,003.45)	131,516.74		\$ 47,003.45	707.00	3/31/2018

# PORT AUTHORITY OF GUAM

<b>Crane Surcharge</b>					9.50%	BOG 0101-330971 50.1122.BOGCRANE	
60.5851					Sinking	Bank Bal.	
Date	Description	Amount	Balance	Remarks	Fund	Amount	Date
3/31/2018	PMC	\$ (45,362.65)	86,154.09				
4/20/2018	Loan Payment	(101,426.79)	(15,272.70)				
4/30/2018	Revenues	482,778.15	467,505.45				
4/30/2018	Depreciation	\$ (66,666.67)	400,838.78				
4/30/2018	Pola 14 Exp 70.8390	\$ (9,928.01)	390,910.77				
4/30/2018	Pola 16 Exp 70.8391	(14,201.37)	376,709.40				
4/30/2018	Pola 17 Exp 70.8392	(11,249.07)	365,460.33				
4/30/2018	Reserve	(45,863.92)	319,596.40		45,863.92	684.27	4/30/2018
4/30/2018	PMC	(40,224.35)	279,372.05				
					4,256,223.66	6,660,983.45	







**PORT OF GUAM**

*ATURIDAT I PUETTON GUAHAN*

**Jose D. Leon Guerrero Commercial Port**

1026 Cabras Highway, Suite 201, Piti, Guam 96925

Telephone: 671-477-5931/35 Facsimile: 671-477-2689/4445

Website: [www.portguam.com](http://www.portguam.com)



Eddie Baza Calvo  
Governor of Guam  
Ray Tenorio  
Lieutenant Governor

## **FINANCE-YTD- May 2018**

Financial Highlights

Income Statement

Balance Sheet

Accounts Receivable Aging Summary Report

Accounts Payable Summary

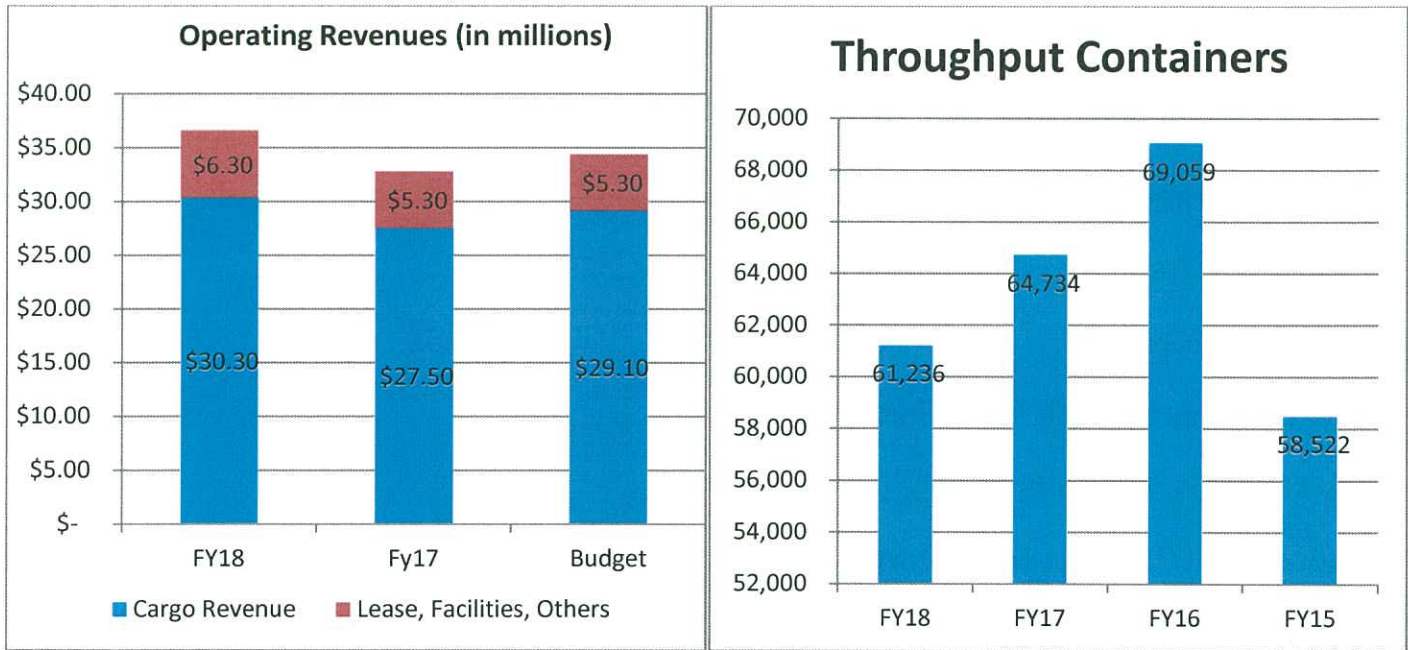
Budget Lift/Transfer Monthly Activities

Crane Surcharge Ledger

Facility Maintenance Ledger

## Financial Highlights – YTD May FY2018

### Operating Performance:



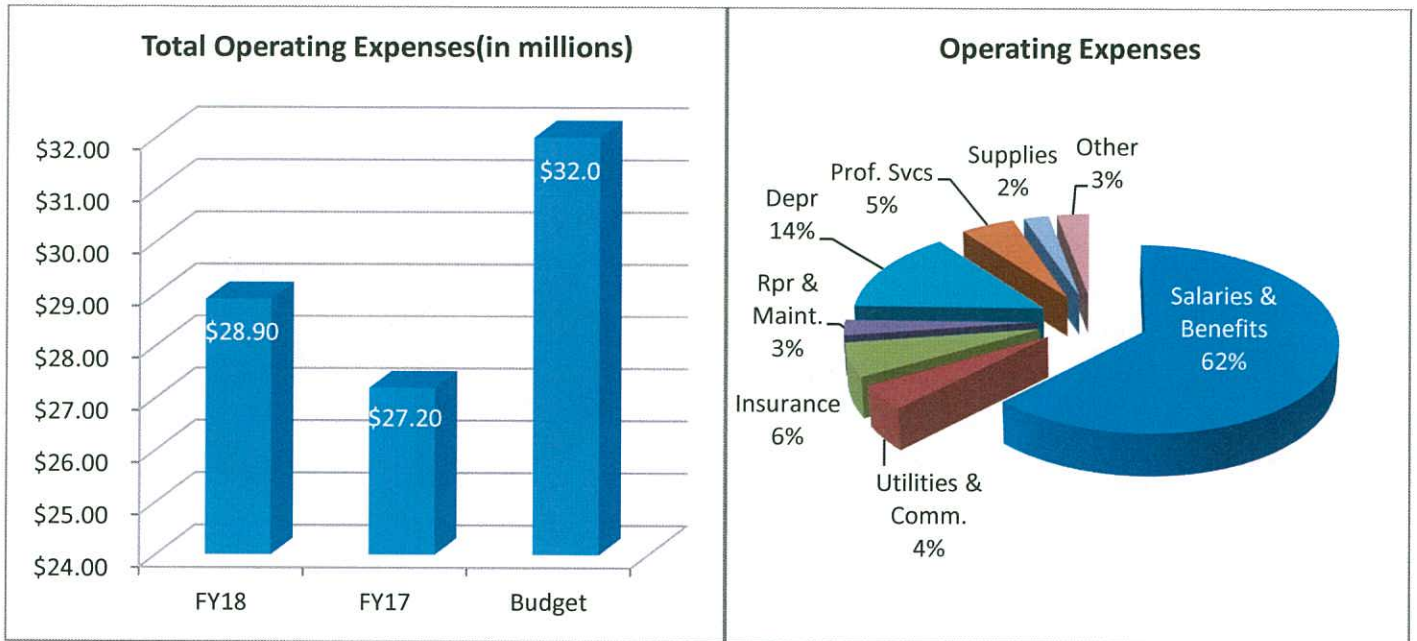
Total Operating Revenues as of May 2018 was \$36.6 million, which consist of \$30.3 million in cargo revenues and \$6.3 million in Facilities, Leases, and Other Services.

FY18 YTD cargo revenue is 10% higher than last year's total (\$27.5 mil) and 4% higher than Budget (\$29.1 mil).

FY18 YTD Facilities, Leases, and Other Services is 18% higher than last year's total (\$5.3 mil) and 19% higher than budget (\$5.3 mil).

Overall Operating Revenues as of May is 6% higher than Budget (\$34.4 mil) and 12% higher than last year's year to date May (\$32.8 mil).

Total number of containers handled as of May 2018 was 61,236 which is 5% lower compared to last year May 2017 total 64,734. **Compared to FY15 the number of containers handled increased 5%.**

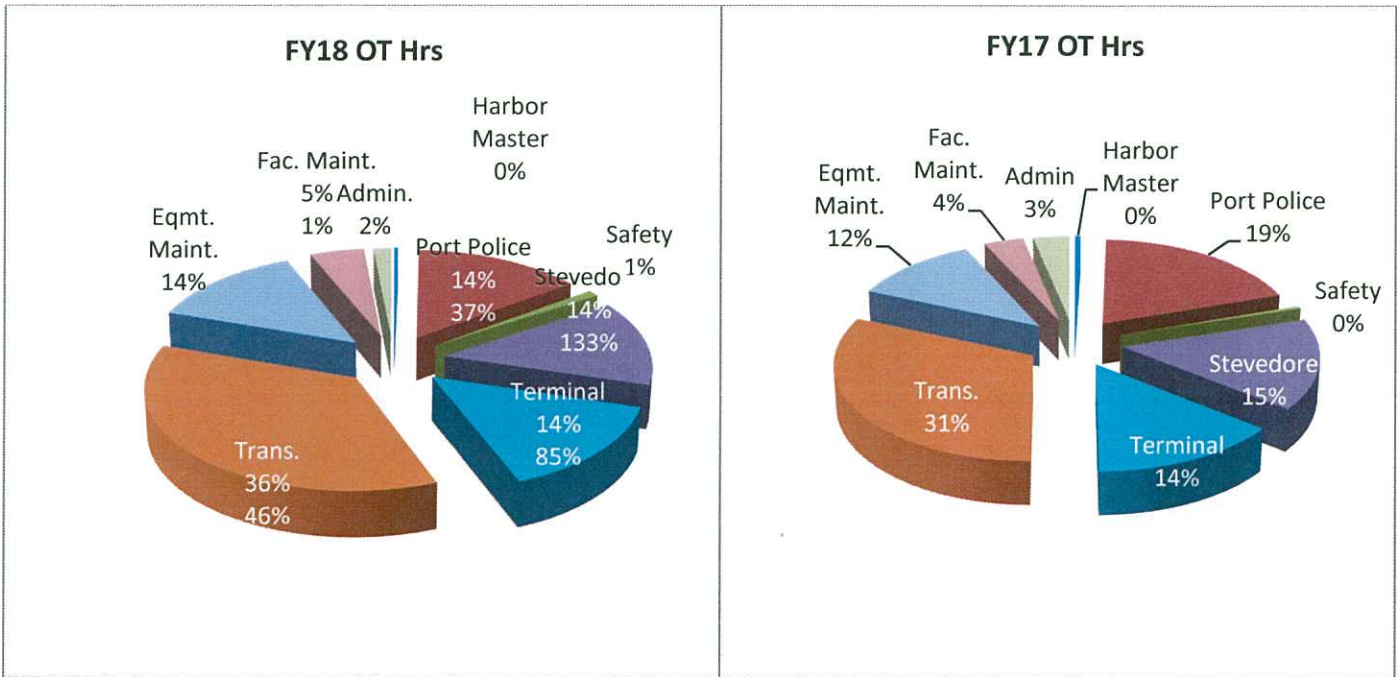


Total Operating Expenses as of May 2018 was \$28.9 million, which is 9% lower than Budget (\$32 mil) and 6% higher than last year's total operating expenses (\$27.2 mil).

Total Overtime as of May \$1.2 million which is 5% higher than last year May (\$1.1 million). Direct Labor Revenue as of May was \$2.4 million, which is 16% higher than last year and 4% higher than budget. Direct Labor charges are for services performed by Port employees under special service request and differentials under the throughput.

Below is the breakdown of overtime for each division/section for FY18 and FY17 as of May:

Section	FY18	FY17	Budget	OT Revenue
Harbor Master	3,817	5,506	6,000	0
Port Police	169,457	214,182	200,000	63,462
Safety	11,745	5,002	7,000	0
Stevedore-Cargo Handling	158,627	172,051	190,000	209,060
-Rigger	2,872	396	10,000	4,957
Terminal	169,476	159,057	200,000	144,471
Transportation-Superintendent	53,930	41,883	54,000	0
-Crane Operator	101,583	86,219	105,000	35,946
-Equipt Operator	251,253	193,067	261,000	158,066
-Dispatcher	17,049	29,937	30,000	0
Maint.-Crane Maint.	72,646	68,976	115,000	0
-Preventive Maint.	44,046	18,474	65,000	411
-Fleet Maint.	0	11,660	25,000	0
-Welders	42,023	30,937	45,000	416
Facility Maint.-Building	7,899	14,229	15,000	780
-Janitorial	2,597	2,410	5,000	0
-Elect./Refr.	44,512	23,710	40,000	0
Finance	14,201	19,232	20,000	61
Human Resources	953	3,882	0	0
Engineering	0	1,418	5,000	0
Procurement	72	2,438	2,500	0
Information Technology	2,802	10,107	5,000	0
<b>TOTAL</b>	<b>1,171,560</b>	<b>1,114,773</b>	<b>1,405,500</b>	<b>617,630</b>



Year to date Operating Revenues minus the Year to date Operating Expenses resulted to an Operating Income of \$7.7 million as of May 31, 2018.

Non Operating Revenues and Expenses consist of the following: \$2 million -Retirement contribution for COLA, Supplemental and Medical/Dental/Life Insurance expenses, \$698 thousand-Interest expense on loans and \$44k Interest Income. The net total of non operating expenses and revenues as of May is a negative \$2.6 million.

The Total Net Income as of May is \$5.1 million.

**Accounts Receivable Trade (net)** as of May 31, 2018 is \$7.3 million.

Aging Status is as follows: 87% - Current, 4% - over 30 days, 0% - over 60 days, 1% - over 90 days and 8% - over 120 days.

**Accounts Payable Trade** as of May 31, 2018 is \$1.9 million which is 6% higher than last month ending balance of \$1.76 million.

Port Authority of Guam  
Income Statement  
With Budget Comparison (Unaudited)  
8 Months Ending 053118

Current Month Actual	%	Last Year Actual	%	Budget	% Chng	Year to Date Actual	%	Last Year to Date			% Chng	Budget	% Chng
								Actual	%	Budget			
OPERATING REVENUES													
CARGO THROUGHPUT REVENUES													
1,753,881	37.4%	1,486,520	32.7%	1,492,864	0.17	12,440,242	34.0%	10,632,038	32.4%	17.0%	11,942,832	0.04	
217,098	4.6%	173,498	3.8%	241,790	(0.10)	1,532,622	4.2%	1,720,561	5.2%	-10.9%	1,934,320	(0.21)	
114,775	2.4%	35,265	0.8%	66,066	0.74	819,355	2.2%	523,292	1.6%	56.6%	528,528	0.55	
2,669	0.1%	1,351	0.0%	404	5.61	14,378	0.0%	3,202	0.0%	349.0%	3,232	3.45	
	0.0%												
14,889	0.3%	60,186	1.3%	46,360	(0.68)	338,823	0.9%	367,210	1.1%	-7.7%	370,880	(0.09)	
5,843	0.1%	5,286	0.1%	5,223	0.12	62,983	0.2%	41,373	0.1%	52.2%	41,784	0.51	
2,273	0.0%	751	0.0%	2,238	0.02	22,580	0.1%	17,724	0.1%	27.4%	17,904	0.26	
76	0.0%	60	0.0%	280	(0.73)	1,019	0.0%	2,219	0.0%	-54.1%	2,240	(0.55)	
14,883	0.3%	8,930	0.2%	7,500	0.98	93,869	0.3%	59,403	0.2%	58.0%	60,000	0.56	
2,126,365	45.4%	1,771,848	38.9%	1,862,715	0.14	15,325,871	41.9%	13,367,024	40.7%	14.7%	14,901,720	0.03	
OTHER CARGO RELATED REVENUES													
	0.0%		0.0%	245	(1.00)		0.0%	1,942	0.0%	-100.0%	1,960	(1.00)	
	0.0%		0.0%	88	(1.00)		0.0%	699	0.0%	0.0%	704	(1.00)	
249,241	5.3%	306,077	6.7%	323,204	(0.23)	2,087,261	5.7%	2,224,642	6.8%	-6.2%	1,893,646	0.10	
12,330	0.3%	12,185	0.3%	13,132	(0.06)	218,233	0.6%	104,012	0.3%	109.8%	105,056	1.08	
83	0.0%	290	0.0%	165	(0.50)	4,179	0.0%	1,305	0.0%	220.2%	1,320	2.17	
5,210	0.1%	2,084	0.0%	1,466	2.55	29,866	0.1%	11,611	0.0%	157.2%	11,728	1.55	
13,198	0.3%	10,998	0.2%	10,174	0.30	90,522	0.2%	80,585	0.2%	12.3%	81,392	0.11	
245,706	5.2%	279,029	6.1%	384,069	(0.36)	2,444,067	6.7%	2,102,320	6.4%	16.3%	2,360,646	0.04	
19,176	0.4%	15,783	0.3%	15,987	0.20	171,141	0.5%	126,627	0.4%	35.2%	127,896	0.34	
29,054	0.6%	59,305	1.3%	46,395	(0.37)	371,212	1.0%	386,757	1.2%	-4.0%	385,668	(0.04)	
488,878	10.4%	474,118	10.4%	466,629	0.05	3,655,771	10.0%	3,254,234	9.9%	12.3%	3,398,340	0.08	
63,938	1.4%	59,970	1.3%	61,511	0.04	480,477	1.3%	450,347	1.4%	6.7%	464,158	0.04	
18,203	0.4%	56,219	1.2%	38,586	(0.53)	149,164	0.4%	305,639	0.9%	-51.2%	308,688	(0.52)	
159,513	3.4%	129,977	2.9%	123,492	0.29	1,254,524	3.4%	978,154	3.0%	28.3%	987,936	0.27	
547,513	11.7%	559,618	12.3%	515,844	0.06	4,020,461	11.0%	4,085,889	12.5%	-1.6%	4,126,752	(0.03)	
1,852,042	39.5%	1,965,652	43.2%	2,000,987	(0.07)	14,976,877	40.9%	14,114,763	43.0%	6.1%	14,255,890	0.05	
3,978,427	84.9%	3,737,500	82.1%	3,863,702	0.03	30,302,748	82.8%	27,481,786	83.8%	10.3%	29,157,610	0.04	

Port Authority of Guam  
Income Statement (Unaudited)  
With Budget Comparison (Unaudited)  
8 Months Ending 053118

Current Month Actual	%	Last Year Actual	%	Budget	% Chng	NON OPERATING REVENUES FACILITIES	Year to Date Actual	%	Last Year to Date Actual	%	Chng	Budget	%
92,098	2.0%	93,877	2.1%	101,659	(0.09)	FACILITIES USAGE MOBIL	837,697	2.3%	813,276	2.5%	3.0%	813,272	0.03
229,878	4.9%	270,658	5.9%	225,000	(0.87)	FACILITIES USAGE TRISTAR	1,800,471	4.9%	1,795,662	5.5%	0.3%	1,800,000	0.00
29,220	0.6%	40,375	0.9%	8,333	10.65	FACILITIES USAGE CEMENT THRUPUT	56,520	0.2%	65,875	0.2%	0.0%	66,664	(0.15)
97,107	2.1%	99,539	2.2%	90,332	0.08	FACILITIES USAGE SPACE RENTAL	807,939	2.2%	648,754	2.0%	24.5%	722,656	0.12
87,938	1.9%	92,105	2.0%	83,333	0.06	FACILITIES LEASE INCOME	711,837	1.9%	431,519	1.3%	65.0%	666,664	0.07
4,621	0.1%	5,203	0.1%	4,167	0.11	FACILITIES COMMON AREA MAINTENANCE FEE	37,192	0.1%	41,347	0.1%	-10.0%	33,336	0.12
3,520	0.1%	3,699	0.1%	2,917	0.21	FACILITIES SECURITY SURCHARGE RENTAL	32,214	0.1%	25,206	0.1%	27.8%	23,336	0.38
865	0.0%	370	0.0%	344	1.51	WATER & LANDSLIDE ACTIVITIES	4,740	0.0%	2,755	0.0%	0.0%	2,752	0.72
18,208	0.4%	26,477	0.6%	21,975	(0.17)	MARINA REVENUES	164,280	0.4%	175,805	0.5%	-6.6%	175,800	(0.07)
3,300	0.1%	2,280	0.1%	2,758	0.20	HARBOR OF REFUGE	23,290	0.1%	22,060	0.1%	5.6%	22,064	0.06
125,971	2.7%	135,305	3.0%	100,000	0.26	DEMURRAGE	1,634,710	4.5%	1,094,898	3.3%	49.3%	800,000	1.04
692,726	14.8%	769,887	16.9%	640,818	0.08	FACILITIES OTHER FEES & SERVICES	6,110,888	16.7%	5,117,157	15.6%	19.4%	5,126,544	0.19
						CLAIMS FEE		0.0%	57	0.0%	0.0%	40	-
						BULK SCRAP		0.0%		0.0%	0.0%		0.00
						MATERIAL USED	388	0.0%	497	0.0%	0.0%	336	0.00
						PASSENGER SERVICE	16,274	0.0%	31,144	0.1%	0.0%	14,896	0.09
						BUNKER	19,798	0.1%	21,204	0.1%	-0.06631	17,056	0.16
						SPECIAL SERVICES	99,306	0.3%	76,989	0.2%	29.0%	125,000	(0.21)
						ELECTRICAL POWER	25,112	0.1%	59,249	0.2%	-57.6%		-
16,823	0.4%	21,924	0.5%	19,666	(0.14)	OTHER FEES & SERVICES	160,877	0.4%	189,138	0.6%	-14.9%	157,328	0.02
285	0.0%	95	0.0%	77	2.70	ADMINISTRATIVE FEES & SERVICES	1,693	0.0%	827	0.0%	104.7%	616	1.75
						REIMBURSEMENTS							
						FEDERAL REIMBURSEMENT		0.0%		0.0%	0.0%		-
						EARTHQUAKE INSURANCE	34,265	0.1%	20,457	0.1%	0.0%		-
						TYPHOON INSURANCE		0.0%		0.0%	0.0%		-
						OTHER REIMBURSEMENT		0.0%		0.0%	0.0%		-
						REVENUE MINIMUM CHARGE		0.0%		0.0%	0.0%		-
						REIMBURSEMENTS	34,265	0.1%	20,457	0.1%	0		-
709,835	15.1%	812,363	17.9%	660,561	0.07	NON OPERATING REVENUES	6,307,723	17.2%	5,327,580	16.2%	18.4%	5,284,488	0.19
4,688,262	100.0%	4,549,863	100.0%	4,524,263	0.04	TOTAL REVENUES	36,610,471	100.0%	32,809,366	100.0%	11.6%	34,442,098	0.06

Port Authority of Guam  
Income Statement  
With Budget Comparison (Unaudited)  
8 Months Ending 053118

Current Month Actual	%	Last Year Actual	%	Budget	% Chng	Year to Date		Last Year to Date		% Chng	Budget	% Chng
						Actual	%	Actual	%			
(1,634,096)	-34.9%	(1,606,691)	-35.3%	(2,027,743)	(0.19)	(12,617,520)	-34.5%	(12,404,506)	-37.8%	1.7%	(14,397,716)	(0.12)
(126,229)	-2.7%	(121,058)	-2.7%	(144,270)	(0.13)	(933,556)	-2.5%	(884,709)	-2.7%	5.5%	(964,860)	(0.03)
(463,552)	-9.9%	(447,956)	-9.8%	(483,781)	(0.04)	(3,446,411)	-9.4%	(3,323,930)	-10.1%	3.7%	(3,636,962)	(0.05)
(140,425)	-3.0%	(142,241)	-3.1%	(5,833)	23.07	(1,005,440)	-2.7%	(973,559)	-3.0%	3.3%	(26,656)	36.70
(191)	0.0%	(571)	0.0%	(6,667)	(0.97)	(34,754)	-0.1%	(6,583)	0.0%	0.0%	(53,336)	(0.35)
(13,104)	-0.3%	(25,947)	-0.6%	(27,951)	(0.53)	(94,253)	-0.3%	(71,661)	-0.2%	31.5%	(143,610)	(0.34)
(143,718)	-3.1%	(115,760)	-2.5%	(151,333)	(0.05)	(1,157,097)	-3.2%	(946,525)	-2.9%	22.2%	(1,250,666)	(0.07)
(219,029)	-4.7%	(203,001)	-4.5%	(221,667)	(0.01)	(1,694,804)	-4.6%	(1,675,896)	-5.1%	1.1%	(1,823,334)	(0.07)
(29,224)	-0.6%	(48,193)	-1.1%	(74,547)	(0.61)	(233,351)	-0.6%	(376,398)	-1.1%	-38.0%	(542,946)	(0.57)
(15,433)	-0.3%	(11,489)	-0.3%	(29,166)	(0.47)	44,756	0.1%	(94,529)	-0.3%	0.0%	(233,328)	(0.38)
(94,817)	-2.0%	(3,325)	-0.1%	(29,166)	2.25	(144,961)	-0.4%	(92,561)	-0.3%	53.4%	(233,328)	(0.04)
(98,022)	-2.1%	(5,799)	-0.1%	(29,166)	2.36	(243,816)	-0.7%	(98,496)	-0.3%	106.1%	(233,328)	(0.13)
(519,413)	-11.1%	(518,359)	-11.4%	(441,667)	0.18	(4,154,739)	-11.3%	(3,864,979)	-11.8%	7.5%	(3,533,336)	0.18
(109,206)	-2.3%	(141,400)	-3.1%	(159,678)	(1.00)	(500)	0.0%	(1,157)	0.0%	0.0%	(51,336)	(0.99)
(5,651)	0.0%	(2,952)	-0.1%	(100,273)	(0.32)	(676,526)	-1.8%	(553,327)	-1.7%	22.3%	(1,122,732)	(0.40)
(53,226)	-1.1%	(92,572)	-2.0%	(90,322)	(0.41)	(613,515)	-1.7%	(583,675)	-1.8%	0.0%	(722,576)	(0.15)
(368,604)	-7.9%	(179,472)	-3.9%	(264,417)	0.39	(1,378,143)	-3.8%	(1,007,639)	-3.1%	36.8%	(1,775,340)	(0.22)
(7,219)	-0.2%	(16,202)	-0.4%	(37,937)	(0.81)	(19,170)	-0.1%	(116,707)	-0.4%	-46.0%	(41,336)	(0.54)
(160)	0.0%	(8,177)	-0.2%	(13,959)	(0.33)	(62,968)	-0.2%	(87,934)	-0.3%	-32.1%	(303,486)	(0.79)
	0.0%		0.0%		0.0%	(59,672)	-0.2%	(11)	0.0%	-100.0%	(111,672)	(0.47)
	0.0%		0.0%		0.0%		0.0%		0.0%			
	0.0%		0.0%		0.0%		0.0%		0.0%			
(4,041,320)	-86.2%	(3,691,166)	-81.1%	(4,351,127)	(0.07)	(28,905,239)	-79.0%	(27,209,990)	-82.9%	6.2%	(31,904,086)	(0.09)

INDIRECT COSTS  
General & Administrative Expen

Salaries & Wages  
Insured Benefits  
Retirement Benefits  
Other Benefits  
Other Personnel Costs  
Communications  
Leases/Rentals  
Utilities  
General Insurance  
Repairs & Maintenance  
Repairs & Maintenance  
Repairs & Maintenance-Subic Cr  
Repairs & Maintenance-Pola 14  
Repairs & Maintenance-Pola 16  
Repairs & Maintenance-Pola 17  
Depreciation & Amortization  
Damage, Shortage, Writedown & Supplies  
Miscellaneous  
Advertising  
Agency & Management Fees  
Professional Services  
Contractual Services  
Other Contractual Services  
Other Expenses  
Earthquake Expense  
Typhoon Expense  
Earthquake Expense  
General & Administrative Expen





Total Assets	Amount Current	Last Month End	Amount Last Year End	Change This Month	Change This Year
<b>Current Assets</b>					
Cash on Hand	2,000.00	2,000.00	2,000.00		
Petty Cash Fund	100.00	100.00	100.00		
Cashier Change Fund					
Cash on Hand	2,100.00	2,100.00	2,100.00		
<b>Incentive Award Fund</b>					
First Hawaiian Bank-Incentive					
Cash in Bank					
First Hawaiian Bank	10,429,353.89	10,489,107.38	8,802,099.65	59,753.49	1,627,254.24
Bank of Guam					
Bank of Hawaii	2,620,924.42	1,433,370.75	1,256,124.45	1,187,553.67	1,364,799.97
Citizen Security Bank					
Cash in Bank	13,050,278.31	11,922,478.13	10,058,224.10	1,127,800.18	2,992,054.21
<b>Short Term Investments</b>					
Bank of Guam	30,278,137.18	29,483,389.12	29,108,813.25	794,748.06	1,169,323.93
Citizen's Security Bank					
First Hawaiian Bank					
BankPacific					
CitiBank					
Bank of Hawaii					
Oceanic Bank					
Gov Guam Employees Fed CU					
<b>Short Term Investments</b>	30,278,137.18	29,483,389.12	29,108,813.25	794,748.06	1,169,323.93
<b>Account Receivable-Trade (Net)</b>					
Accounts Receivable-Trade (Net)	7,859,493.21	8,338,004.57	7,335,267.75	478,511.36	524,225.46
Allow for Uncollectible Acct.	563,854.42	563,854.42	563,854.42		
A/R-Clearing Account					
<b>Account Receivable-Trade (Net)</b>	7,295,638.79	7,774,150.15	6,771,413.33	478,511.36	524,225.46
<b>Accounts Receivable-Other</b>					
Accounts Receivable-Other					
Accounts Receivable-DOA	643.04	761.74	2,493.84	118.70	1,850.80
Accounts Receivable-Employee					
Accounts Receivable-FEMA Reimb					
Accounts Receivable-Geda/Casam	773,578.86	773,578.86	977,236.53		203,657.67
Accounts Receivable-Other					
Accounts Receivable-Ins Procee					
<b>Accounts Receivable-Other</b>	774,221.90	774,340.60	979,730.37	118.70	205,508.47
<b>Marina Receivables</b>					
Accounts Receivable-Agat Marina	13,969.05	22,079.55	20,379.97	8,110.50	6,410.92
Accounts Receivable-GDP Marina	5,231.87	6,434.58	4,694.30	1,202.71	537.57
Accounts Receivable-Harbor OF	3,628.52	4,209.39	5,295.24	580.87	1,666.72

	Amount Current	Amount Last Month End	Amount Last Year End	Change This Month	Change This Year
Marina Receivables	22,829.44	32,723.52	30,369.51	9,894.08-	7,540.07-
Interest Receivables					
Bank of Guam					
Bank of Hawaii					
BankPacific					
CitiBank					
Citizens Security Bank					
First Hawaiian Bank					
GovGuam Emp. Fed. Credit Union					
Oceanic Bank					
Other					
Interest Receivables					
Prepaid Expenses	763,602.14	965,158.93	15,873.63	201,556.79-	763,602.15
Prepaid Insurance	1,056,696.50	1,321,696.33		264,999.83-	1,040,822.87
Prepaid Expenses	1,820,298.64	2,286,855.26	15,873.62	466,556.62-	1,804,425.02
Deferred Expenses					
Deferred Geda Addendum L/Lease					
Credit Note Reimbursement					
Deferred Expenses					
Deferred Expenses					
Current Assets	53,243,504.26	52,276,036.78	46,966,524.18	967,467.48	6,276,980.08
Non Current Assets					
Long Term Receivable	2,258,190.48	2,258,190.48	2,258,190.48		
Long Term Receivable-DOA	1,490,449.90	1,490,449.90	1,490,449.90		
Long Term Receivable-Geda	3,748,640.38-	3,748,640.38-	3,748,640.38-		
Allow for Uncollectible LR A/R					
Long Term Receivable					
Revenue Bond Reserves					
Revenue Bond Reserves					
Reserve w/Trustee-Unrestricted					
Reserve w/Trustee-Restricted					
Revenue Bond Reserves					
Inventory-Computer	101,544.12	101,544.12	74,042.36	1,416.04	27,501.76
Gas, Oil and Diesel Inventory	1,529.86	113.82	96.34		1,433.52
Inventory-Parts	99,952.66	99,952.66	99,952.66		
Supplies Inventory	505,779.64	439,110.61	369,825.66	66,669.03	135,954.05
Contra-Asset Inventory Adj.	1,721.09-	1,721.09-	1,721.09-		
Allowance for Obsolescence	70,762.27-	75,407.87-	77,363.66-	4,645.60	6,601.39
Inventory for Survey					
Inventory	636,322.92	563,592.25	464,832.20	72,730.67	171,490.72
Work In Progress					

	Amount Current	Amount Last Month End	Amount Last Year End	Change This Month	Change This Year
Const Work in Progr-Local	434,173.57	477,230.05	295,645.30	43,056.48	138,528.07
Const Work in Progr-Federal	2,679,018.01	2,676,328.92	2,533,060.53	2,689.09	149,957.48
Const Work in Progr-BOND					
Work In Progress	3,113,191.58	3,153,558.97	2,828,706.03	40,367.39	284,485.55
Non Current Assets	3,749,514.50	3,717,151.22	3,293,538.23	32,363.28	455,976.27
Property, Plant & Equipment					
Land-Cabras	3,563,000.00	3,563,000.00	3,563,000.00		
Land	3,563,000.00	3,563,000.00	3,563,000.00		
Buildings					
Buildings-Original	15,732,648.10	15,732,648.10	15,732,648.10		
Buildings-Substation	125,548,911.67	125,548,911.67	125,434,129.67		114,782.00
Buildings-Wharf Improvements					
Canopy Structures	141,281,559.77	141,281,559.77	141,166,777.77		114,782.00
Buildings					
Accumulated Depreciation-Build	47,382,323.79	47,090,688.12	45,056,890.55	291,635.67	2,325,433.24
Accdeprec-Buildings-Original	15,218,930.44	15,216,530.09	15,199,727.64	2,400.35	19,202.80
Accdeprec-Buildings-Sub	32,163,393.35	31,874,158.03	29,857,162.91	289,235.32	2,306,230.44
Accdeprec-Buildings-Wharf Impr					
Accdeprec-Canopy Structures					
Furnishings & Equipment					
Air Tools	528,231.08	528,231.08	528,231.08		
Communications Equip	6,075,325.32	6,172,677.58	6,172,677.58	2,257.74	99,794.54
Computer Equip	16,249,182.56	16,206,672.86	16,206,672.86	42,513.00	42,513.00
Crate Equip & Office Equip	1,605,152.30	1,067,372.86	1,058,410.16	28,072.44	37,042.14
Forklift Equip	1,821,145.00	1,821,145.00	1,229,928.00		591,217.00
Gantry & Relocation Cost					
Generator Sets	1,167,056.25	1,167,056.25	1,167,056.25		
Hand Tools	14,832.85	14,832.85	14,832.85		
Load & Unload Equip	2,995.00	2,832.00	2,832.00		
Mowing Equip	1,839,702.78	1,839,702.78	1,839,702.78		
Other Equip	39,772.56	39,772.56	39,772.56		
Power Tools	39,772.56	39,772.56	39,772.56		
Safety Equip	342,446.45	342,446.45	342,446.45		
Shop Equip	2,970,216.87	2,970,216.87	2,970,216.87		
Tractors	1,836,575.87	1,836,575.87	1,861,265.87		24,690.00
Vehicles & Motor Equip					
Furnishings & Equipment	34,007,744.64	33,929,253.46	33,433,778.54	78,491.18	573,966.10
Accumulated Depreciation-Furni					
Accdeprec-Air Tools	492,553.33	491,768.31	486,273.17	785.02	6,280.16
Accdeprec-Communications Eqt.					

	Amount Current	Last Month End	Amount Last Year End	Change This Month	Change This Year
AccDeprec-Computer Equip	1,358,141.40	1,318,998.39	1,172,125.78	39,143.01	186,015.62
AccDeprec-Crane Equip	6,619,176.43	6,516,871.69	5,802,816.62	102,304.74	816,359.81
AccDeprec-Furnishings & Office	590,284.99	578,633.21	519,140.73	11,651.78	71,144.26
AccDeprec-Forklift Equip	827,390.48	813,707.55	707,476.20	13,682.93	119,914.28
AccAmort-Gantry 3 Relocation C					
AccDeprec-Generator Sets	263,087.78	256,604.14	211,218.66	6,483.64	51,869.12
AccDeprec-Hand Tools	10,281.01	10,190.38	9,555.97	90.63	725.04
AccDeprec-Load & Unload Equip	641.79	618.03	451.63	23.77	190.16
AccDeprec-Mowing Equip	4,666.00	4,549.33	3,732.80	116.65	933.20
AccDeprec-Other Equip	1,168,078.42	1,157,461.10	1,082,001.53	10,617.32	86,076.89
AccDeprec-Power Tools	10,223.46	10,062.07	8,834.19	1,61.39	1,389.27
AccDeprec-Safety Equip	4,666.88	4,197.50	1,784.60	469.38	2,882.28
AccDeprec-Shop Equip	190,676.98	188,662.91	180,689.65	2,014.07	9,987.33
AccDeprec-Tractors	1,325,626.62	1,303,474.77	1,148,411.82	22,151.85	177,214.80
AccDeprec-Vehicles & Motor Egu	892,723.14	874,644.14	770,455.97	18,079.00	122,267.17
Accumulated Depreciation-Furni	13,758,218.71	13,530,443.53	12,104,969.32	227,775.18	1,653,249.39
Capital Leases					
Capital Leases					
Capital Leases					
Accumulated Amortization-Capit					
AccAmort-Capital Leases					
Accumulated Amortization-Capit					
Pension-Deferred Outflows Res	5,292,446.00	5,292,446.00	5,292,446.00		
Pension-Deferred Outflows Res	5,292,446.00	5,292,446.00	5,292,446.00		
Pension-Deferred Outflows Res	5,292,446.00	5,292,446.00	5,292,446.00		
Property, Plant & Equipment	123,004,207.91	123,445,127.58	126,294,142.44	440,919.67	3,289,934.53
Total Assets	179,997,226.67	179,438,315.58	176,554,204.85	558,911.09	3,443,021.82
Total Liabilities & Capital					
Current Liabilities					
Accounts Payable	132,096.16	132,096.16	336,563.37	109,411.73	204,467.21
Accounts Payable Custom	1,859,771.15	1,760,359.42	2,231,999.11	17,005.12	362,227.96
Accounts Payable GSA	17,079.98	74.86			17,079.98
Accounts Payable Others					
Accounts Payable Trade					
Received Not Vouchered					
Accounts Payable	2,018,947.29	1,892,530.44	2,568,562.48	126,416.85	549,615.19
Current Loan Payable					
Current ANZ (USDA) Loan Payabl	76,901.23	95,691.44	226,279.10	18,790.21	149,377.87
Current ANZ (USDA) 12M Loan Payabl	227,507.38	284,938.40	676,128.18	57,431.02	448,620.80
CU BOG 10M SLF Loan Payable	402,266.83	499,095.02	1,171,911.98	96,838.19	769,645.15
CU BOG 2M USDA Direct Loan	93,308.79	116,460.61	276,582.73	23,151.82	183,273.94



	Amount Current	Amount Last Month End	Amount Last Year End	Change This Month	Change This Year
Reserve Shortage/Property Damage Lease Payable - GEDDA					
Other Current Liabilities	5,886,203.73	5,643,619.74	7,539,561.65	242,583.99	1,653,357.92-
Current Liabilities					
Non Current Liabilities					
Long Term Accrued Expenses	41,187,280.00	41,187,280.00	41,187,280.00		
Unfunded Retirement Contribution	444,045.40	444,045.40	444,045.40		
Accrued Vacation Pay-Long Term	1,893,140.63	1,893,140.63	1,893,140.63		
Accrued Sick Leave (DC)-Long Term					
Long Term Accrued Expenses	43,524,466.03	43,524,466.03	43,524,466.03		
Pension-Deferred Inflow of Res					
Pension-Deferred Inflow of Res					
Pension-Deferred Inflow of Res					
Capital Lease Obligations					
Capital Lease Obligations					
Capital Lease Obligations					
Capital Lease Obligations					
Long Term Loan Payables					
LT-ANZ (USDA) Loan Payable 3.5	2,035,075.41	2,035,075.41	2,035,075.41		
LT-ANZ (USDA) Loan Payable 12M	8,612,503.58	8,612,503.58	8,612,503.58		
LT-BOG SDF Loan Payable 10M	6,958,877.73	6,958,877.73	6,958,877.73		
LT-BOG \$2M USDA Direct Loan	1,157,418.32	1,157,418.32	1,157,418.32		
Long Term Loan Payables	18,763,875.04	18,763,875.04	18,763,875.04		
Long Term Bond Payables					
LT-2018 BOND Payable					
LT-2018 BOND Cost of Issuance					
LT-2018 BOND Premium					
Long Term Bond Payables					
Non Current Liabilities	62,288,341.07	62,288,341.07	62,288,341.07		
Capital Contributions & Equity					
Contributions-Local Government					
Contributions-Island	3,563,000.00	3,563,000.00	3,563,000.00		
Contributions-Property & Equip	483,688.19	483,688.19	483,688.19		
Contributions-General Fund	13,413,670.45	13,413,670.45	13,413,670.45		
Contributions-G.F.P.A.	100,000.00	100,000.00	100,000.00		
Contributions-PAG (Portion of	7,000.00	7,000.00	7,000.00		
Contributions-Local Government	17,567,358.64	17,567,358.64	17,567,358.64		
Contributions-Federal Governme					
Contributions-U.S. Govt Rehab	10,321,126.26	10,321,126.26	10,321,126.26		
Contributions-Economic Develop	1,492,676.57	1,492,676.57	1,492,676.57		

	Amount Current	Last Month End	Last Year End	Change This Month	Change This Year
Contributions-U.S. Department Contributions-U.S. GOVT-Fema	6,508,875.60 53,763.30	6,508,875.60 53,763.30	6,508,875.60 53,763.30		
Contributions-Federal Governme	18,376,441.73	18,376,441.73	18,376,441.73		
Accumulated Earnings	20,085,451.75-	20,085,451.75-	20,085,451.75-		
Accumulated Earnings (Deficit)	90,867,948.51	90,867,948.51	90,867,948.51		
Accumulated Earnings	70,782,496.76	70,782,496.76	70,782,496.76		
Net Earnings (Loss)	5,096,384.74	4,780,057.64	5.00	316,327.10	5,096,379.74
Capital Contributions & Equity	111,822,681.87	111,506,354.77	106,726,302.13	316,327.10	5,096,379.74
Total Liabilities & Capital	179,997,226.67	179,438,315.58	176,554,204.85	558,911.09	3,443,021.82

**PORT OF GUAM  
AGING SUMMARY**

**AS OF 5/31/2018**

Number	Name	Open	Current	31 - 60	61 - 90	91 - 120	Over 120	Amount	Date	Remarks
14526	Cementon Micronesia, LLC	\$233,894.86					\$233,894.86	\$225,863.70	7/2/2018	Cleared all past due balances except for interest invoices in July 2018. Working on collecting the interest due.
14405	KVOG Broadcasting/MCS, LLC	\$114,745.97	-\$0.16				\$114,746.13	\$45.36	11/14/2012	Preparing documents to refer customer to collections.
7376	Matson Navigation Co.	\$2,918,813.60	\$2,826,312.03	\$1,078.35	\$350.65	\$1,285.68	\$89,786.89	\$24,941.84	7/13/2018	Second notice sent 5/18/18.
7384	Marianas Steamship Agency	\$1,412,757.23	\$1,324,494.19	\$606.41	\$3,523.07	\$24.30	\$84,109.26	\$110,717.57	7/6/2018	Working with MSA to apply outstanding credits to invoices.
11848	Fantasea Charters/Velez, A	\$18,307.91	-\$0.33				\$18,308.24	\$25.00	5/5/2016	Preparing documents to refer customer to collections.
15240	AVANTI MARINE SPORTS	\$14,869.05					\$14,869.05	\$1,874.25	3/4/2016	Preparing documents to refer customer to collections.
14542	Heavy Equipment Rental Opt	\$11,791.11					\$11,791.11	\$102.08	3/22/2017	Preparing documents to refer customer to collections.
15388	Guam Industrial Serv. Inc.	\$84,315.27		\$24,138.52	\$11,760.00	\$36,656.75	\$11,760.00	\$44,940.00	5/30/2018	Late notice sent 05/21/18.
7106	Shell Guam, Inc.	\$15,600.00		\$1,950.00	\$1,950.00	\$1,950.00	\$9,750.00	\$1,950.00	11/4/2011	Pending legal contract.
11776	Customs and Quarantine Age	\$9,884.16		\$449.28	\$449.28	\$898.56	\$8,087.04			Need to send out late notice.
9620	Alupang Beach Club	\$5,818.22	\$74.56	\$99.12	\$93.70	\$70.80	\$5,480.04	\$287.51	7/6/2018	5/23/18 - Spoke with Joy. She will contact after she returns back on island in June.
13536	Guam Lucky Strike, Inc./Jo	\$4,451.67					\$4,451.67	\$525.00	12/2/2016	Need to send second notice.
13641	M.A.Y. (Guam) Inc.	\$3,544.81					\$3,544.81	\$400.28	1/8/2016	Preparing documents to refer customer to collections.
7341	Amblyth Shipping & Trading	\$221,129.62	\$207,667.38	\$9,278.73	\$336.62	\$407.56	\$3,439.33	\$31,730.27	7/13/2018	Late notice sent 5/2/18.
14283	Brand, Inc.	\$3,176.38		\$53.15		\$142.19	\$2,981.04	\$1,111.00	7/6/2018	Preparing documents to refer customer to collections.
14364	P.S.V. Corp./Joo, Gi Bum	\$5,043.72	\$99.12	\$1,026.90	\$998.36	\$1,021.26	\$1,898.08	\$2,991.83	1/19/2018	Final notice to be processed and sent out.
7886	Guam Transport & Warehouse	\$3,486.75		\$588.00	\$588.00	\$588.00	\$1,722.75	\$58.44	2/23/2018	5/23/18 - Ryan from Commercial Division spoke with customer and said payment will be made.
14382	Sepety, Ulysess Y.	\$1,703.75					\$1,703.75	\$100.00	11/8/2016	Second notice sent 5/30/18.
14922	Jack Michael	\$1,495.00					\$1,495.00	\$500.00	9/20/2016	Late notice sent 5/2/18.



Number	Name	Open	Current	31 - 60	61 - 90	91 - 120	Over 120	Amount	Date	Remarks
15475	Tropical Island Marine Spo	\$3,049.12	\$290.52	\$661.80	\$584.90	\$674.10	\$837.80	\$800.00	3/16/2018	Late notice sent 5/29/18.
15523	Ly, Quang Minh	\$662.50	-\$25.00				\$687.50	\$662.50	6/11/2018	Account cleared 5/30/18.
15563	Tereas, Jeremy	\$550.00					\$550.00	\$687.50	4/11/2018	5/22/18 - Spoke with customer. He said he will be in to make payment.
15095	Chen, Steven	\$763.98	\$70.00	\$70.00		\$140.00	\$483.98	\$2,908.89	11/15/2017	Late notice sent 05/03/18.
14368	Tyco Electronics Subsea Co	\$1,731.21	\$1,192.46	\$67.28			\$471.47	\$13,910.40	7/10/2018	Pending dispute review.
15651	Barcenilla, Roland/Gerylin	\$412.50					\$412.50			Need to send final notice.
1862	SANTOS, JOHN T.	-\$194.00	-\$593.04				\$399.04			Need to follow up with customer.
15491	Lizama, Jr. Kelly A	\$375.00					\$375.00	\$137.50	11/8/2016	Second notice sent 5/21/18.
14850	Hartup, Jason	\$300.00					\$300.00	\$575.00	8/17/2017	Pending confirmation from commercial.
7587	American President Lines L	\$2,529,781.52	\$2,300,604.65	\$219,703.05	\$4,337.16	\$4,861.18	\$275.48	\$220,066.20	7/10/2018	5/17/18 - Sent email regarding past due invoices.
15663	Okeanos Marianas	\$250.00					\$250.00			Late notice sent 05/21/18.
14429	Weilbacher, Walden	\$375.00	\$50.00	\$50.00		\$100.00	\$175.00	\$350.00	6/21/2018	Customer made payment of \$350.00 on 6/21/18. Need to follow up on \$25.00 outstanding balance over 120 days.
15582	Shavers, George Kenneth	\$650.08		\$162.50		\$325.00	\$162.58	\$1,950.00	7/2/2018	Account brought current 7/16/18.
9726	Deckard, Robert	\$162.50					\$162.50	\$162.50	11/30/2017	Late notice sent out 5/21/18.
14436	John C. Aguon/Myung J. Par	\$125.00	-\$25.00				\$150.00	\$600.00	2/24/2017	Outstanding credit needs to be confirmed. Late notice will be processed and sent out.
10524	Orcutt, Kenneth D.	\$137.00	-\$0.50				\$137.50	\$137.50	6/4/2018	Late notice sent out 5/21/18.
15040	Tyquiengeo, Joseph T.	\$137.50					\$137.50	\$137.50	7/9/2018	Dispute for invoice under review.
15526	Ovalles, Victor	\$412.50		\$137.50		\$137.50	\$137.50	\$275.00	6/28/2018	Account brought current in June 2018.
15592	Tedtaotao, Connie	\$137.50					\$137.50	\$412.50	11/22/2017	Unable to contact customer. Second notice will be processed and sent out.
14431	Quinata, Carlos/Amber Heri	\$974.34	\$249.56	\$349.78		\$250.00	\$125.00	\$862.50	11/21/2017	5/29/18 - Spoke with Mr. Quinata and he said he will be in to clear his balance.
13674	Coffman, John Randolph	\$97.50					\$97.50	\$220.00	6/28/2018	Dispute for invoice under review.
13089	Guam Fisherman's Cooperati	\$275.00	\$50.00	\$50.00		\$100.00	\$75.00	\$550.00	5/17/2017	Late notice sent out 5/21/18.
14968	Nguyen, Hoa Van	\$170.00	-\$30.00	\$50.00		\$100.00	\$50.00	\$960.00	2/22/2017	Late notice will be processed and sent out.
11794	Guam Shipyard	\$800.90	\$592.92	\$24.78	\$22.90	\$114.50	\$45.80	\$67.28	5/14/2018	Late notice will be processed and sent out.
14533	Brochon, Michael	\$200.00	\$40.00	\$40.00		\$80.00	\$40.00	\$465.00	2/17/2017	6/1/18 - Informed by Carl from Commercial Division that Tanabe Yu will be in to clear balance, because he is the customer who purchased boat and is taking over the slip.

Number	Name	Open	Current	31 - 60	61 - 90	91 - 120	Over 120	Amount	Date	Remarks
1490	Guam Telephone Authority	\$617.84	\$583.70				\$34.14	\$1,050.00	7/9/2018	Waiting for update from GTAS accounting dept.
13476	Isla Maritime Agency	-\$3.12	-\$425.25			\$390.04	\$32.09			
10701	Peterson, George N.	\$25.00					\$25.00	\$25.00	6/6/2018	Account cleared 6/6/18
15301	James, Josichy	\$25.00					\$25.00	\$275.00	1/19/2018	Final notice sent 8/4/17. Unable to make contact with customer. Documents are being prepared to send customer to collections.
14150	PIER, KENNETH	-\$114.60	-\$137.50				\$22.90	\$275.00	7/9/2018	Customer is current with lease payments. Need to follow up with customer on the invoice for water.
15554	Barcinas, John	\$15.00					\$15.00			5/11/18 - Customer called in response to his notice, states he will mail a check because he resides in Rota.
14444	Office of the Governor of	\$36,554.53		\$8,664.12		\$27,890.33	\$0.08	\$36,554.45	6/14/2018	Account brought current 7/16/18.
1300	SANTOS, RAYMOND B.	-\$50.00	-\$50.00							
1487	Guam Federation of Teacher	-\$859.00	-\$859.00							
1749	CARBULLIDO, RITA B.	-\$50.00	-\$50.00					\$30.00	9/1/2017	
7350	Consolidated Transportatio	\$846,499.22	\$845,380.57	\$1,118.65				\$180,280.14	7/12/2018	
7368	Cabras Marine Corp	-\$30,443.84	-\$35,828.64	\$5,164.60	\$220.20					
7413	Seabridge Inc.	\$1,183.79	\$1,183.79					\$106.54	7/9/2018	
7501	Triple J. Ent., Inc.							\$58.44	6/21/2018	
7624	Micronesian Divers Assoc,	-\$82.40	-\$200.00	\$117.60				\$1,500.00	7/9/2018	
7763	Guam Dolphin's Marine Spor	\$610.62	\$585.62	\$25.00				\$1,899.31	7/2/2018	
8264	Olson, Tom	-\$900.00	-\$900.00					\$1,050.00	5/3/2018	
8336	Pacific Trucking Inc.	-\$0.44	-\$0.44					\$2,542.14	7/10/2018	
8483	Scuba Company	-\$5,544.00	-\$5,544.80			\$0.80		\$2,930.48	7/9/2018	
9363	Luen Fung Enterprises	\$389.48	\$389.48					\$389.48	6/11/2018	
9401	Tasi Tours Inc.	-\$946.10	-\$946.10					\$1,092.12	7/2/2018	
9478	Triple B Forwarders	-\$725.06	-\$725.06					\$233.76	7/10/2018	
9654	Baba, Hideharu	-\$80.00	-\$80.00					\$40.00	7/6/2018	
9697	Camacho, Antonio Frank C.	-\$280.00	-\$280.00					\$480.00	1/18/2018	
9742	Duenas, Christopher M.	-\$300.00	-\$300.00					\$300.00	3/22/2018	
9751	Duenas Roy P.	\$25.00	\$25.00					\$80.00	7/6/2018	
9806	Felix, Christopher	-\$220.00	-\$220.00					\$220.00	6/12/2018	
9814	Fentress, Michael D.	-\$1,029.00	-\$1,029.00					\$300.00	6/19/2018	
9831	Fish Hook Inc.	\$360.00	\$360.00					\$360.00	7/2/2018	

Number	Name	Open	Current	31 - 60	61 - 90	91 - 120	Over 120	Amount	Date	Remarks
9849	Flores, William A.	-\$400.00	-\$400.00					\$600.00	3/8/2018	
10225	Mobil Oil Guam, Inc.	\$217,271.17	\$217,271.17					\$137,907.93	7/13/2018	
10250	Morrice Equipment LLC	-\$1,241.08	-\$1,241.08					\$1,800.00	1/26/2018	
10621	Perez, Thomas L.G.	-\$480.00	-\$480.00					\$960.00	11/21/2017	
10735	Plummer, Peter J.	-\$175.00	-\$175.00					\$87.50	7/11/2018	
10743	Poppe, Edward/FISH INC	\$80.00	\$80.00					\$210.00	4/30/2018	
10778	Real World Diving	-\$371.78	-\$486.78	\$115.00				\$1,500.00	6/29/2018	
11756	V.Angoco's Trucking	\$1,187.74	\$599.74					\$19.42	7/5/2018	
11770	Black Construction Corpora	\$256.97	\$88.77	\$33.64	\$134.56			\$721.44	5/3/2018	
11775	Charles Marine Sports Club	-\$295.10	-\$295.10					\$1,298.30	7/2/2018	
11778	Dewitt Trans Services of G	-\$0.68	-\$0.68					\$87.66	7/2/2018	
11909	Micronesia Brokers Inc.							\$418.70	7/13/2018	
12043	Triple J Commercial Tire							\$58.44	5/17/2018	
12243	Foremost Foods Inc.	-\$1,227.24	-\$1,227.24					\$1,227.24	5/29/2018	
12338	Tembata, Masao DBA:Ten Boa	-\$262.50	-\$262.50					\$212.50	4/3/2018	
12373	Belghley, Jim/Mark Baldyga	-\$500.00	-\$550.00	\$25.00	\$25.00			\$50.00	6/12/2018	
12394	Wong, Billy	-\$187.50	-\$362.50	\$87.50				\$262.50	6/21/2018	
12397	Cruz, John R.	-\$40.00	-\$40.00					\$160.00	8/29/2017	
12408	Marianas Yacht Club	-\$200.00	-\$200.00					\$100.00	4/20/2018	
12424	Flores, Joaquin C.	-\$137.50	-\$137.50					\$137.50	6/25/2018	
12509	Hanley, Timothy F.	-\$52.50	-\$52.50					\$52.50	6/25/2018	
12511	Hanson Permanente Cement o	-\$487,636.04	-\$487,636.04					\$172,000.00	3/6/2018	
12518	Balajadia, Robert M.	\$267.54	\$267.54					\$267.54	6/22/2018	
12522	Dickerson & Quinn, Ltd							\$87.66	7/2/2018	
12527	Paynter, Neil							\$575.00	3/27/2018	
12706	Guam Seawalker Tours	-\$100.00	-\$100.00					\$340.00	6/27/2018	
12895	Bell, James C. or Cynthia	-\$300.00	-\$300.00					\$450.00	5/21/2018	
13030	South Pacific Petroleum Co	-\$29,896.42	-\$29,896.42					\$29,742.00	6/20/2018	
13044	Smithbridge Guam, Inc.	\$8,107.34	\$774.47	\$7,332.87				\$5,868.92	7/6/2018	
13081	Watanabe, Aki/Fontana & C	-\$128.00	-\$128.00					\$147.00	4/10/2017	
13121	Tidewater Distributors Inc	\$421.76	\$421.26		\$0.50			\$5,560.89	7/10/2018	
13190	GENTLY BLUE DIVING SHOP	-\$74.44	-\$74.44					\$122.33	12/13/2017	
13191	Aguon, Sonja V. or Paul SN	-\$908.41	-\$908.41					\$280.00	5/30/2018	
13202	Department of Administrati	\$3,404.52	\$3,404.52					\$3,434.52	7/9/2018	

Number	Name	Open	Current	31 - 60	61 - 90	91 - 120	Over 120	Amount	Date	Remarks
13314	Island Certs Corporation	-\$1,150.00	-\$1,150.00					\$50.00	4/30/2018	
13405	Jae Hoon Corp.							\$350.64	7/5/2018	
13498	Coca Cola	\$1,227.24	\$1,227.24					\$42.00	6/29/2007	
13532	Ahif, Douglas J.	\$75.00	\$75.00					\$200.00	5/2/2018	
13537	Wang, Jackey	-\$25.00	-\$25.00					\$1,177.38	5/4/2018	
13545	Perez, Vincent T./Vern Per	-\$600.00	-\$600.00					\$600.00	12/15/2017	
13653	Yu, Niko K.	-\$40.00	-\$40.00					\$410.00	2/14/2018	
13677	Brown, Roy	-\$220.00	-\$220.00					\$174.45	5/17/2017	
13696	Lotus Pacifica Trading, In	\$16,742.53	\$16,742.53					\$780.00	7/12/2018	
13716	Aduana International							\$116.88	5/24/2018	
13913	Skocumchuck Charters Inc.	-\$100.00	-\$100.00					\$188.16	7/2/2018	
13914	Dacanay, Ann R.	\$25.00				\$25.00		\$25.00	6/4/2018	
14013	Brandt, Jim or Bonnie	-\$137.50	-\$137.50					\$137.50	7/6/2018	
14061	AR Sunriser Canteen/Cateri	\$1,218.82		\$718.82	\$500.00			\$2,000.00	6/1/2018	
14064	Judiciary of Guam	-\$100.00	-\$100.00					\$100.00	3/23/2018	
14124	Guam Fire Department	\$640.00	\$640.00					\$80.00	1/29/2018	
14141	Core Tech International	-\$425.15	-\$425.15					\$81.93	9/1/2017	
14143	Salt Shaker Yacht Charter	-\$245.26	-\$245.26					\$269.30	7/6/2018	
14161	Isla Trucking	\$1,176.00		\$588.00	\$588.00			\$588.00	7/5/2018	
14171	Norton Lilly International	\$30,189.51	\$29,919.03	\$270.48				\$5,322.53	7/5/2018	
14210	Kaneshiro, Roger J., D.D.S	-\$560.00	-\$560.00					\$960.00	1/10/2018	
14290	DGX	-\$101.84	-\$101.84					\$411.60	6/11/2018	
14299	CANTON CONSTRUCTION	-\$67.28	-\$67.28					\$33.64	4/13/2018	
14381	Apra Dive & Marine Sports,	\$2,499.96	\$835.70	\$1,664.26				\$2,000.00	6/20/2018	
14384	Auto Marine Inc.	\$1,589.48	\$405.13	\$405.13	\$25.48	\$753.74		\$500.00	7/9/2018	
14409	Robinson, Merle Ann	\$75.00	\$25.00	\$50.00				\$192.00	3/14/2018	
14443	Moritz, Lance	-\$400.00	-\$400.00					\$450.00	5/22/2018	
14447	Flores, Paul A	-\$50.00	-\$50.00					\$50.00	6/28/2018	
14453	Paradis, Guy R.	\$245.00	\$245.00					\$245.00	6/21/2018	
14485	Rains, Julian T.	\$133.50	\$133.50					\$138.00	6/29/2018	
14489	American Grocery							\$58.44	5/18/2018	
14507	Guam Home Center	-\$218.57	-\$218.57					\$740.96	8/18/2017	
14527	UMS Heavy Equipment Rental	\$880.61	\$674.81			\$205.80		\$29.22	5/21/2018	
14534	Martin, Dwight	\$225.00	\$50.00	\$150.00		\$25.00		\$500.00	3/23/2018	

Number	Name	Open	Current	31 - 60	61 - 90	91 - 120	Over 120	Amount	Date	Remarks
14537	Fredrick, Bruce & Dianne	-\$75.00	-\$75.00					\$810.00	5/21/2018	
14570	Terlaje, Glenn	-\$137.50	-\$137.50					\$137.50	1/4/2018	
14582	Packbier, Paul E.R./PCR Gu	-\$130.00	-\$130.00					\$615.00	7/6/2018	
14610	U.S. Department of Homeland	\$34,667.28	\$34,667.28					\$33,726.54	6/13/2018	
14633	Eusebio, Ricardo B.	\$687.50	\$687.50					\$137.50	7/9/2018	
14642	Tristar Terminals Guam, In	\$182,318.37	\$182,318.37					\$16,496.79	7/13/2018	
14663	Cafky, James W. & Melvia	\$25.00	\$25.00					\$25.00	6/20/2018	
14744	Harvest Ministries	-\$75.00	-\$75.00					\$75.00	5/29/2018	
14776	MARAD	-\$169.45	-\$169.45							
14778	IP&E Holding LLC	-\$495,312.57	-\$495,312.57					\$5,814.03	7/6/2018	
14791	Fong, Francis L	-\$450.90	-\$450.90					\$620.00	5/21/2018	
14820	Underwater World	\$212.50		\$212.50				\$212.50	7/11/2018	
14861	Taisacan, Nicholas	\$25.00	\$25.00					\$440.00	5/17/2018	
14907	Taitano, John	-\$287.00	-\$354.00	\$21.00	\$25.00	\$21.00		\$71.00	7/6/2018	
14909	Propacific Builder Corpora	\$80.34		\$80.34				\$80.34	6/4/2018	
14911	Royal Cargo Guam, LLC	-\$1,110.71	-\$1,110.71					\$55.37	6/14/2018	
14963	Castro, Jesse AR	\$382.50	\$357.50	\$25.00				\$715.00	6/29/2018	
15014	Purcell Painting							\$409.08	7/9/2018	
15079	McDermott, Brian	\$25.00			\$25.00			\$79.97	3/23/2018	
15088	Shida, Paul H.	-\$70.00	-\$70.00					\$165.00	5/31/2018	
15103	Collier, Ernest	-\$255.00	-\$255.00					\$220.00	7/11/2018	
15152	SUNNY SIDE UP GUAM INC.	-\$4,487.50	-\$4,487.50					\$6,000.00	12/22/2017	
15205	RIDLON, DANIEL A	-\$350.00	-\$350.00					\$600.00	1/8/2018	
15235	Oil Spill Response Operati	\$3,864.00		\$3,864.00				\$3,864.00	7/9/2018	
15290	Murrell, Robert Dan	-\$300.00	-\$300.00					\$600.00	1/29/2018	
15300	Berg, Julia	-\$25.00	-\$25.00					\$1,875.00	5/9/2018	
15326	Campus, Hieu	-\$1,260.00	-\$1,260.00					\$1,560.00	1/18/2018	
15327	Petrick, Philip R.	\$423.36	\$141.12	\$141.12		\$141.12		\$564.48	6/19/2018	
15334	KALS Corporation	-\$43,739.73	-\$43,739.73					\$2,714.75	7/2/2018	
15387	BROCK, GREGORY	\$440.00	\$440.00					\$440.00	7/6/2018	
15389	CASTRO, DONALD	-\$50.00	-\$50.00					\$50.00	5/10/2018	
15428	Stewart, Michael	\$137.50	\$137.50					\$825.00	4/5/2018	
15429	Gilin, Grace	-\$50.00	-\$50.00					\$50.00	5/31/2018	
15433	Pleske, Burghard	-\$300.00	-\$300.00					\$600.00	7/3/2018	

Number	Name	Open	Current	31 - 60	61 - 90	91 - 120	Over 120	Amount	Date	Remarks
15449	Takemoto, Masahiro	-\$36.00	-\$36.00					\$36.00	5/24/2018	
15480	L & P Corporation	-\$0.05	-\$0.05					\$255.25	8/18/2016	
15511	Anderson, Mark A.	\$137.50		\$137.50				\$137.50	6/28/2018	
15529	Santiago, Tarcisia	-\$50.00	-\$50.00					\$50.00	2/14/2018	
15537	Fitzgerald, Stephen	-\$50.00	-\$50.00					\$50.00	1/27/2017	
15541	Island Cargo Support							\$800.00	6/19/2018	
15548	Makania Fishing Charters	-\$87.50	-\$87.50					\$175.00	5/3/2018	
15549	Regis, John F.	-\$512.50	-\$512.50					\$137.50	6/7/2018	
15593	Guam Ocean Adventures, LLC	\$74.34	\$74.34					\$380.10	6/22/2018	
15594	Mcvey, Troy	-\$137.50	-\$137.50					\$412.50	3/21/2018	
15597	Gorman, John T.	-\$50.00	-\$50.00					\$50.00	6/13/2017	
15600	Island Breath							\$3,062.40	5/30/2018	
15612	Churchill, Charles D.	-\$447.20	-\$447.20					\$1,325.00	7/10/2018	
15613	Driscoll, Myles O./Kelly L	\$880.00	\$220.00	\$220.00		\$440.00		\$220.00	1/25/2018	
15620	Saito, Minoru	-\$150.00	-\$150.00					\$600.00	3/6/2018	
15664	Cook, David S.	-\$10.00	-\$10.00					\$10.00	11/29/2017	
15665	Campos, Jesus Francisco II	-\$50.00	-\$50.00					\$50.00	5/31/2018	
15674	Ching, Donald	-\$50.00	-\$50.00							
15677	Reinhardt, Kyle Christophe	-\$50.00	-\$50.00					\$15.00	2/20/2018	
15682	Marges, Lijying D. T.	-\$50.00	-\$50.00					\$50.00	3/26/2018	
15692	Jo, Myeongseon	-\$13.60	-\$13.60					\$390.96	6/27/2018	
15694	Hocog, Gerry J.	-\$50.00	-\$50.00							
15697	Linden Dolphin Cruise	\$187.09			\$187.09			\$187.09	6/4/2018	
15698	Poseidon's Maidens Charter	\$425.00		\$212.50		\$212.50		\$212.50	6/29/2018	
15699	Shut Up and Fish Guam	\$175.00	\$87.50	\$87.50				\$350.00	3/27/2018	
15701	Granite Construction	-\$0.01	-\$0.01					\$7,746.13	4/17/2018	
15704	Hainji, Anthony Villagomez	-\$412.50	-\$412.50					\$137.50	6/28/2018	
15707	Benavente, Kathleen	\$3,418.74			\$3,418.74			\$58.44	3/14/2018	
15708	HMR Guam Inc.	\$1,227.24			\$1,227.24					
15709	Sam, Gerald L.	-\$201.62	-\$201.62					\$201.62	3/14/2018	
15713	SCHERER, ROBERT I.	-\$50.00	-\$50.00					\$50.00	3/16/2018	
15715	MCLARNIN, ROBERT JAMES	-\$60.00	-\$60.00					\$60.00	3/21/2018	
15717	Plate, Laura M/Douglas							\$137.50	7/9/2018	
15718	Larsen, Helge	-\$750.00	-\$850.00	\$100.00				\$1,150.00	3/27/2018	

Number	Name	Open	Current	31 - 60	61 - 90	91 - 120	Over 120	Amount	Date	Remarks
15722	Butler, Stephen							\$440.00	6/15/2018	
15726	Garrido, Keoni L.	-\$50.00	-\$50.00					\$50.00	4/20/2018	
15727	Cosas DI Familia Holdings	\$2,040.00	\$2,040.00					\$2,550.00	6/19/2018	
15735	Fama, James A.	-\$50.00	-\$50.00					\$50.00	5/2/2018	
15737	Contreras, Isabela							\$29.22	5/3/2018	
15738	Puerta, Jim P.							\$292.94	5/4/2018	
15740	Aquai, Eric TL	-\$225.00	-\$225.00					\$225.00	5/3/2018	
15741	Carriaga, Camarin	-\$50.00	-\$50.00					\$50.00	5/7/2018	
15743	Smart Construction Corp.							\$525.96	5/9/2018	
15745	Traffic Tech Guam							\$97.10	5/18/2018	
15747	Hawaii Four-O LLC	-\$37.20	-\$37.20					\$37.20	5/17/2018	
15749	Lagutang, Herbert C.D.	-\$330.00	-\$330.00					\$330.00	5/18/2018	
15750	Cruz, Pia	-\$50.00	-\$50.00					\$50.00	5/23/2018	
15752	Apuva, Tammy	\$0.34	\$0.34					\$0.34	6/5/2018	
15753	Fischer, Jonathan H.	-\$275.00	-\$275.00					\$137.50	7/5/2018	
15754	Foremost Energy							\$409.08	5/30/2018	
	<b>TOTAL</b>	<b>\$7,909,611.11</b>	<b>\$6,874,614.76</b>	<b>\$292,267.28</b>	<b>\$31,371.45</b>	<b>\$80,708.21</b>	<b>\$630,649.41</b>			

Supplier	Supplier Name	Phone	Co	Balance	Open	Current	61	90	91	120	Aging	121	Over
13280	America's Best El	671 6476674/75SON	00050	272.22	272.22								
8598	American Family L	671 6476402/5433T	00050	120.93	120.93								
11805	American Printing	671 6467873ROMY	00050	3210.00	3210.00								
14337	ALAN SEARLE & ASS	671 6424707	00050	3800.00	3800.00								
11674	AM Insurance	671 4872632/42MON	00050	17472.00	17472.00								
15262	AWESOME HARDWARE	671 787-2663	00050	193.20	193.20								
11768	Benson Guam Enter	671 4777562 (SALLY	00050	512.00	512.00								
12239	Best American Too	671 6465058 (ELMA)	00050	512.95	512.95								
14827	Blue Bay Petroleum	671 6328283	00050	3240.00	3240.00								
1694	BLAS JR., ALBERT	671 4775931EXT.22	00050	290.00	290.00								
14495	BME & Son Inc.	671 6323338/63754	00050	67442.68	67442.68								
13174	Calvo's Select Car	671 4726816	00050	295.39	295.39								
11831	Cash		00050	470.27	470.27								
15241	CALVO OSCAR		00050	50.00	50.00								
14299	CANTON CONSTRUCTI	671 6888882	00050	29012.38	29012.38								
13935	D.S.Y. Corporatio	671 6371687 (FE)	00050	678.00	678.00								
11148	Dept. Rev. & Tax (W		00050	1442.90	1442.90								
7755	Deliry Plumbing Se	671 6465946 (FRANC	00050	175.00	175.00								
11778	Dewitt Trans Serv	671 6464442/64818	00050	428.95	428.95								
7798	Diamond Auto Part	671 6494234/64605	00050	738.20	738.20								
15354	ERC Maintenance	671 7347789	00050	197.73	197.73								
14763	Fastenal Company	671 6481406	00050	6589.31	6589.31								
9030	Foremost Crystal	671 6499782	00050	793.50	793.50								
11463	Gov't of Guam Ret		00050	81.65	81.65								
14056	Gov't of Guam Ret		00050	18.41	18.41								
11471	Gov't of Guam Ret	671 7342196	00050	318030.32	318030.32								
11447	Gov't of Guam Ret		00050	191.86	191.86								
13737	Gov't of Guam Ret		00050	334.66	334.66								
15667	Gov't of Guam Ret		00050	626.84	626.84								
11445	Gov't of Guam Ret		00050	19.01	19.01								
7747	Guahan Waste Cont	671 6495183	00050	8899.74	8437.04	462.70							
1447	Guam Federatio o	671 7354390	00050	20.96	20.96								
14507	Guam Home Center	671 6324442 (EDDIE	00050	1032.25	1032.25								
11786	Guam K-M Univerisa	671 6461851 (AGAT)	00050	180.00	180.00								
7851	Guam Power Autho	671 5652909 (AGAT)	00050	105215.30	105215.30								
12126	Guam Waterworks A	671 6477800 (ROSE)	00050	129551.11	129551.11								
2019	GUERRERO, KODY F.	671 727-3873	00050	350.00	3220.09								
14761	G4S Security Syst	671 6468341	00050	414461.61	75348.84	126331.02							
14920	Heavy Equipment P	671 68888401	00050	550.00	550.00	350.00							
14320	Home Depot (The)	671 6480040	00050	1563.27	1563.27								
9187	Hydra-Air Pacific	671 6495843/5844N	00050	236.89	236.89								
15332	HydraLink Guam	671 632-4956	00050	561.92	561.92								
13800	HAWTHORNE PACIFIC	671 6469118 (RICHA	00050	377.65	377.65								
9152	HRP Industrial Pr	671 6470345	00050	2122.31	2122.31								
8889	Internal Revenue		00050	274.66	274.66								
2021	IRIARTE, JACOB O.	671 482-9546	00050	350.00	350.00								
15034	IT&E		00050	17.81	17.81								
9291	J.V. Internationa	671 6469524/9540	00050	1300.20	1300.20								
15547	JB ELECTRICAL, TE	671 6370560	00050	617.50	617.50								
13982	JOHNSTONE SUPPLY	6490581	00050	123.52	123.52								
14946	UTC Services Guam	671 4733000	00050	495.00	495.00								
13664	Matson	671 4755981	00050	9540.00	9540.00								
7376	Matson Navigation	671 4755961-CSD 4	00050	174000.00	174000.00								
11929	Megadyte	671 6499698	00050	2257.74	2257.74								
15450	Mendiola, Melanie		00050	50.00	50.00								



Supplier	Supplier Name	Phone	Co	Balance Open	Current	61	90	91	120	Aging	121	Over
10188	Mid-Pac Far East	671 64925160/5169/	00050	2193.00	2193.00							13631.40
10250	Morrico Equipment	671 6491947FRANK	00050	137582.40	123951.00							350.00
2022	MEBKS, LEANN M.	671 682-2564	00050	350.00								350.00
2024	MIZUSAWA, KIRT K.	671 969-2595	00050	350.00								350.00
15215	MOTOKOLA SOLUTION	671 6476140	00050	415.00	415.00							
12510	N.C. Macario & As	671 6490901	00050	6562.40	6562.40							
10330	Napa Auto Parts	671 6376642/7141/	00050	1568.35	1568.35							
14711	National Trading	671 6471883	00050	1513.50	1513.50							
11811	Pacific Daily New	671 4721736(FAEX2	00050	400.00	400.00							
10516	Pacific Data Syst	671 6484361/2	00050	2313.23	2313.23							
13196	Pacific Human Res	671 6376906/7/8	00050	191.10	191.10							
1515	Paintco Corpora	671 4727770/7771	00050	349.20	349.20							
14831	Phillips and Bord	671 4772223	00050	87300.76	83308.33					4092.43		
11439	Public Utilities	671 4721907	00050	9052.61	9052.61							
11439	PAG Goodwill & Mo	671 4775931	00050	10050.00	10050.00							
7261	PAG Warehouse	671 4775931	00050	7298.00	7298.00							
15341	PFI PACIFIC INC.	671 4725651	00050	4413.73	4413.73							
15144	R&E GARCIA LLC, D	671 6469287	00050	12700.00	12700.00							
10823	Reaction Supply C	671 4725651	00050	1857.00	1857.00							
7093	Safety 1st System	671 6496440DAVE	00050	5.00	5.00							
15338	Smart Copy Servic	671 6464545	00050	1609.25	877.25							
13044	Smtbridge Guam,	671 6535036(STEVE	00050	34202.77	34202.77							
13030	South Pacific Pet	671 4728871(OPERA	00050	311.04	311.04							
7114	Standard Office S	671 6464825(POLLY	00050	726.15	726.15							
14295	Sum Tees	671 6461635	00050	350.00	350.00							
2023	SALAS, RUDOLPH C.	671 477-3270	00050	62.68	62.68							
14864	STANDARD INSTRANC	671 3212091	00050	50.00	50.00							
15398	Terlaje, Miguel T	671 777-2262	00050	200.00	200.00							
12779	Treasure of Guam	671 4722653	00050	15312.33	15312.33							
11983	Treasure of Guam	671 6468233	00050	981.36	981.36							
12043	Triple J Commerci	671 6496050	00050	754.85	754.85							
14212	Triple J, Motors	671 6582300	00050	486.12	486.12							
14642	Tristar Terminals	671 6388133(CHRIS	00050	66.00	66.00							
11615	Tsang Brothers Co	671 788-7054	00050	350.00	350.00							
2020	TAJIBRON, NIKKI A	671 4775931	00050	50.00	50.00							
1871	TAJIBRON, MARIA D.	671 4775931	00050	106110.00	2500.00							
11623	Unitel Environmen	671 5653151(HEROY	00050	2630.00	2630.00							
11956	Workers Compensat	671 9884454(MATTH	00050	96471.58	4354.44							
14197	WSP/Parsons Brinc	671 4779456/9495	00050	4354.44	4354.44							
7253	Xerox Corporation	671 4779456/9495	00050									

00050 Port Authority of Guam 1869771.15 861461.11 4092.43 1004217.61

Grand Total 1869771.15 861461.11 4092.43 1004217.61

**PORT AUTHORITY OF GUAM**  
**Budget Transactions**

In the January 31, 2013 board meeting, Acting General Manager requested authorization from the Board of Directors to allow management to lift quarterly budget and be able to transfer money within divisions budget to give them the flexibility to manage their division. The Board of Directors approved the above request, provided that the request be documented and that the Board be informed. Therefore, below are the current transactions.

**Budget Lifts:**

Memo	Division	Request	Acct. No.	Annual Budget	Quarterly Budget	Used as of 5/31/18	pending requisitions/PO's	Reason
5/11/2018 Harbor Master		Lift 4th	121.8664 Diving	40,000	10,000	33,930		Needed for BPA
5/18/2018 Finance		Lift 4th	675.8114	8,000	2,000	6,596		Needed for ST Over 40
5/30/2018 Maintenance		Lift 4th	422.8366.PHTLS	1,700	425	-		Needed for requisitions

**Divisional Transfers:**

Memo	Division	Request	Acct. No.	Amount	Reason
5/1/2018 GM		101.8673	101.8112	7,500.00	Needed for Retro
5/15/2018 HM		121.8366.COMM	121.8524	1,350.00	Needed for Requisitions
5/17/2018 Finance		675.8617	681.8366.OFCEOPT	1,200.00	Needed for Office equipment
5/23/2018 Facility		420.8365.AGATMAR	420.8365.GDPMAR	6,552.85	Needed for Dry dock repairs 16768-OC
5/31/2018 Maint		Cr Turbo After Cooler	Cr Radiator Ass.	30,000.00	Needed for Bid
5/31/2018 Maint		Generator Complete Overhaul	70.8390/1/2.MATPARTS	120,000.00	Needed for Bids

# PORT AUTHORITY OF GUAM

<b>Crane Surcharge</b>					9.50%	BOG 0101-330971 50.1122.BOGCRANE	
60.5851					Sinking	Bank Bal.	
Date	Description	Amount	Balance	Remarks	Fund	Amount	Date
9/30/2017	Balance Forwarded		(908,173.42)		3,926,567.26	4,883,632.60	
10/20/2017	Loan Payment	(101,426.79)	(1,009,600.21)				
10/31/2017	Pola Insurance Prem	(260,000.00)	(1,269,600.21)			204,190.30	10/4/2017
10/31/2017	Revenues	494,843.35	(774,756.86)			344,045.55	10/25/2017
10/31/2017	Depreciation	\$ (66,666.67)	(841,423.53)			544.41	10/31/2017
10/31/2017	Pola 14 Exp 70.8390	(8,866.77)	(850,290.30)				
	Pola 16 Exp 70.8391	\$ (13,274.48)	(863,564.78)				
	Pola 17 Exp 70.8392	\$ (8,334.50)	(871,899.28)				
10/31/2017	Reserve	\$ (47,010.12)	(918,909.40)		47,010.12		
	PMC	\$ -	(918,909.40)				
11/20/2017	Loan Payment	(101,426.79)	(1,020,336.19)			140,800.00	11/14/2017
11/30/2017	Revenues	496,645.40	(523,690.79)			23,655.86	11/22/2017
11/30/2017	Depreciation	\$ (66,666.67)	(590,357.46)			566.15	11/30/2017
11/30/2017	Pola 14 Exp 70.8390	(18,535.85)	(608,893.31)			468,998.64	11/30/2017
	Pola 16 Exp 70.8391	\$ (14,875.66)	(623,768.97)				
	Pola 17 Exp 70.8392	(17,380.50)	(641,149.47)				
11/30/2017	Reserve	(47,181.31)	(688,330.78)		47,181.31		
	PMC	-	(688,330.78)				
12/20/2017	Loan Payment	(101,426.79)	(789,757.57)				
12/31/2017	Revenues	589,306.12	(200,451.45)				
12/31/2017	Depreciation	\$ (66,666.67)	(267,118.12)				
12/31/2017	Pola 14 Exp 70.8390	(4,152.73)	(271,270.85)				
	Pola 16 Exp 70.8391	\$ (8,209.20)	(279,480.05)			381,241.16	12/6/2017
	Pola 17 Exp 70.8392	\$ (4,967.32)	(284,447.37)			185,924.31	12/20/2017
12/31/2017	Reserve	\$ (55,984.08)	(340,431.45)		\$ 55,984.08	23,964.24	12/29/2017
	PMC	-	(340,431.45)			683.67	12/31/2017
1/20/2018	Loan Payment	(101,426.79)	(441,858.24)				
1/31/2018	Revenues	460,338.30	18,480.06				
1/31/2018	Depreciation	\$ (66,666.67)	(48,186.61)				
1/31/2018	Pola 14 Exp 70.8390	(51,670.59)	(99,857.20)			706.77	1/31/2018
1/31/2018	Pola 16 Exp 70.8391	\$ (60,425.57)	(160,282.77)				
1/31/2018	Pola 17 Exp 70.8392	\$ (26,388.23)	(186,671.00)				
1/31/2018	Reserve	(43,732.14)	(230,403.14)		43,732.14		
1/31/2018	PMC	\$ (38,738.71)	(269,141.85)				
2/20/2018	Loan Payment	(101,426.79)	(370,568.64)				
2/28/2018	Revenues	\$ 451,382.86	80,814.22				
2/28/2018	Depreciation	\$ (66,666.67)	14,147.55				
2/28/2018	Pola 14 Exp 70.8390	(16,808.51)	(2,660.96)				
2/28/2018	Pola 16 Exp 70.8391	\$ (13,141.30)	(15,802.26)				
2/28/2018	Pola 17 Exp 70.8392	(6,634.69)	(22,436.95)				
2/28/2018	Reserve	(42,881.37)	(65,318.32)		\$ 42,881.37	638.52	2/28/2018
2/28/2018	PMC	\$ (8,374.00)	(73,692.32)				
3/20/2018	Loan Payment	(101,426.79)	(175,119.11)				
3/31/2018	Revenues	494,773.15	319,654.04				
3/31/2018	Depreciation	\$ (66,666.67)	252,987.37				
3/31/2018	Pola 14 Exp 70.8390	\$ (19,565.44)	233,421.93				
3/31/2018	Pola 16 Exp 70.8391	\$ (24,871.06)	208,550.87				
3/31/2018	Pola 17 Exp 70.8392	\$ (30,030.68)	178,520.19				
3/31/2018	Reserve	\$ (47,003.45)	131,516.74		\$ 47,003.45	707.00	3/31/2018

# PORT AUTHORITY OF GUAM

<b>Crane Surcharge</b>					<i>9.50%</i>	<i>BOG 0101-330971 50.1122.BOGCRANE</i>	
<b>60.5851</b>					<i>Sinking</i>	<i>Bank Bal.</i>	
<b>Date</b>	<b>Description</b>	<b>Amount</b>	<b>Balance</b>	<b>Remarks</b>	<i>Fund</i>	<i>Amount</i>	<i>Date</i>
3/31/2018	PMC	\$ (45,362.65)	86,154.09				
4/20/2018	Loan Payment	(101,426.79)	(15,272.70)				
4/30/2018	Revenues	482,778.15	467,505.45				
4/30/2018	Depreciation	\$ (66,666.67)	400,838.78				
4/30/2018	Pola 14 Exp 70.8390	\$ (9,928.01)	390,910.77				
4/30/2018	Pola 16 Exp 70.8391	(14,201.37)	376,709.40				
4/30/2018	Pola 17 Exp 70.8392	(11,249.07)	365,460.33				
4/30/2018	Reserve	(45,863.92)	319,596.40		45,863.92	684.27	4/30/2018
4/30/2018	PMC	(40,224.35)	279,372.05				
5/31/2018	Loan Payment	(101,426.79)	177,945.26				
5/31/2018	Revenues	547,513.20	725,458.46				
5/31/2018	Depreciation	\$ (66,666.67)	658,791.79				
5/31/2018	Pola 14 Exp 70.8390	(15,433.20)	643,358.59				
5/31/2018	Pola 16 Exp 70.8391	(94,817.34)	548,541.25				
5/31/2018	Pola 17 Exp 70.8392	(98,021.52)	450,519.73			78,099.12	5/25/2018
5/31/2018	Reserve	(52,013.75)	398,505.98		52,013.75	707.95	5/31/2018
5/31/2018	PMC	(9,540.00)	388,965.98				
					4,308,237.41	6,739,790.52	



PORT AUTHORITY OF GUAM  
CONTRACT SUMMARY UPDATE

No.	Consultant/Vendor	Type of Service	Solicitation Method Reference No.	Division	Contract Term	Initial Term	Expiration After Options	Next Renewal Due Date	Annual Amount (Comments / Notes)
<b>PROFESSIONAL SERVICES</b>									
1	N.C. Macario & Assoc.	A/E Design and Consulting Services	RFP-016-002	Engineering	2 years with option to renew for 1 additional year	10/07/16 to 10/06/18	10/7/2019	10/7/2019	Not to exceed \$480,000.00
2	G4S	Implementation & Integration of TOS	RFP-013-004	IT	5 years	2014 to 2019	2019	2019	TO2 - \$4.4Million
3	A1 - Guam WEBZ	Web Development, Hosting, Support and Maintenance Svcs	RFP-014-006	IT	3 yrs w/ options NTE 5yr	04/03/2015 to 04/02/2018	4/2/2020	4/2/2019	Fees based on rates
4	Alan Searle	Classification Position Maintenance	RFP-014-001	HR	1 yr w/ option NTE 5 yr	06/01/14 to 05/31/15	5/31/2019	5/31/2018	\$73,000.00
5	AM Insurance	Insurance Coverages	GSA/PAG-020-17	Finance	5 years	10/01/2017 to 09/30/2022	9/30/2022	9/30/2018	Premium based
6	AM Insurance	Workers Compensation Coverages	GSA-001-15	Finance	1 year - 2017 to 2018	8/1/2017 to 7/31/2018	7/31/2018	7/31/2018	\$50,000.00
7	Matson	Matson-Technical Support Services	RFP-016-003	EQMR	Extended from 5/4/2018 to 9/4/2018	11/4/16 to 11/3/17	9/4/2018	11/3/2017	490,000.00
8	Bank of Guam	Banking Services	RFP-014-004	Finance	5 years	6/1/14 to 5/31/19	5/31/2019	5/31/2019	Fees based on rates
9	A/E New Port Admin Bldg	A/E Design and Consulting Services for New Port Admin Bldg.	RFP-017-001	Engineering	Recommended by Legal Counsel to Cancel				CANCELLED due to unavailability of funds
10	IRIS, LTD	Risk Management Consultant	RFP-014-005	Finance	Extended to 12/31/17	11/12/14 to 11/11/17	12/31/2017	11/11/2017	Expired
11	OMEGA Safety	OSHA Training & Certification Services for Maritime Terminal Operations	RFP-017-003	Human Resources	1 yr w/options NTE 5 years	Contract routing for signatures			Fees based on rates
12	Pacific Human Resources, Inc.	Drug Free Workplace Program	RFP-015-002	Human Resources	3 yr. w/ 2 options NTE 5 years	03/19/15 to 03/18/2018	3/18/2020	3/18/2018	Fees based on rates
13	Phillips & Bordallo	Legal Services	RFP-015-004	Corporate	1 yr w/options NTE 4 years	06/17/15 to 06/16/2016	6/16/2019	6/16/2018	Fees based on rates
14	TakeCare dba: FHP	Medical Examination Services	RFP-017-002	Human Resources	3 yr. w/ 2 options NTE 5 years	9/21/17 to 9/20/20	9/20/2022	9/20/2020	Fees based on rates
15	Pro Marine Technology	Underwater Assessment & Inspection Services	RFP-015-001	HarborMstr	2 yrs w/ 3 options NTE 5yr	07/17/15 to 07/16/2017	7/16/2020	7/17/2018	Task Order Based
16	Tristar Terminals, Inc.	M & O of F-1 Fuel Pier Facility	RFP-013-003	Engineering	5 years	04/01/14 to 03/31/19	3/31/2019	3/31/2019	Fees based on rates
17	Unitek Environmental-Guam	Environmental Consulting Services-SWPP Compliance	RFP-014-002	Engineering	1 yr w/ option NTE 5 yr	07/01/14 to 06/30/15	6/30/2019	7/1/2018	Task Order Based
18	Deloitte & Touche, LLP	Annual Independent Audit Services	RFP-015-005	Fiscal	FY15, FY16, FY17	FY15, FY16 and FY17	Completion of FY17	FY17	Expired



**Port Authority of Guam  
Capital Improvement Projects  
Engineering Division  
Summary Status**

As of JULY 18 , 2018

Fact Sheets No. 72

<b>Project:</b>	<b>Marine SLE Project, Wharf Repairs</b>
Project No.:	IFB No. PAG-CIP-014-005
Project Amount:	\$4,541,635.00
Funding Source:	Port Authority
Contractor:	BME & Sons, Inc.
Construction Manager:	EMPSCO & Port Engineering/CIP Division
Notice to Proceed:	January 5, 2015
Project Completion:	May 17, 2016
Work Status:	Project completed. Contractor disputing Change Order No. 6. Pending status on Contractor and PAG Management.

<b>Project:</b>	<b>Design and Construct Canopies for EQMR Fleet, Drum Lot and Top Loader Area</b>
Project No.:	IFB No. PAG-CIP-016-001
Project Amount:	\$198,000.00
Approved Change Order	\$2,598.83
New Contract Amount	\$200,598.83
Funding Source	Port Authority - FMF
Contractor:	Canton Construction Corporation
Construction Manager:	PAG Engineering & EQMR Manager
Notice to Proceed:	June 15, 2016
Project Completion:	February 10, 2017
Work Status:	100 % Completed -Pending new Punch list item as per G.M. site inspection 10/20/17. Canopy "C" under warranty repair. Contractor remove damage conpy fabric for repair on Dec.2, 2017. As of 03/20/18 Canton Const. will take 1 week to repair the canopy fabric. Canton Const. resume work 4/12/18 for Canopy "C" Installation of repaired canopy fabric until completion of warranty work. As of June 1,2018, Canton doing warranty work in Canopy "A".As per PAG Engineering Manager last invoice is processed for Final Payment.



<b>Project:</b>	<b>Container Yard Asphalt , Concrete Pavement and Fire Hydrant Valve Repairs</b>
Project No.:	IFB No. PAG-CIP-017-002
Project Amount:	\$2,770,379.98
Funding Source:	Port Authority - FMF
Contractor:	Korando Corporation
Construction Manager:	PAG Engineering
Notice to Proceed:	To Be Determine
Project Completion:	To Be Determine
Work Status:	PAG issued intent to award to Korando Const. Contractor to submit bonding documents. Coordination meeting was conducted on July 9,2018.PAG Engineering advised Contractor to start processing of the DPW permits .
<b>Project:</b>	<b>A/E Design Consultant Services</b>
Project No.:	RFP No. PAG-016-002
Project Amount:	IDIQ Contract
Funding Source:	Port Authority
A/E Consultant:	N.C. Macario & Associates
Construction Manager:	N.C. Macario & Associates
Notice to Proceed:	Sept. 30, 2016
Project Completion:	Sept. 29, 2018 w/ 1 year option to extend from PAG
Work Status:	PAG currently working Task Order No. 3 for C.M. Management for Cont. Yard Concrete/Asphalt Pavement and Fire Hydrant Repair. Procurement routing to extend contract for 1 yr.
<b>Project:</b>	<b>Design Built for the Renovation of PAG Engineering, Safety and Stevedoring Offices</b>
Project No.:	IFB No. PAG-CIP-017-001
Project Amount:	\$349,000.00
Approved C.O. No.1	\$76,1295.84
Approved C.O. No. 2	\$23,720.49
New Contract Amount	\$449,016.33
Funding Source:	Port Authority
Contractor:	Pro Pacific Builders Corporation
Construction Manager:	PAG Engineering/CIP Division
Notice to Proceed:	July 11, 2017
Project Completion:	03/22/2018
Work Status:	100% Completed. Final Invoice No. 8 routing for signature. On Hold

<b>Project:</b>	<b>Container Yard Trench Drain Repair</b>
Project No.:	IFB No. PAG-CIP-017-003
Project Amount:	\$247,629.00
Funding Source:	Port Authority
Contractor:	AYM Construction
A/E Consultant:	N.C. Macario & Associates
Construction Manager:	N.C. Macario & Associates
Notice to Proceed:	TBD
Project Completion:	TBD
Work Status:	PAG Procurement and Engineering Division conducted a Bid opening las tMay 24,2018 on this project. three (3) bidders submitted their proposals and AYM construction is the Lowest bidder in the amount of \$ 456,759.00 followed by PPBC at Bid amount \$581,242.50 and IAN Const atBid amoount \$ 745,092.42. A shortfall of \$ 260,000.00 is requested this July board meeting for approval from FMF budget.

<b>Project:</b>	<b>A/E Design Consulting Services for New Port Administration Complex</b>
Project No.:	RFP PAG-CIP-017-001
Project Amount:	\$375,000.00
Funding Source:	Port Authority
Designer:	TBD
Construction Manager:	TBD
Notice to Proceed:	TBD
Project Completion:	TBD
Work Status:	Pending designation of Evaluation Committee for A/E selection.

<b>Project:</b>	<b>Supply and Install coin operated Pressure Washer in Agana Mar.</b>
Project No.:	RFQ
Project Amount:	\$35,981.93
Funding Source:	Port Authority of Guam
Contractor:	IAN Const. Corp.
Construction Manager:	PAG Engineering/CIP Division
Notice to Proceed:	June 1,2018
Project Completion:	4 Months
Work Status:	Awaits to submit material submittal for IAN Const. for approval.Contractor submitted to waived Hot work permit fee on June.18.2016

<b>Project:</b>	<b>Supply and Install 4 ea. 40ft. Pole with LED Light and 12 Ea. 20ft. Alum. Pole with Solar Light at Port various location</b>
Project No.:	Request for Quotation
Project Amount:	TBD
Funding Source:	PAG and Port Security Grant Program (Federal) 2016
Contractor:	J & G Construction
Construction Manager:	PAG Engineering/CIP Division
Notice to Proceed:	TBD
Project Completion:	8 months
Work Status:	PAG Procurement and Engineering Division conducted a Bid opening last June 15,2018 on this project. three (3) bidders submitted their proposals and J & G construction is the Lowest bidder in the amount of \$ 336,561.02 followed by AYM at Bid amount \$ 428,000.00 and IAN Const at Bid amount \$ 600,635.49. A shortfall of \$111,561.00 was approved by Strategic Planning Manager Joe Javellana to fund the project. This is a Federal Grant Project. Procurement issued an intent to award to the Contractor . J & G Contractor submitted the performance Bond to procurement. Awaits Contract approval and P.O.

<b>Project:</b>	<b>Design Build to Supply and Install New 8,000 Gals. Double Wall Fuel Tank with Fuel dispenser and Complete Appurtenances</b>
Project No.:	IFB-PAG-CIP-018-002
Project Amount:	TBD
Funding Source:	FMF
Contractor:	IAN construction
Construction Manager:	PAG Engineering/CIP Division
Notice to Proceed:	July 16,2018
Project Completion:	January 4,2019
Work Status:	PAG Procurement , Engineering and Transportation Division conducted a Bid opening last 2/09/18 on this project. Four (4) bidders submitted their proposals and Pro Pacific is the Lowest bidder in the amount of \$ 272,000.00 followed by Korando at \$287,000.00 and IAN Const at 292,087.61. A shortfall of \$160,000.00 is requested for board meeting approval from FMF budget. N.T.P issued on July 10,2018 .Pre-construction meeting was conducted on July 12,2018 and Commencement Date is July 16,2018.

<b>Project:</b>	<b>Harbor of Refuge Pump Station and Installation of Waste Water Injector Pump</b>
Project No.:	TBD
Project Amount:	TBD
Funding Source:	Dept. of Agriculture Fish and Wild Life Boating Grant
Contractor:	TBD
Construction Manager:	PAG Engineering/CIP Division
Notice to Proceed:	TBD
Project Completion:	TBD
Work Status:	Awaits MOU approval from Attorney General and Governor.

<b>Project:</b>	<b>Harbor of Refuge Installation of Mooring Blocks</b>
Project No.:	TBD
Project Amount:	TBD
Funding Source:	Dept. of Agriculture Fish and Wild Life Boating Grant
Contractor:	TBD
Construction Manager:	PAG Engineering/CIP Division
Notice to Proceed:	TBD
Project Completion:	TBD
Work Status:	Awaits MOU approval from Attorney General and Governor

<b>Project:</b>	<b>Demolition of Dock "B" in AGAT Marina</b>
Project No.:	IFB-PAG-CIP-018-001
Project Amount:	\$48,678.00
Funding Source:	Dept. of Agriculture Fish and Wild Life
Contractor:	Canton Construction Corporation
Construction Manager:	PAG Engineering/CIP Division
Notice to Proceed:	TBD
Project Completion:	TBD
Work Status:	Bid Opening was conducted on April 13, 2018. Based on the initial bid amount Canton Const. Submitted the Lowest bid amount of \$48,678.00 followed by IAN Const in the amount of \$116,000.00 and Primo's heavy Equipment with the amount of \$117,500.00. Contractor submitted enviromental assesement and forwarded to Strategic Planning and Department of Agriculture for their information. Contractor submitted permits application to U.S. Army Corps of Engineer.No Activity at this time

<b>Project:</b>	<b>Repair of Mobil Pipeline Concrete Pipe Support and Repainting of All Fuel Pipeline Gate Valves, Flanges, Bolts and Nuts</b>
Project No.:	TBD
Project Amount:	TBD
Funding Source:	PAG Engineering/CIP Division
Contractor:	TBD
Construction Manager:	PAG Engineering/CIP Division
Notice to Proceed:	TBD
Project Completion:	TBD
Work Status:	Site visit was conducted on June 20,2018 for Request for qoutation.Four (4) contractors joined for site visit IAN contractors,Korando corporation,BBR and PPBC.

## FY-18 WORK INJURY REPORT

(01/01/18 to 12/31/18)

<u>Divisions</u>	<u>*Lost-time</u>	<u>**Recordable</u>	<u>*** Refused Treatment</u>
Stevedoring	2	0	0
Transportation	1	0	0
Terminal	0	0	0
EQMR	1	0	0
Others	<u>2</u>	<u>0</u>	<u>0</u>
<b>Total</b>	<b>6</b>	<b>0</b>	<b>0</b>

---

Work Injury Summary for this reporting period: 6/27/2018

Total Injuries for FY-18 to date: 6–Injury

6-- Lost-time

0 – Recordable

0 – Refused Medical Attention

Last disabling work injury was on: 6/27/18

Number of days since last disabling work injury: 26-days

**Note: PAG best record was 222 days or 7 months w/o a disabling work injury**

**\*Lost-time** = If an employee was injured on the job and medical doctor sent him/her home, his/her injury is considered a lost-time.

**\*\*Recordable** = If an employee was injured on the job and medical doctor treated him/her and released him/her back to work on the same day (Recordable because of medical charges).

**\*\*\*Refused Medical Attention:** Filed WC Forms 201 & 202 for record purposes only.

---



**PORT OF GUAM**

ATURIDATI PUEETTON GUAHAN

**Jose D. Leon Guerrero Commercial Port**

1026 Cabras Highway, Suite 201, Piti, Guam 96925

Telephone: 671-477-5931/35 Facsimile: 671-477-2689/4445

Website: [www.portguam.com](http://www.portguam.com)



Eddie Baza Calvo  
Governor of Guam

Ray Tenorio  
Lieutenant Governor

July 24, 2018

MEMORANDUM

TO: Board of Directors

FROM: General Manager

SUBJECT: Ratification of WSP Task Order #06 in the amount of \$14, 438.00

REFERENCE: Purchase Order 14697-OF - Post-Go-Live TOS Consulting Services  
1/1/18 – 5/31/18

---

The Port Authority of Guam is requesting Board approval to ratify WSP Task Order #06 for professional and technical services provided to the Port's IT division in the execution and completion of its Terminal Operation System. Said support services were provided for and delivered to the Port from January 1, 2018 to May 31, 2018.

The Board's approval will enable the Port to pay the invoice, upon its receipt.

I am available should you have any questions.

  
JOANNE M.S. BROWN



**PORT OF GUAM**  
 ATURIDAT I PUETTON GUAHAN  
**Jose D. Leon Guerrero Commercial Port**  
 1026 Cabras Highway, Suite 201, Piti, Guam 96925  
 Telephone: 671-477-5931/35 Facsimile: 671-477-2689/4445  
 Website: www.portguam.com



Eddie Baza Calvo  
 Governor of Guam  
 Ray Tenorio  
 Lieutenant Governor

July 23, 2018

**MEMORANDUM**

TO: Board of Directors  
 FROM: General Manager  
 SUBJECT: Legal Professional Services

In review of the legal billing for the month of May 2018, revealed that such billing has exceeded its budget ceiling. In accordance with the Professional Services Agreement for legal representation, Section III Compensation, the consultant’s monthly billings shall not exceed the sum of \$70,000.00 per month without prior written approval or subsequent ratification by the Port Board of Directors.

The following is provided:

Invoice	Amount	Variance
May 2018	\$81,868.75	\$11,868.75

Port legal representation is provided for cases before the Civil Service Commission, Superior Court, and Supreme Court of Guam.

At this time, management requests for Board ratification of the May 2018 legal invoice to process payment accordingly.

I am available should you have any questions.

  
 JOANNE M.S. BROWN



**PORT OF GUAM**  
ATURIDATI PUETTON GUAHAN  
**Jose D. Leon Guerrero Commercial Port**  
1026 Cabras Highway, Suite 201, Piti, Guam 96925  
Telephone: 671-477-5931/35 Facsimile: 671-477-2689/4445  
Website: [www.portguam.com](http://www.portguam.com)



Eddie Baza Calvo  
Governor of Guam  
Ray Tenorio  
Lieutenant Governor

July 23, 2018

**MEMORANDUM**

TO: Board of Directors  
FROM: General Manager  
SUBJECT: Procurement Continuing Contracts

---

General Services Agency issued Circular No. 2018-011 to all agency heads regarding the fiscal year 2018 requisition close out and the deadline for continuing contract entries scheduled on July 31, 2018.

Board approval is being requested to authorize management to proceed with entering requisition in order to procure the services of the following continuing contracts:

- copier lease, solid waste disposal, water bottle delivery/service, diesel fuel, insurance renewal, workers compensation insurance, vehicle tracking, telecommunications, electronic communications, communications and technology, badge and security access control systems, maintenance support services, series solution service renewal, and postage meter.

This will ensure no disruptions to port operations. I am available should you have any questions.

  
JOANNE M.S. BROWN





**PORT OF GUAM**  
 ATURIDATI PUEYTON GUAHAN  
**Jose D. Leon Guerrero Commercial Port**  
 1026 Cabras Highway, Suite 201, Piti, Guam 96925  
 Telephone: 671-477-5931/35 Facsimile: 671-477-2689/4445  
 Website: www.portguam.com



Eddie Baza Calvo  
 Governor of Guam  
 Ray Tenorio  
 Lieutenant Governor

July 25, 2018

**MEMORANDUM**

TO: Board of Directors  
 FROM: General Manager  
 SUBJECT: Procurement Positions

As part of the Bond Program and Port Improvement Program, the Port Authority will be engaging in projects totaling approximately \$129M to support the Port’s long-term sustainability. A total of twenty-two (22) capital improvement projects is scheduled to begin 2018 thru 2022.

With the anticipated workload, it is critical for the Procurement division to be properly staffed to be able to meet its mandates and its mission. The following is provided.

Existing Personnel

Procurement	Supply
Contracts Administrator	Inventory Administrator
Program Coordinator IV	(2) Supply Technician II
Buyer II	(2) Clerk III
Administrative Assistant	

New Full-Time Equivalent (FTE) Request

Procurement	Supply
Buyer Supervisor	Supply Supervisor
(2) Buyer I	Supply Technician

Board approval is being requested to add five (5) new Full-Time Equivalent positions to the Port Authority’s Staffing Pattern as well as to commit funding to support those positions in the amount of \$38,200 Internet Expense account for this fiscal year.

I am available for any questions you may have.

  
 JOANNE M.S. BROWN



**PORT OF GUAM**  
ATURIDATI PUETTON GUAHAN  
**Jose D. Leon Guerrero Commercial Port**  
1026 Cabras Highway, Suite 201, Piti, Guam 96925  
Telephone: 671-477-5931/35 Facsimile: 671-477-2689/4445  
Website: www.portguam.com



Eddie Baza Calvo  
Governor of Guam  
Ray Tenorio  
Lieutenant Governor

July 24, 2018

**MEMORANDUM**

TO: Board of Directors

FROM: General Manager

SUBJECT: Termination of Acting Appointment/Salary Adjustment – General Accounting Supervisors

---

Termination of Acting Appointment

For informational purposes, the General Accounting Supervisor, namely Joann B. Conway was designated to serve in the acting capacity as the Financial Affairs Controller. This designation took effect back in December 17, 2012 for purposes of continued administration of the Finance division and due to matters held before the Civil Service Commission and Courts of Guam for the personnel holding such position. Given the outcome, the acting appointment of the Financial Affairs Controller is hereby terminated.

Salary Adjustment – General Accounting Supervisors

Pursuant to the Port's Personnel Rules and Regulations, Rule 6.201 which states in part:

*"An employee and/or supervisory official may initiate a written request for consideration of an amendment to the pay grade allocation for the class of position with justification to the General Manager. If the findings of the General Manager indicate the need to amend the pay grade allocation, he shall submit a written request with justification to the Board in accordance with the Board's policies and procedures. Changes adopted shall become effective as directed by the Board."*

Justification

The General Accounting Supervisor (GAS) for Finance has acquired additional duties to their position.

GAS-Expense has been appointed as the Certifying Officer back in December 18, 2012 to ensure funding availability and accountability of vouchers, supporting documents and records.

GAS-Revenue has been working with the Port Revenue Bonds and must ensure the bond indentures are followed and reported properly.

Memo to Board of Directors  
RE: Termination Acting Appt/Salary Adjustment-GAS  
July 25, 2018  
Page 2 of 2

Rule 6.202 Pay Adjustment Following Pay Grade Reassignment

<b>Employee</b>	<b>Position</b>	<b>Pay Grade/Step</b>	<b>Proposed Pay Grade/Step</b>
Miami Elordi	GAS-Expense	NN-10B \$53.85	MM-14A \$57.36
Joann Conway	GAS-Revenue	NN-11D \$57.17	MM-15C \$60.89

This is being presented before the Board for approval at the request of the Deputy General Manager of Admin/Finance Alfred F. Duenas in accordance with Rule 6.200 of the Port's Personnel Rules and Regulations.

I am available should you have any questions.

  
JOANNE M.S. BROWN



**PORT OF GUAM**  
ATURIDATI PUETTON GUAHAN  
Jose D. Leon Guerrero Commercial Port  
1026 Cabras Highway, Suite 201, Piti, Guam 96925  
Telephone: 671-477-5931/35 Facsimile: 671-477-2689/4445  
Website: [www.portguam.com](http://www.portguam.com)



Eddie Baza Calvo  
Governor of Guam  
Ray Tenorio  
Lieutenant Governor

**OPEN/COMMUNICATION SPACE  
LEASE AGREEMENT  
No. 2018-015**

This Space Lease Agreement Amendment is entered this 1 day of September, 2018, by and between **PORT AUTHORITY OF GUAM**, hereinafter referred to as "Lessor", and **Choice Broadcasting, LLC** hereinafter referred to as "Lessee."

**WITNESSETH**

**FOR AND IN CONSIDERATION** of the payment of rent and of the covenants, terms and conditions hereinafter provided, the Lessor hereby leases to the Lessee the following property:

**The portion shown on the attached sketch, marked as "Exhibit A", containing an area of approximately 1,600 square feet of Open Space, located at Route 18, Parcel 1 adjacent to Port Beach, at Port Authority of Guam and to include the Communication Ground Rate in accordance to Public Law 30-19.**

Hereinafter referred to as the "Property": subject however, to the encumbrances of record.

1. **TERM OF LEASE:** The Lease shall commence on **September 1, 2018 through August 31, 2019**. Lessee shall have four consecutive one (1) year options to renew annually with Lessor's consent. Lessor may terminate this lease upon giving Lessee 30-days written notice of Lessor's intent to terminate in accordance with 21 G.C.A. §§5101 and 21105 and pursuant to Paragraph 21 of the Lease. At no time shall the term of this Lease exceed five (5) years.

Notwithstanding the commencement date of this Lease, if for any reason Lessor is unable to deliver possession of the Property to Lessee on said commencement date, Lessor shall not be subject to any liability therefore, nor shall such failure affect the validity of this Lease or the obligations of Lessee hereunder or extend the term hereof, but in such case Lessee shall not be obligated to pay rent until possession of the Property is tendered to the Lessee. If Lessee occupies the leased Property prior to said commencement date, such occupancy shall be subject to all provisions hereof, such occupancy shall not advance termination date of this Lease, and Lessee shall pay prorated rent for such period at the initial monthly rates set forth below.

2. **RENTAL:** Lessee hereby covenants and agrees to pay to Lessor during the term of this Lease, without prior notice or demand, rent as delineated in **Fee Schedule Attachment "Exhibit B"**: The rental payments are due and payable on the first day of each month in a single lump sum amount without set-offs or deductions at the offices of Lessor or other places as Lessor may from time to time designate by written notice given to Lessee. If the Lease does not commence on the first day of the month, rental for the first fractional month shall be prorated and shall be payable on the commencement of the term hereof and the rental for the last fractional month shall be payable on the last fractional month. Upon each of the Lessee's election to extend, both the Lessor and Lessee may negotiate a new rental amount for the renewable term.

**3. USE OF LEASED PREMISES:** The Lessee shall use and occupy the leased premises for the sole purpose of operating an AM transmitter with the intention to use the AM signal to fill coverage of the South of Guam and for no other purposes whatsoever.

The Lessee shall not use the Leased Premises for storage, handling, or disposal of pollutants, toxic substances, and hazardous waste; provided that Lessee may use the Property for the storage, handling or disposal of pollutants or toxic substances in such limited quantities and in such manner as is customary for Lessee's intended operations so long as such use is not in violation of any federal or territorial law, regulation, rule or order. Lessee shall comply with all present and future laws, ordinances or regulations applicable to the leased Property and shall not commit or suffer waste on the leased Property, or use or permit anything on the leased Property which may be unlawful, or constitute a private or public nuisance, or conflict with, invalidate or increase the cost of any of Lessor's fire and extended insurance coverage, or which may be dangerous to persons or the property of the Lessor or other tenants of Lessor, their agents, servants, employees, and customers. The Lessee shall comply with any and all federal and territorial applicable statutes, regulations, rules, orders or directives concerning the use of the Property and safety of the work place. Lessee specifically agrees to comply with the Occupational Safety and Health Act of 1970 (29 USC Section 651 et seq.) and rules and regulations promulgated pursuant thereto.

Lessor does not provide any warranties to Lessee regarding the condition of the leased Property and Lessee agrees to accept the Leased Property in its existing state and condition without regard to the use for which Lessee will use the Leased Property. Lessee is solely responsible for obtaining permits related to Lessee's particular use of the leased Property. Lessee acknowledges that Lessor has made no representations or warranties as to the suitability of the leased property for the conduct of Lessee's business.

**4. INTEREST ACCRUED UPON LATE PAYMENT OF RENT OR OTHER AMOUNT DUE:** If any installment of rent or any other sum due by Lessee to Lessor is not received by Lessor from Lessee by the fifth (5<sup>th</sup>) day of the month then interest shall accrue on the late payment at the rate of two percent (2%) per month. Payment of such interest shall not excuse or cure any default by Lessee under this Lease.

**5. SECURITY DEPOSIT:** The Lessee shall deposit with the Lessor the sum of **One Thousand Nine Hundred Forty and 80/100 (\$1,940.80)** as a security deposit, to be held by the Lessor during the term hereof and any extension of said term, without interest, as security for the payment of rent and the faithful performance by the Lessee of all of the terms, covenants and conditions of this Lease. Said deposit shall be returned to the Lessee within thirty (30) days after Lessee has surrendered possession of the Property to the Lessor if the Lessee is not then in default of any of the provisions of this Lease; and provided that, if at any time during the term of this Lease any of the rent or charges herein are overdue and unpaid or the Lessor has sustained any loss or damage due to any breach of covenant by the Lessee, the Lessor may, at its option, appropriate and apply all or any portion of said deposit to the payment of such overdue rent and charges or loss or damage sustained by the Lessor; provided, further, that if the Lessor should appropriate and apply all or any portion of said deposit for purposes aforesaid, the Lessee shall, upon written demand of the Lessor, remit to the Lessor a sufficient amount of cash to restore said security to the original sum deposited and the Lessee's failure to do so within five (5) calendar days of notice of such demand

shall constitute a breach of this Lease for which the Lessor may, at Lessor's option, terminate this Lease.

6. **UTILITIES, TAXES AND ASSESSMENTS:** The Lessee is responsible for and shall pay on a timely basis when due and payable, all water, power, light, sewerage, refuse collection, taxes, assessments and other utilities and public charges arising thereto, levied or assessed against the premises, or arising by reason of the occupancy, use or possession of the same. If Lessor is billed directly and pays for any of these charges, Lessee shall reimburse Lessor for the amount paid no later than five (5) days after receiving Lessor's invoice. If the Lessee, in good faith, shall contest such payment, the Lessee must make payment and file in the name of the Lessor all such protests or other instruments and commence or prosecute proceedings for the purpose of each contest. If the Lessee's Property are not separately metered, then the Lessor shall have the option or right, but not the obligation to have separate meters installed for water or power at Lessor's cost. Otherwise, the Lessor shall determine the amount of water or power consumed by the Lessee and shall charge or invoice, the Lessee the amount the Lessor reasonably determines to be fair and equitable.

7. **IMPROVEMENTS:** The Lessee shall not make, construct or rebuild any improvements on the property without the prior written approval of the Lessor which approval shall not be unreasonably withheld. In the event the Lessor consents to the Lessee placing improvements on the property, the improvements shall be made at the sole cost and expense of Lessee and in compliance with all applicable building codes Lessee shall be required to post performance and payment bonds to assure the Lessor that all work shall be completed free and clear of any mechanic's liens and encumbrances and that all parties shall be paid thereon. All bonds shall be with an insurance company doing business on Guam and such company shall be to full satisfaction of the Lessor. The form and substance of all bonds must also be to the satisfaction of the Lessor. **The Lessor must first approve all plans, drawings and specifications.** Upon the termination of this Lease, all such improvements shall become the property of the Lessor; provided, however, that UNLESS Lessor has previously consented to any such improvement remaining on the Property upon the Lessor's request at any time up to five (5) days after the termination of the Lease, the Lessee shall at the Lessee's sole cost remove any and all improvements placed thereon by the Lessee and restore the Property back in good and clean order, condition and level grade and pay all costs and expenses of repairing any damages to the Leased Property caused by their removal. As to the removal of any improvements or buildings on the Property, such shall require the prior written consent and approval of the Lessor; provided that if Lessor fails to give such approval, Lessee shall be released from its removal obligation. All improvements and buildings placed thereon shall be maintained at all times in good order and condition to the satisfaction of the Lessor.

8. **MAINTENANCE AND REPAIRS:** Lessee admits by entering into possession of the leased Property under this Lease that the leased Property is in a clean, good and safe condition and repair and upon termination of this Lease the Lessee shall surrender the leased Property to the Lessor in good condition and repair as the leased Property is as of the date of execution of this Lease, reasonable wear and tear and ordinary deterioration and loss or damage expected.

- 1) The Lessee shall, at its own expense, at all time during said term of this Lease, repair, maintain and keep the Property including but not limited to the building, driveway and parking area in a clean, good and safe order, condition and repair, reasonable wear and tear expected.
- 2) If the Lessee fails to maintain the Property in the state, condition and repair as set forth above, the Lessor shall notify Lessee in writing of any deficiency and if Lessee fails to

promptly correct the situation, Lessor shall notify Lessee in writing of any deficiency and if Lessee fails to promptly correct the situation, Lessor may, at Lessor's option, cause such cleaning or maintenance to be made to restore the Property to the clean and orderly condition as set forth above, and in such event, the Lessee agrees to pay upon demand by the Lessor all of the costs and expenses plus twenty percent of all costs and expenses incurred in connection therewith; and after demand, interest at the rate of two percent (2%) per month until said amount has been paid by the Lessee.

- 3) Lessee agrees to permit the Lessor and its agents to enter the Property or any part thereof at all reasonable hours for the purpose of examining the same or making such repairs or alterations as may be necessary; provided that unless the situation does not permit prior notice to be given, Lessor shall notify Lessee in advance of any such proposed entry and shall to the extent reasonably possible minimize any interference with Lessee's operations on the Property.

9. **LIABILITY INSURANCE:** The Lessee agrees to procure and maintain in force during the term of this Lease and any extension thereof, at its expense, public liability insurance, in companies and through brokers authorized to do business in Guam, in a minimum amount of Five Hundred Thousand Dollars (\$ 500,000.00) for each person injured, One Million Dollars (\$ 1,000,000.00) for any one accident, and Two Hundred Thousand Dollars (\$200,000.00) for property damage. Certificates of insurance shall be delivered to the Lessor and shall state that should any of the above described policies be cancelled before the expiration date thereof, notice will be delivered in accordance with the Lessee's policy provisions. If any claims covered by the insurance policies purchased by the Lessee arises, it is understood and agreed that the Lessee's policies shall be primary before any of the Lessor's policies. The Lessee's failure to provide and maintain insurance coverage, as set forth herein shall be a breach of the conditions of this Lease and a default of this Lease shall result in an automatic termination of this Lease. In the event of such termination, the Lessee shall immediately vacate the premises.

10. **INDEMNITY:** The Lessee hereby agrees to release, indemnify and to hold Lessor harmless and free from and against any and all loss, expense, cost, damage or liability, whatsoever sustained by person or property and against any and all claims of third persons for damages arising out of Lessee's use of the Property, and for any and all damages paid out by Lessor resulting from a reasonable settlement of any claim or judgment, as well as for all costs, expenses and attorney's fees incurred in connection therewith. However, Lessee's obligations to indemnify Lessor shall not apply if such loss, injury, damages, claim or liability are proximately caused by Lessor's material breach or negligence or by the willful misconduct of Lessor.

11. **LIABILITY FOR ENVIRONMENTAL HAZARDS:** (a). Lessee agrees to indemnify and save harmless Lessor, Lessor's successors and assigns and Lessor's present and future officers, directors, employees and agents from and against any and all liabilities, penalties, fines, forfeitures, demands, damages, losses, claims, causes of actions, suits, judgments, and costs and expenses incidental thereto (including cost of defense, settlement, reasonable attorney's fees, reasonable consultant's fees and reasonable expert fees), which Lessor may hereafter suffer, incur, be responsible for or disburse as a result of, directly or indirectly caused by or arising out of any Environmental Hazards existing on or about the Property to the extent that any such existence is caused by Lessee's, present or future activities on the Property, including, but not limited to:

- (1) Any governmental action, order, directive, administrative proceeding or ruling;

- (2) Personal or bodily injuries (including death) or damage (including loss of use) to any premises (public or private);
- (3) Cleanup remediation, investigation or monitoring of any pollution or contamination of or adverse effects on human health or the environment; or
- (4) Any violation or alleged violation of laws, statutes, ordinances, orders, rules or regulations of any governmental entity or agency (collectively "Environmental Liabilities").

(b). Lessor agrees to indemnify and save harmless Lessee, Lessee's successors and signs and Lessee's present and future officers, directors, employees and agents from and against any and all liabilities, penalties, fines, forfeitures, demands, damages, losses, claims, causes of action, suits, judgments, and cost and expenses incidental thereto (including cost of defense, settlement, reasonable attorney fees, reasonable consultant's fees and reasonable expert fees), which such parties may hereafter suffer, incur, be responsible for or disburse as a result of, directly or indirectly caused by or arising out of any Environmental Hazards existing on or about the Property at the commencement of the Lease or caused by Lessor, including, but not limited to the items in subparagraphs (1) through (4) of the above paragraphs.

The term "Environmental Hazards" shall be defined as hazardous substances, hazardous wastes, biological and medical wastes and by-products, radioactive and electromagnetic emissions, chemical pollutants, asbestos, polychlorinated biphenyl (PCBs), petroleum or other fuels (including crude oil or any fraction or derivative thereof) and underground storage tanks. The term "hazardous substances" shall be defined in the Comprehensive Environmental Response, Compensation and Liability Act ("CERCLA," 42 U.S.C. Section 9601, et seq), and any regulations promulgated pursuant thereto. The term "pollutants" shall be defined in the Clean Water Act (33 U.S.C. Section 1261 et seq.) and any regulations promulgated pursuant thereto. This provision shall survive termination of this Lease.

(c). In the event any Environmental Hazards are found at any time to be in existence on or about the Property other than any Environmental Hazards whose existence is caused by Lessee's activities on the Property, both Lessor and Lessee shall have the right to terminate this Lease by so notifying Lessee in writing. Any such termination shall be coordinated so as to avoid unnecessary disruption to Lessee's operations.

## **12. DAMAGE OR DESTRUCTION TO PROPERTY DUE TO CASUALTY:**

- a. **To Lessee's Property:** Lessee accepts full and sole responsibility for any damages to Lessee's property as may be caused by fire, earthquake, typhoon, or other disaster natural or otherwise. Lessee hereby waives any claims for such damages against Lessor.
- b. **To the Property:** If as a result of a fire, earthquake, typhoon, or other disaster natural or otherwise the Property becomes unsuitable for Lessee's use as described herein, Lessee may terminate this Lease. If as a result of any damage either to the Property or to the building of which they are a part the Lessor determines to demolish or rebuild the Property or the building of which they are a part, then and in such event the Lessor may terminate this Lease. If either the Lessor or Lessee shall opt to terminate this Lease pursuant to this section, the terminating party shall notify the other party of its intended termination within thirty (30) days after the casualty in question. If the Lessor elects to terminate this Lease, such termination



shall be effective upon not less than five (5) days written notice to Lessee, and the Lessee shall thereafter immediately vacate the Property and surrender the same to the Lessor, and shall be responsible for such rent as may be due to the date of termination. If the Lessor does not elect to terminate this Lease, the Lessor shall repair and/or rebuild the Property as promptly as possible, subject to any delay from causes beyond Lessor's reasonable control, and the term shall continue in full force and effect, subject to equitable abatement in the fixed minimum monthly rental from the time of said damage or destruction until said Property are repaired or restored.

**13. COMPLIANCE WITH ALL APPLICABLE RULES AND REGULATIONS:** Lessee shall, during the term of this Lease, comply with all present and future laws, ordinances, orders, rules, regulations and requirements of the federal or territorial governments or any of their agencies with respect to the installation, maintenance and operation of Lessee's antenna system. Lessee agrees to hold harmless and indemnify Lessor from any and all fines or other liability associated with the installation, maintenance, or operation of Lessee's antenna system. Issuance of any notices of fines or violations from any governmental agency for a violation of any applicable law, ordinance, order, rule, regulation, or requirement associated with the installation, maintenance, or operation of Lessee's antenna system, if not fully resolved to the reasonable satisfaction of Lessor within five days of receiving such notice, shall be considered default of the terms of this Lease and grounds for immediate termination of the Lease upon thirty (30) days prior written notice from Lessor. Lessee shall, within five business days of written demand by Lessor, produce for Lessor's inspection any copy of business licenses, permits, or other written documents that evidence Lessee's compliance with applicable laws, rules, or regulations or Lessee's authority to operate its antenna system. Failure of Lessee to produce documents as described in this section shall constitute a material breach and default of the terms herein and grounds for immediate termination of the Lease.

**14. DEFAULT:** Time is of the essence and the Lessee shall automatically be in default of this Lease if:

- a. The Lessee shall fail to pay any installment or rent hereby reserved or shall fail to pay any taxes or other charges required to be paid by the Lessee within five (5) days after the due date under the terms of this Lease;
- b. The Lessee shall materially breach any material term, provision or covenant of this Lease, other than the payment of rent, taxes or other charges and fails to commence the removal of curing of such breach within thirty (30) days from and after written notice from the Lessor;
- c. Lessee abandons the Property for more than sixty (60) consecutive days; or
- d. The Lessee shall become insolvent or file for bankruptcy.

**15. REMEDIES:** Upon the occurrence of any event of default specified in Paragraph 14 above, the Lessor may terminate this Lease and may, upon 24 hours written notice, enter in, into and upon the leased Property and take possession of all buildings, fixtures and improvements, and evict the Lessee without liability for trespass. The remedies herein shall not prejudice the Lessor's other rights and remedies at law or equity.

16. **SUBLEASE AND ASSIGNMENT:** The Lessee shall not have the right to assign or sublet this Lease without the written consent of the Lessor; provided that Lessor consents to an assignment to an affiliate of Lessee. The Lessor shall have the right to withhold its consent for any reason whatsoever and shall not be bound to justify or produce any reasons or justifications for such withholding of the consent.

17. **ACCORD AND SATISFACTION:** No payment by the Lessee or receipt by the Lessor of a lesser amount than the monthly rent herein stipulated shall be deemed to be other than on account of rents due, nor shall any endorsement or statement on any check or any letter accompanying any check or payment of rent be deemed an accord and satisfaction, and the Lessor may accept such check or payment without prejudice to the Lessor's right to recover the balance of such rent or pursue any other remedy provided in this Lease. In the event that the rent or any other monies, which are due hereunder by the Lessee, are delinquent, the Lessor may, upon the receipt of any payments, apply them to any account or period it shall determine in its discretion.

18. **WAIVER OF BREACH:** The failure of Lessor to seek redress of violation of, or to insist upon the strict performance of any covenant or condition of this Lease or other rules and regulations, shall not prevent a subsequent act, which would have originally constituted a violation from having all the force and effect of an original violation. The receipt or acceptance of rent payments by Lessor with knowledge of breach of any covenant of this Lease shall not be deemed a waiver of any such breach. No provision of this Lease shall be deemed to have been waived by Lessor, unless such waiver is in writing signed by Lessor.

19. **ATTORNEY'S FEES AND COSTS INCURRED TO ENFORCE LEASE PROVISIONS:** Pursuant to 5 G.C.A. Section 6301 (a), in all cases the Government of Guam and its agencies may not be held liable for prejudgment interest, nor for any punitive damages, nor for the attorneys' fees of a claimant. Therefore, in the event of any dispute arising out of this Agreement, it is hereby stipulated and agreed that the parties shall each bear their own costs and fees, including attorneys' fees.

20. **NOTICES:** All notices, as may be required by law or this lease shall, be made by personal delivery or by registered or certified mail, addressed to the proper party as follows:

As to the Lessor: **PORT AUTHORITY OF GUAM**  
**1026 Cabras Highway**  
**Suite 201**  
**Piti, Guam 96925**  
**(671) 477-5931 Fax: (671) 477-2689/5948**

As to the Lessee: **Richard Yu**  
**Managing Member**  
**Choice Broadcasting**  
**543A North Marine Corps Drive**  
**Tamuning, Guam 96913**  
**Tel: (671) 888-8888 Fax: N/A**  
**Email: Richard.Yu@choicephonellc.com**

All notices to the Lessee shall be deemed delivered as of the date of the postmark of any mail or notices properly addressed and registered by the U.S. Post Office provided that such notice and mail is properly addressed, as set forth above, contains sufficient postage and is registered.

21. **TERMINATION OF LEASE** The Lessor or Lessee shall have the right to terminate this Lease whether or not Lessee is in default upon giving the other party 30-days written notice in accordance with 21 G.C.A. §§5101 and 21105. Lessee shall vacate the Property upon termination of the Lease. Lessee shall be liable to Lessor for any and all costs incurred by Lessor to cause Lessee to vacate the Property after the termination of the Lease.

22. **COMPLIANCE WITH ALL APPLICABLE RULES AND REGULATIONS OF LESSOR:** Lessee agrees at all times to abide by the existing regulations of the Lessor and to require all business invitees of the Lessee to observe such regulations and to engage in no activity that is contrary to such regulations. It is further agreed that the Lessor shall have full authority to reasonably determine what activities come within the scope of such regulations.

23. **RELATIONSHIP OF THE PARTIES:** Nothing contained in this Lease Agreement shall be deemed or construed by the parties hereto, or by any third parties, to create the relationship of principal and agent, or a partnership or joint venture, or of any association or relationship other than relationship of Lessor and Lessee.

24. **SEVERABILITY:** If any term, condition or provision of this Lease is held by a court of competent jurisdiction to be invalid, void or unenforceable, the remainder of the provisions shall remain in full force and effect and shall in no way be affected, impaired or invalidated.

25. **AGREEMENT COMPLETE/AMENDMENTS IN WRITING:** It is expressly agreed that this Lease contains all of the terms, covenants, conditions, representations, warranties and agreements between the parties hereto relating in any manner to the use and occupancy of the Property, and that no prior agreement or understanding pertaining to the same shall be valid or of any force or effect, and that the terms, covenants, conditions and provisions of this Lease cannot be altered, changed, modified or added to except in writing signed by the parties hereto.

26. **INTERPRETATION OF LEASE:** The language in all parts of this Lease shall be in all cases construed simply, according to its fair meaning, and not strictly for or against Lessor or Lessee. Captions and paragraph headings are for convenience and reference only, and shall not be deemed to limit or in any manner restrict the contents of the paragraph to which they relate.

27. **GOVERNING LAW:** This Lease shall be governed and construed in accordance with the laws of Guam.

28. **BINDING EFFECT:** This Lease Agreement and the terms, covenants and conditions contained herein shall be binding upon the parties hereto their respective heirs, legal representatives, successors and assigns.

29. **APPLICATION OF THE GOVERNMENT CLAIMS ACT:** The Government Claims Act shall apply to all disputes arising out of this lease.

*IN WITNESS WHEREOF*, the parties hereto have executed this instrument on the date first above written.

**LESSOR:**

**LESSEE:**

**PORT AUTHORITY OF GUAM**

**CHOICE BROADCASTING, LLC**

By: \_\_\_\_\_  
**JOANNE M.S. BROWN**  
General Manager

By: \_\_\_\_\_  
**RICHARD YU**  
Managing Partner

**APPROVED AS TO FORM:  
ATTORNEYS FOR THE PORT:  
PHILLIPS & BORDALLO, PC**

By: \_\_\_\_\_  
MICHAEL F. PHILLIPS

**ACKNOWLEDGEMENT**

)  
) **ss:**  
)

On this \_\_\_\_\_ day of \_\_\_\_\_, 2018 before me, the undersigned notary, personally appeared, **Richard Yu** whose name is signed on the Lease Agreement, and acknowledged to me that he/she signed it voluntarily for its stated purpose.

\_\_\_\_\_  
(Official signature and seal of notary)

)SEAL(

**“Exhibit B”**

**Fee Schedule**

**Lease Agreement No.: 2018-015**

**Monthly Fee Schedule**

<b>LOCATION</b>	<b>Open</b>	<b>RATE</b>	<b>MONTHLY RATE</b>	<b>TOTAL</b>
<b>Family Beach</b>	<b>1,600 ft2</b>	<b>\$.56</b>	<b>\$896.00</b>	
<b>5% Surcharge</b>			<b>\$44.80</b>	
<b>Telecommunication</b>			<b>\$1,000.00</b>	
			<b>Monthly</b>	<b>\$1,940.80</b>

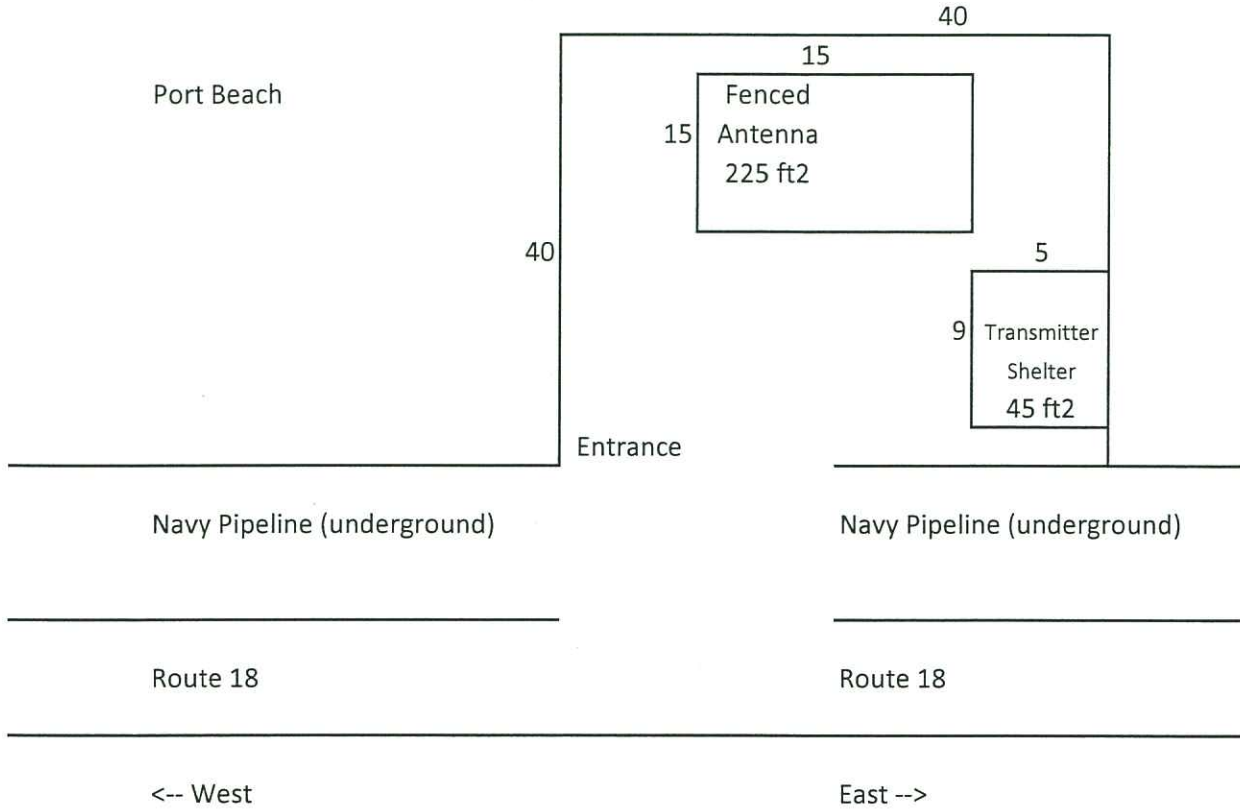
---


**Richard Yu**  
**Managing Partner**

Commercial:\_\_\_\_\_

Exhibit A  
Open Space Lease- Map  
Choice Broadcasting, LLC  
Lease Agreement Number: 2018-015

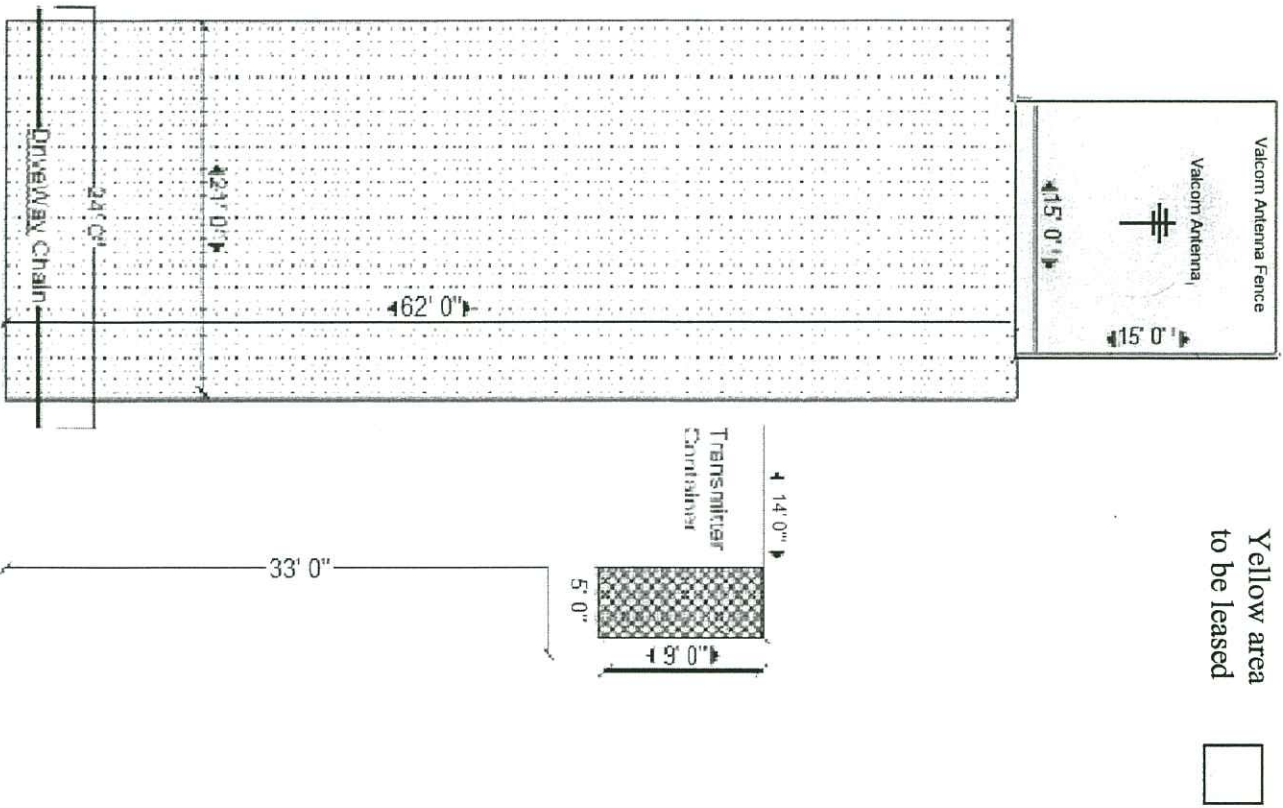
Total Square Footage: 1,600  
(Not Drawn to Scale)





Layout for the proposed Choice Broadcasting Lease indicating 15 ft X 15 ft fenced Antenna site and the 5 ft X 9 ft Transmitter Shelter.

# KUSG Antenna and Transmitter Container







**PORT OF GUAM**  
ATURIDATI PUETTON GUAHAN  
**Jose D. Leon Guerrero Commercial Port**  
1026 Cabras Highway, Suite 201, Piti, Guam 96925  
Telephone: 671-477-5931/35 Facsimile: 671-477-2689/4445  
Website: [www.portguam.com](http://www.portguam.com)



Eddie Baza Calvo  
Governor of Guam  
Ray Tenorio  
Lieutenant Governor

July 24, 2018

**MEMORANDUM**

TO: Board of Directors  
FROM: General Manager  
SUBJECT: OEA Grant Award

---

The Port Authority of Guam, as a sub grantee to the Office of the Governor (OOG), was recently successful in its 2018 grant application to the Office of Economic Adjustment (OEA). The grant award amount is \$900,000.00 which will fund the Port's 3rd Option Year of the Professional and Technical Services contract with its Owner's Agent Engineer WSP USA Inc. The original contract was issued on November 2015 under RFP-PAG-015-003.

Based on this, Board approval is being requested to place the \$900,000.00 OEA Grant Award in the Revenue and Expense Fiscal Year 2018 budget for purposes of expending such funds in accordance with its contract.

I am available should you have any questions.

JOANNE M.S. BROWN



**PORT OF GUAM**  
 ATURIDAT I PUETTON GUAHAN  
**Jose D. Leon Guerrero Commercial Port**  
 1026 Cabras Highway, Suite 201, Piti, Guam 96925  
 Telephone: 671-477-5931/35 Facsimile: 671-477-2689/4445  
 Website: www.portguam.com



Eddie Baza Calvo  
 Governor of Guam  
 Ray Tenorio  
 Lieutenant Governor

July 24, 2018

**MEMORANDUM**

TO: Board of Directors  
 FROM: General Manager  
 SUBJECT: Budget Transfer Request: CY Improvement Trench Drain Repairs/Upgrade

The Port Authority is looking to repair and upgrade the trench drain system in the container yard. Purpose is to accommodate the Port’s new heavy equipment (top loaders and tractors). The scope of work will address the replacement of the existing damage steel grating to a heavy duty pre cast concrete slotted drain cover.

In having gone through the procurement process for this project (PAG-CIP-018-003), the bid amount was at \$456,759.30; however, the approved budget amount is \$247,629.00; leaving a shortfall of \$260,000.00 to cover the balance to include contingencies.

As such, management request Board approval to transfer the budget from the following funding source for this project.

<b>Funding Source</b>	<b>Amount</b>
FMF Installation of Additional Reefer Outlets	\$68,486.00
FMF Small Projects	\$186,903.00
CIP Container Yard Water Line Valves	\$4,611.00
<b>Total:</b>	<b>\$260,000.00</b>

I am available should you have any questions.

  
 JOANNE M.S. BROWN

**Port Authority of Guam  
Board of Directors Regular Board Meeting  
July 18, 2018**

**Executive Summary  
IFB-PAG-CIP-018-004**

**Design build to supply and install 4 each 40 ft. galvanized steel poles with LED lighting and 12 each aluminum poles with LED solar lighting**

**PURPOSE:** Request the Board of Directors to approve the Invitation for Bid award to **J&G Construction for design build to supply and install metal and aluminum poles with LED and, or solar LED lighting**, IFB-PAG-CIP-No. 018-004.

**BACKGROUND:**

On Thursday, May 17, 2018, an Invitation for Bid (IFB) was issued to solicit qualified construction companies to provide construction service for the design build to supply and install poles with led solar lighting by advertising a public notice through the Guam Daily Post, a local newspaper. The deadline to submit proposals was on Friday, June 18, 2018. Five (5) companies expressed their interest by registering and obtaining the package. Three (3) firms officially submitted their proposals in response to the IFB.

After the opening of all sealed bids and determining that all offers were responsible and responsive, the submission from J&G Construction had been determined to be the lowest bidder, and in accordance to 2 GAR §3109(n)(2) of the Guam Procurement Rules and Regulations is being recommended for award.

As part of the IFB procurement process, a letter of Notice of Intent to Award was sent to J&G Construction on July 3, 2018.

**LEGAL REVIEW:**

The necessary documents pertaining to this project have been prepared and will be forwarded to the Port's legal counsel. Upon Board's approval of this award and legal's approval of the contract to form, the agreement will be executed, and services will commence shortly thereafter.

**FINANCE REVIEW:**

Funding for the contract is made possible through Port Security Grant Program 2016.

**RECOMMENDATION:**

Management requests the Board of Directors' motion to approve the award of this IFB contract to **J&G Construction** in the amount of Three Hundred Thirty-Six Thousand Five Hundred Sixty-One and 02/100 (\$336,561.02), to be delivered 243 calendar days from the notice to proceed. The contractor has been deemed to have met all the requirements set forth in the IFB and is consistent with the Guam Procurement Regulations.



**PORT OF GUAM**  
ATURIDAT I PUETTON GUAHAN  
**Jose D. Leon Guerrero Commercial Port**  
1026 Cabras Highway, Suite 201, Piti, Guam 96925  
Telephone: 671-477-5931/35 Facsimile: 671-477-2689/4445  
Website: [www.portguam.com](http://www.portguam.com)



Eddie Baza Calvo  
Governor of Guam  
Ray Tenorio  
Lieutenant Governor

July 23, 2018

**MEMORANDUM**

TO: Board of Directors

FROM: General Manager

SUBJECT: MagPRO Awards – Governor’s Employees Recognition Program

---

The 2018 Annual MagPRO Awards is a government-wide employee recognition ceremony within the executive branch of the government of Guam. This year, the program celebrates 31 years of recognizing the outstanding employees of the government of Guam who dedicate themselves to provide the daily basic vital services to the people of Guam. The awards ceremony is slated to take place in October 2018.

In a letter dated June 15, 2018, the MagPRO Committee is requesting the Port Authority of Guam to become a ‘Silver Sponsor’ for the program in the amount \$2,500.00. Contributions will be used to support the operations of the MagPRO awards program as well as purchase trophies, pins and medallions. Funding source is through the General Manager’s Miscellaneous account.

I am available should you have any questions.

  
JOANNE M.S. BROWN



**PORT OF GUAM**  
ATURIDAT I PUETTON GUAHAN  
**Jose D. Leon Guerrero Commercial Port**  
1026 Cabras Highway, Suite 201, Piti, Guam 96925  
Telephone: 671-477-5931/35 Facsimile: 671-477-2689/4445  
Website: [www.portguam.com](http://www.portguam.com)



Eddie Baza Calvo  
Governor of Guam  
Ray Tenorio  
Lieutenant Governor

July 23, 2018

**MEMORANDUM**

TO: Board of Directors  
FROM: General Manager  
SUBJECT: USA Today Advertisement

---

The USA Today publication will be featuring a special edition on the U.S. Department of Transportation. The edition will cover 51 years of DOT's accomplishments and achievements and its operating administrations and bureaus. Port being part of the maritime industry, USA Today is requesting for Port Authority support.

This request is being presented before the Board for approval. If so approved, the advertising space is for a sixteenth page space in the amount of \$1,350.00. The funding source is through the General Manager's Miscellaneous account.

I am available should you have any questions.

  
JOANNE M.S. BROWN



**PORT OF GUAM**  
ATURIDAT I PUETTON GUAHAN  
**Jose D. Leon Guerrero Commercial Port**  
1026 Cabras Highway, Suite 201, Piti, Guam 96925  
Telephone: 671-477-5931/35 Facsimile: 671-477-2689/4445  
Website: [www.portguam.com](http://www.portguam.com)



Eddie Baza Calvo  
Governor of Guam  
Ray Tenorio  
Lieutenant Governor

July 23, 2018

**MEMORANDUM**

TO: Board of Directors  
FROM: General Manager  
SUBJECT: Travel Authorization Request:  
: ATOSSCOM Annual Conference

As you may be aware, the Port Authority of Guam serves as secretary to the Association of Terminal Operators, Stevedoring and Shipping Companies of Micronesia (ATOSSCOM). The association will be holding its Annual Conference on August 1-2, 2018 in Saipan.

It is therefore being requested that authorization be granted for the following port participants or as otherwise designated by the General Manager.

Purpose:	ATOSSCOM Annual Conference	
Travel Date:	July 30, 2018 – August 3, 2018	
Destination:	Saipan	
Participants:	Francisco Santos, Chairman John Santos, Operations Manager Margret Duenas, ASO	
Travel Cost:	Airfare:	\$1,603.47
	Per Diem:	\$2,957.50
	Registration:	<u>\$50.00</u>
		<b>\$4,610.97</b>

I am available should you have any questions.

  
JOANNE M.S. BROWN



**PORT OF GUAM**

ATURIDAT I PUETTON GUAHAN

**Jose D. Leon Guerrero Commercial Port**

1026 Cabras Highway, Suite 201, Piti, Guam 96925

Telephone: 671-477-5931/35 Facsimile: 671-477-2689/4445

Website: [www.portguam.com](http://www.portguam.com)



Eddie Baza Calvo  
Governor of Guam

Ray Tenorio  
Lieutenant Governor

July 23, 2018

**MEMORANDUM**

TO: Board of Directors

FROM: General Manager

SUBJECT: Travel Authorization Request  
: AAPA 107<sup>th</sup> Annual Convention

The Port Authority of Guam is a member of the American Association of Ports Authority (AAPA). AAPA will be holding its 107<sup>th</sup> Annual Convention. AAPA promotes the common interests of the port community, and provides critical industry leadership on security, trade, transportation, infrastructure, environmental and other issues related to port development and operations. There will be business sessions and social networking events for port professionals in the maritime industry.

In light of this, Board approval is being requested for port representatives to attend as follows:

Purpose: 107<sup>th</sup> AAPA Annual Convention  
Travel Date: October 7-10, 2018  
Place: Valparaiso, Chile  
Participant(s): Port Representatives (2 pax)  
Travel Cost: Airfare: \$2,796.78  
Per Diem: \$3,155.00  
Registration: \$2,200.00  
**\$8,151.78**

I am available should you have any questions.

  
JOANNE M.S. BROWN



**PORT OF GUAM**

ATURIDAT I PUETTON GUAHAN

**Jose D. Leon Guerrero Commercial Port**

1026 Cabras Highway, Suite 201, Piti, Guam 96925

Telephone: 671-477-5931/35 Facsimile: 671-477-2689/4445

Website: [www.portguam.com](http://www.portguam.com)



Eddie Baza Calvo  
Governor of Guam

Ray Tenorio  
Lieutenant Governor

July 23, 2018

**MEMORANDUM**

TO: Board of Directors

FROM: General Manager

SUBJECT: Travel Authorization Request  
: E0705 Fundamentals of Grants Management

---

The USDHS/FEMA will be holding the E0705 Fundamentals of Grants Management training. The Grants Management Technical Assistance (GMTA) Program is designed to enhance the recipient's ability to administer and manage their federal financial assistance. The course covers high-level grant management principles with the understanding that processes may differ from program to program and recipients will need to pay close attention to the Notice of Funding Opportunity/Program Guidance's for more details that are specific. *The course is 100% federally funded through the Port Security Grant Program.*

Request is being made to authorize travel for port participants as presented or as otherwise designated by the General Manager.

Purpose: E0705 Fundamentals of Grants Management  
Travel Date: August 13-16, 2018  
Place: Emmitsburg, Maryland  
Participant: Dora Perez, Planner IV  
Mary Jane Camacho, Accountant II  
Mark Cabrera, Buyer II

I am available should you have any questions.

  
IOANNE M.S. BROWN





**PORT OF GUAM**  
ATURIDATI PUEYTON GUAHAN  
**Jose D. Leon Guerrero Commercial Port**  
1026 Cabras Highway, Suite 201, Piti, Guam 96925  
Telephone: 671-477-5931/35 Facsimile: 671-477-2689/4445  
Website: [www.portguam.com](http://www.portguam.com)



Eddie Baza Calvo  
Governor of Guam  
Ray Tenorio  
Lieutenant Governor

July 23, 2018

**MEMORANDUM**

TO: Board of Directors

FROM: General Manager

SUBJECT: Travel Authorization Request  
: E0101 Foundations of Emergency Management

---

The USDHS/FEMA is offering an E0101 Foundation of Emergency Management course. The prerequisite is to have completed the courses of E0102 thru E0105 to enable participation in the E0101 course. Upon completion, the participant(s) will have achieved the entry-level National Emergency Management Basic Academy and be awarded certificate of completion. There are currently two port personnel that have completed the requisite course requirements, namely Frank Lujan and Joseph Leon Guerrero.

This course will be administered by the Emergency Management Institute that is scheduled on September 10-21, 2018. Topics include: legal issues, intergovernmental and interagency context, influencing, organizing, social vulnerability issues, managing stress, collaboration, preparedness, team building, mitigation, response, prevention and protection, ethical decision-making, recovery, technology, and administration. *The course is 100% federally funded through the Port Security Grant Program.*

The port personnel identified to attend the conference are as follows.

Purpose: E0101 Foundations of Emergency Management  
Travel Date: September 10-21, 2018  
Place: Emmitsburg, Maryland  
Participant: Frank Lujan, Program Coordinator III  
Joseph Leon Guerrero, Transportation Supervisor

I am available should you have any questions.

  
JOANNE M.S. BROWN



**PORT OF GUAM**  
ATURIDATI P UETTON GUAHAN  
**Jose D. Leon Guerrero Commercial Port**  
1026 Cabras Highway, Suite 201, Piti, Guam 96925  
Telephone: 671-477-5931/35 Facsimile: 671-477-2689/4445  
Website: [www.portguam.com](http://www.portguam.com)



Eddie Baza Calvo  
Governor of Guam  
Ray Tenorio  
Lieutenant Governor

July 23, 2018

**MEMORANDUM**

TO: Board of Directors  
FROM: General Manager  
SUBJECT: Travel Authorization Request  
: New Mexico Tech

---

Throughout the calendar year New Mexico Tech offers various training that is federally funded which are recognized by the office of Homeland Security. Request is being made to authorize travel for port participants as presented or as otherwise directed by the General Manager. **100% federally funded.**

**September 25-28, 2018**

Incident Response to Terrorist Bombing, New Mexico Tech, Socorro, New Mexico

1. Angela Yoshida, Cargo Checker
2. John Santos, Equipment Operator III

**September 25-28, 2018**

Prevention of and Response to Suicide Bombing Incidents, New Mexico Tech, Socorro, New Mexico

1. Derrick Balajadia, Crane Operator Leader

I am available should you have any questions.

  
JOANNE M.S. BROWN