



**PORT OF GUAM**  
ATURIDAT I PUETTON GUAHAN  
**Jose D. Leon Guerrero Commercial Port**  
1026 Cabras Highway, Suite 201, Piti, Guam 96925  
Telephone: 671-477-5931/35 Facsimile: 671-477-2689/4445  
Website: [www.portguam.com](http://www.portguam.com)

**PORT OF GUAM**  
ATURIDAT I PUETTON GUAHAN  
**Jose D. Leon Guerrero Commercial Port**  
1026 Cabras Highway, Suite 201, Piti, Guam 96925  
Telephone: 671-477-5931/35 Facsimile: 671-477-2689/4445  
Website: [www.portguam.com](http://www.portguam.com)



Eddie Baza Calvo  
Governor of Guam  
Ray Tenorio  
Lieutenant Governor

REGULAR MEETING OF THE BOARD OF DIRECTORS  
Jose D. Leon Guerrero Commercial Port  
Tuesday, August 28, 2018  
11:45 a.m.

**A G E N D A**

- I. CALL TO ORDER
- II. APPROVAL OF MINUTES
  1. July 25, 2018 – Regular Board Meeting
- III. PUBLIC COMMENTS:
  - a. Public Comments
  - b. Employee Comments
  - c. PAGGMA Association
- IV. GENERAL MANAGER'S REPORT
- V. OLD BUSINESS
  1. Formulation of Board Committee
- VI. NEW BUSINESS
  1. Conversion of Positions – Transportation Division
  2. Funding of Position
    - a. Procurement & Supply Manager
    - b. Accounting Technician III
    - c. Safety Inspector I
  3. Resolution No. 2018-05 Compensation Plan
  4. Fiscal Year 2019 Proposed Budget
  5. Performance Evaluation of Deputy General Manager of Administration/Finance
- VII. ADJOURNMENT



## PORT OF GUAM

ATURIDAT I PUETTON GUAHAN

Jose D. Leon Guerrero Commercial Port

1026 Cabras Highway, Suite 201, Piti, Guam 96925

Telephone: 671-477-5931/35 Facsimile: 671-477-2689/4445

Website: [www.portguam.com](http://www.portguam.com)



Eddie Baza Calvo  
Governor of Guam

Ray Tenorio  
Lieutenant Governor

# MINUTES OF THE REGULAR MEETING OF THE BOARD OF DIRECTORS Wednesday, July 25, 2018

## I. CALL TO ORDER

There being a quorum, the regular meeting of the Board of Directors was called to order at 11:45 a.m., Wednesday, July 25, 2018. Present at the meeting were:

Francisco G. Santos, Chairman  
Oscar A. Calvo, Vice Chairman  
Melanie R. Mendiola, Board Secretary  
Maria D.R. Taitano, Member  
Joanne M.S. Brown, General Manager  
Mr. Alfred F. Duenas, Deputy General Manager, Admin/Finance  
Mr. John B. Santos, Acting Deputy General Manager, Operations  
Atty. Darleen Hiton, Co-Counsel

Absent were Mr. Nathan T. Taimanglo, Board Member. Also present was Senator Frank Aguon office-TJ Quichocho; AM Insurance-Angelica Perez; Latte Stone Holdings-Judith WonPat; KUAM-Chris Barnett; PDN-Kevin Tano; Guam Post-Louella Losina and Port Management staff.

## II. APPROVAL OF MINUTES

a. **May 30, 2018 – Regular Board Meeting:** Director Mendiola made motion to approve the minutes of May 30, 2018 subject to correction. The motion was seconded by the Vice Chairman and was unanimously passed.

b. **July 10, 2018 – Special Board Meeting:** Director Mendiola made motion to approve the minutes of July 10, 2018 subject to correction. The motion was seconded by the Vice Chairman and was unanimously passed.

## III. PUBLIC COMMENTS

a. **Public Comments:** At this time and without objections, the members recognized the presence of Ms. Judith WonPat, Consultant to Latte Stone Holdings, Inc. Ms. WonPat thanked the members and mentioned that she is following up on the status of Port management with respect to the Estoppel Agreement regarding Cementon Micronesia's lease agreement. She is aware of the outstanding balance of Cementon Micronesia and informed the Board that payment was made on July 23, 2018. Ms. WonPat requested for Port consideration and action on the Estoppel Agreement in order to meet the banking institution's loan application deadline of

July 27, 2018. The General Manager informed the Board that Latte Stone Holdings request to put a lien on port properties which raises concern. Although, Latte Stone has expressed a sense of urgency and timeline, it is important to ensure that the Port interest is always protected. She does not recommend to proceed until such time management reviews this matter further with port counsel. There were no objections from the Board.

b. **Employee Comments:** None.

c. **PAGGMA Association:** PAGGMA President Raymond Santos mentioned that the association had submitted its financial report to the Port Authority on funds used for the Liberation Parade festivities. On behalf of the Board, the Chairman acknowledged the port employees and management for another year of victory on the Liberation Float and congratulated everyone for their efforts and a job well done.

#### IV. GENERAL MANAGER'S REPORT

The General Manager mentioned that a written report will be provided to the Board at the next meeting. In the meantime, she reported on the following:

1. **Maritime Administration Relates:**

- Bond Acquisition: MARAD has been informed about the Port's success with its bond acquisition.
- \$10M TIGER Grant: The Port is moving forward with finalizing the agreement with MARAD for the rehabilitation of H-Wharf and Access Road.
- Cooperative Agreement: The Port and MARAD has fully executed the Cooperative Agreement on May 2018 for port construction deficiencies and acquisition of equipments. The amount is \$2.8M of residual funds from the Port Enterprise Fund.

2. **FEMA Visit:** A presentation was provided to FEMA representatives on their site visit recently on the Port's existing projects, reporting requirements and expenditures as well as request for additional funding. To date, the Port Authority has received over \$11M from FEMA grant funds to support port infrastructure and safety/security requirements of the port.

3. **Liberation Parade Float:** As mentioned earlier by the Chairman, the port employees have invested a lot of time and effort in putting the float together that led to the Port's success. Congratulations to the port employees.

4. **Deputy General Manager, Operations:** It is with great regret to inform the Board that the Deputy General Manager of Operations Felix R. Pangelinan of 35 years of service has made the decision to retire from the Port Authority on August 23, 2018. He started as a casual truck driver working his way up to becoming the Harbor Master; and most recently, within the last five years as the Deputy General Manager of Operations. Mr. Pangelinan will be dearly missed and the Port Authority wishes him well.

## V. OLD BUSINESS

1. **Formulation of Board Committee:** Director Mendiola said management has provided the point of contacts of port personnel associated with the committees of Bond/Finance; Workforce Development/Human Resources; Strategic Planning and Port Users Group/Stakeholders. She mentioned that discussions will take place with the Board on an individual basis to determine committee interest and way forward.

## VI. NEW BUSINESS

1. **Ratification of WSP Task Order No. 6:** Management request Board ratification of WSP Task Order No. 6 for professional and technical services provided to the Port's IT division in the execution and completion of its Terminal Operating System. Said support services were provided for an delivered to the Port from January 1, 2018 to May 31, 2018. Director Taitano made motion to ratify WSP Task Order No. 6 for the Terminal Operating System, seconded by the Vice Chairman. Motion was unanimously approved.

2. **Legal Professional Services:** Mr. Alfred F. Duenas, Deputy General Manager of Administration (DGMA) mentioned that in review of the legal billing for the month of May 2018 revealed that such billing has exceeded the threshold of the contract. In accordance with the Professional Services Agreement for legal representation, Section III Compensation, the consultant's monthly billings shall not exceed the sum of \$70,000.00 per month without prior written approval or subsequent ratification by the Port Board of Directors. May 2018 billing has a variance of \$11,868.75. As such, management requests for Board ratification of the difference in the legal invoice for the month of May 2018. The Vice Chairman made motion to ratify the variance in legal services for the month of May 2018 at \$11,868.75 seconded by Director Mendiola. Motion was unanimously approved.

3. **Procurement Continuing Contracts:** The DGMA mentioned that GSA issued Circular No. 2018-011 to all agency heads regarding the fiscal year 2018 requisition close-out and the deadline for continuing contract entries. Board approval is being requested to authorize management to proceed with entering requisition in order to procure the services of specific items, such as copier lease, solid waste disposal, water bottle delivery/service, diesel fuel, insurance renewal, workers compensation insurance, vehicle tracking, telecommunications, electronic communications, communications and technology, badge and security access control systems, maintenance support services, series solution service renewal, and postal meter services to include others.

Director Taitano made motion to authorize management to proceed with the requisitioning process to procure services related to continuing contracts in order to meet the deadline as required by the General Services Agency. Motion was seconded by the Vice Chairman and was unanimously approved.

4. **Procurement Positions:** The DGMA mentioned that with the acquisition of the bond there will be an increase in capital improvement projects that would require extensive

workload of the Procurement division. He said with the anticipated workload, it is critical for the Procurement division to be properly staffed to be able to meet the demands. The positions being proposed is the Buyer Supervisor, Supply Supervisor, Supply Technician and two Buyer I. Funding to support these positions for the remaining of the fiscal year is \$38,200 which will be through the Internet Expense account.

Director Mendiola made motion to approve the five new full-time equivalent positions to the Port Authority's staffing pattern as well as to commit \$38,200 from the Internet Expense account to fund those positions for the remainder of the fiscal year. Motion was seconded by Director Taitano and was unanimously approved.

**5. Termination of Acting Appointment / Salary Adjustment – General Accounting Supervisors:** For Board's information, the acting appointment of the Financial Affairs Controller designated back in December 2012 is terminated due to the outcome of the Civil Service Commission and Court of Guam of the personnel holding such position. As to the salary adjustment, the DGMA mentioned that the positions of General Accounting Supervisor, because of its new functions, duties and responsibilities with the bond financing, request is being made to adjust their salaries in accordance with the Port's Personnel Rules and Regulations 6.202, as follows:

Rule 6.202 Pay Adjustment Following Pay Grade Reassignment

<b>Employee</b>	<b>Position</b>	<b>Pay Grade/Step</b>	<b>Proposed Pay Grade/Step</b>
Miami Elordi	GAS-Expense	NN-10B \$53.85	MM-14A \$57.36
Joann Conway	GAS-Revenue	NN-11D \$57.17	MM-15C \$60.89

The General Manager mentioned that as a result of the additional responsibility inherited by the bond acquisition there will be regular reporting and accounting that have to made to ensure that the Port is in compliance with the bond covenant agreements and also for the bond holders to track the progress of the financial success of the Port.

Director Taitano made motion to approved the salary adjustment of the General Accounting Supervisor for the aforementioned named employees as presented in accordance with the Port's Rules and Regulations 6.202, seconded by the Vice Chairman. Motion was unanimously approved.

**6. Open Space / Telecommunication Lease:** Director Mendiola made motion to approve the Open Space / Telecommunication Lease agreement of Choice Broadcasting, LLC for a term not to exceed five (5) years. Motion was seconded by the Vice Chairman and was unanimously approved.

7. **OEA Grant Award:** The Port was recently awarded, as a sub-grantee, the 2018 grant award of \$900K from the Office of Economic Adjustment. The grant will fund the Port's 3<sup>rd</sup> Option Year of the Professional and Technical Services contract with the Port's Owner Agent Engineer WSP USA Inc. Management request authorization to place those funds in the revenue and expense account for fiscal year 2018 budget.

The Vice Chairman made motion to authorize management to place the \$900K OEA grant award in the revenue and expense account for fiscal year 2018 budget for purposes of expenditure of such funds in accordance with its Port Owner Agent Engineer WSP USA Inc. contract. Motion was seconded by Director Taitano and was unanimously approved.

8. **Budget Transfer Request: CY Improvement Trench Drain Repairs/Upgrade:** Board approval is being requested to transfer the amount of \$260K from three funding sources to address the container yard improvement trench drain repair and upgrade. The amount budgeted for this project is \$247,629.00; however, the bid amount was at \$456,759.30. Director Taitano noticed a significant difference between what was budgeted from the bid amount. The General Manager mentioned that the quality of metal that will be used for the trench drain throughout the existing yard is a sizeable area to cover. She said further discussions with Engineer division will also be made on the project assessment; however, in the meantime, requested for Board approval to begin the repair work on the project.

Director Taitano made motion to authorize the transfer of \$260K for the container yard trench drain repairs/upgrade from the funding source of FMF Installation of Additional Reefer Outlets at \$68,486.00, FMF Small Projects at \$186,903.00, and CIP Container Yard Water Line Valves at \$4,611.00; totaling \$260K. Motion was seconded by the Vice Chairman and was unanimously approved.

9. **IFB-PAG-CIP-018-004 LED Lighting and Aluminum Poles:** The DGMA said five (5) firms officially submitted their bid offer in response to the Information for Bid. After the opening of all sealed proposals and determining that all offerors were responsible, the lowest bid received was from J&G Construction in the amount of \$336,561.02. As a result, management requests the Board to approve the award to J&G Construction that has been deemed to have met all the requirements set forth in the Information for Bid and is consistent with the Guam Procurement Regulations.

For record purposes, Director Mendiola mentioned that as she is the Executive Director for the UOG Endowment Foundation, disclosed to the Board that Ms. Elaine Jones who may be affiliated with J&G Company is a Board member of the UOG Endowment Foundation Board of Directors.

Director Taitano made motion to approve the contract award to J&G Construction, IFB-PAG-CIP-018-004 LED Lighting and Aluminum Poles project, seconded by the Vice Chairman. Motion was unanimously approved.

10. **MagPRO Awards – Governor’s Employees Recognition Program:** The DGMA mentioned the Port Authority has been a participant of the MagPRO Awards program which recognizes government employees and requested for \$2,500.00 to be a silver sponsor of the program. The funding source is through the General Manager’s Miscellaneous account. Director Mendiola made motion to approve the amount of \$2,500.00 from the General Manager’s Miscellaneous account for the silver sponsor of the MagPRO Awards program. Motion was seconded by the Vice Chairman and was unanimously approved.

11. **USA Today Advertisement:** The DGMA mentioned that the USA Today will be featuring a special publication on the U.S. Department of Transportation’s. He said with the considerable amount of funding support the Port has received from USDOT seems appropriate as a return contribution to purchase a 1/16 size of advertising space at \$1,350.00. The Vice Chairman made motion to approve the advertising space at 1/16 in size at \$1,350.00 for the USA Today special edition of the U.S. Department of Transportation, funded through the General Manager’s Miscellaneous account. Motion was seconded by Director Taitano and was unanimously approved.

12. **Administrative Assistance to GMH:** The General Manager informed the Board that Governor Eddie Calvo request for the Port General Manager to provide administrative assistance to the Guam Memorial Hospital. She mentioned that she will defer to the Board for direction. There were no objections from the Board of Directors for the Port General Manager to provide the administrative assistance to GMH.

13. **Performance Evaluation Deputy General Manager of Operations:** There were no objections made by the Board on the performance evaluation of the Deputy General Manager of Operations as reported by the General Manager.

14. **Travel Accommodations:**

- a. **ATOSSCOM 45<sup>th</sup> Annual Conference, August 1-2, 2018, Saipan**
- b. **107<sup>th</sup> AAPA Annual Conference, October 7-10, 2018 Valparaiso, Chile**
- c. **EMI E0705: Fundamentals of Grants Management, August 13-16, 2018 Emmitsburg, Maryland**
- d. **EMI E0101: Fundamentals of Emergency Management, September 10-21, 2018, Emmitsburg, Maryland**
- e. **Incident Response to Terrorist Bombing, New Mexico Tech, September 25-28, 2-18, Socorro, New Mexico**
- f. **Prevention of and Response to Suicide Bombing Incidents, New Mexico Tech, September 25-28, 2018, Socorro, New Mexico**

The Vice Chairman made motion to approve the travel authorization request as presented or as otherwise designated by the General Manager, seconded by Director Taitano. The motion was unanimously approved.

**RECESSED:** At this time, the members agreed to take a break. The meeting recessed at 12:44 p.m.

**RECONVENED:** The members reconvened the meeting at 12:54 p.m.

## VII. EXECUTIVE SESSION

At this time, the members went into executive session.

1. Jose B. Guevara, III (Supreme Court Case No. CVA16-018 / Superior Court Case No. SP0125-13)

## VIII. ADJOURNMENT

There being no further business to discuss, it was moved by Director Taitano and seconded by Director Mendiola to adjourn the meeting at 1:05 p.m. The motion was unanimously passed.



MELANIE R. MENDIOLA, Board Secretary  
Board of Directors

APPROVED BY:



FRANCISCO G. SANTOS, Chairman  
Board of Directors





# **General Manager Report**

**To**

## **PAG Board of Directors**

**Tuesday, August 28, 2018**

### **General Port Operations**

#### **Jose D. Leon Guerrero Port Authority of Guam's Successful Sale of Inaugural Port Revenue Bonds**

The Port Authority of Guam in cooperation with the Guam Economic Development Authority (GEDA) was successful in the sale of \$71.445 million of 2018 Port Revenue Bonds that occurred in New York City on Tuesday, June 26, 2018. There were a total of 54 investors that had placed order for Port Bonds and the substantial demand for the bonds resulted in a significant reduction of the Port's bond yields during the pricing process. In addition, the Port's combined investment grade ratings by S&P and Moody's was the highest rating for any Government of Guam rating and contributed to securing favorable interest rates. As a result the Port will realize a savings of over \$20, million from original projections over the life of the bond.

Port and GEDA representatives traveled to Chicago, Boston and New York to meet with Bond investors to provide their presentation and respond to any questions or issues raised by potential investors. Attending on behalf of the Port were Board Chairman Francisco Santos, Board Member Maria Taitano, GM Brown, Deputy GM for Finance and Administration Felixberto Alfred Duenas, Deputy GM for Operations Felix Pangelinan, Acting Financial Affairs Controller Joann Conway, Chief Planner Joe Javelana, Program Coordinator JoyJean Arceo and Planner IV Donna Lizama Acosta. Attending on behalf of GEDA were Administrator Jay Rojas and Public Finance Manager Christina Garcia. Attending on behalf of Citigroup were Managing Director Tim Rattigan and Director Stephen Field.

The meeting in Chicago with investors occurred on Wednesday, June 20, 2018, and the meeting investors in Boston occurred on Thursday, June 11, 2018. The Bond Team then flew to New York on Thursday evening and then the following early morning took a combined four (4) hour bus ride to meet with investors in New Jersey on Friday, June 22, 2018.

On Monday, June 25, 2018, the Port Bond Financing Team met at the Citi Office in Tribeca and responded to further inquiries from potential bond investors to include telephonic conversations. The bond sale was held on Tuesday, June 26, 2018 for 1 ½ hours with potential investment interest at over \$700 million at its peak.

The Port bond represents the first new agency credit for the Government of Guam since 2005 and has achieved the highest rating of any Guam credit. This is quite an accomplishment for the Port Authority that formally initiated this process in 2016.

The breakdowns for the \$71,445,000 bond funds +are as follows:

2018 Series A (Governmental/Non-AMT): (2018 final maturity, 25 year average life at 4.41%)	\$29,980,000
2018 Series B (Private Activity-AMT): (2037 final maturity, 11 year average life at 4.20%)	\$23,145,000
2018 Series C (Federally Taxable): (2028 final maturity, 6 year average life at 4.90%)	\$18,320,000
	Total \$71,445,000

The official closing of the bonds and the transfer of the proceeds to the Port occurred on Wednesday, July 11, 2018 here on Guam.



**PAG officials and Citi Director Public Finance Stephen Field prepare for the first meeting with investors in Chicago. L-R: Citi Director Public Finance Stephen Field, PCIV JoyJean Arceo, Planner IV Donna Lizama-Acosta, DGMO Felix Pangelinan, Director Maria Taitano, DGMA Alfred Duenas, Chairman Frank Santos.**



**PAG Officials prepare for first meeting with investors in Chicago. L-R: Director Maria Taitano, DGMA Alfred Duenas, Chairman Frank Santos.**



**PAG Officials await for their first meeting with investors in Chicago. L-R: General Accounting Supervisor Joann Conway, Planner IV Donna Lizama-Acosta, PCIV JoyJean Arceo.**




**PAG Officials and Citi representatives in a luncheon meeting with investors in Chicago.**



**PAG Officials and GEDA representatives in their 3<sup>rd</sup> Investor meeting in New Jersey.  
L-R: GEDA Public Finance Manager Tina Garcia, PCIV JoyJean Rojas, Planner IV Donna Lizama-Acosta, General Accounting Supervisor Joann Conway, GEDA Administrator Jay Rojas, DGMA Alfred Duenas, General Manager Joanne Brown, Director Maria Taitano, DGMO Felix Pangelinan, Chief Planner Joe Javellana.**

**PAG Officials and Citi representatives monitor the progress and market sale of the bonds.**





**Board Chairman Frank Santos and DGMO Felix Pangelinan at the Citi office in New York.**



**Citi representatives provide PAG officials with an update on the bond market sales.**

## Meeting with MARAD at U.S. Department of Transportation


On Thursday, July 5, 2018, Port representatives meet with MARAD officials to provide an update on the Port/MARAD Cooperative Agreement and discuss the implementation of the \$10 million TIGER Grant and status of the remaining permitting requirements to be include NEPA for H-Wharf. Attending on behalf of the Port were the GM, Deputy GM for Operations Felix Pangelinan, Chief Planner Joe Javellana, Port Police Supervisor Lt. David Esplana, and Heavy Equipment Mechanic Supervisor John Leon Guerrero. Attending the meeting on behalf of MARAD were Associate Administrator Ports & Waterways Lauren Brand, Grant Management Supervisor David Bohnet, Grant Specialist Jeff Baldwinsson, Environmental Protection Specialist Kris Gilson and Director from Office of Infrastructure Development and Congestion Mitigation Robert Bouchard.

The GM informed the MARAD Representatives that the Port Finance Team had been successful in the acquisition of a \$71.4 million bond funding and had just returned from the bond sale in New York the previous week. She added that the Port was awaiting the transfer of the bond funds to the Port accounts within the next week after all the formal signing of the documents were to be completed within the next week. The stated that the Port is now prepared to move forward with the full implementation of the TIGER grant as it has the funds needed to cover the Port's share of the grant requirements.



**L-R: DGMO Felix Pangelinan, MARAD Grants Management Specialist Jeff Baldwinsson, MARAD Director of Port Infrastructure Development Robert Bouchard, MARAD Supervisor/Grants Management Specialist David Bohnet, MARAD Environmental Specialist Kris Gilson, General Manager Joanne Brown, Port Police Supervisor David Esplana, Fleet Maintenance Supervisor John Leon Guerrero, Chief Planner Joe Javellana.**





**PAG Officials in a meeting with US DOT MARAD representatives in Washington DC on July 5, 2018 to update the Port's plan to utilize the remaining \$2.8 million from the Enterprise Fund under a Cooperative Agreement.**

The GM provided an update on the current status of the Cooperative Agreement implementation for the repairs to the expanded Yard and the procurements steps that were underway through Guam GSA to procure the four (4) Top Lifters. Chief Planner Joe Javellana then provided a slide presentation on the completed Guam Commercial Port Improvement Projects administered by MARAD under the \$50 million Port Enterprise Fund. He went on to further discuss the details of the repairs to the Terminal Booths, Container Yard, relocation of the utility feeder line at the Pump House Building to Load Center 5 secondary feeder line, new Container Yard striping, CMU Wall and the removal and replacement of barbwire and tie downs for the expanded Yard. He noted that the planned bid announcement was scheduled for August of this year with an anticipated completion period of 122 calendar days. Chief Planner Javellana further elaborated on the H-Wharf Project to include the timelines from February of 2017 to present related to ongoing coordination with WSP, DCA and the respective permitting agencies. The anticipated completion date with the acquisition of a contractor scheduled for no later than September 2018 to October of 2018.

Environmental Specialist Gilson relayed that she was awaiting final concurrence on the NEPA requirements for H-Wharf to which the GM and Chief Planner Joe Javellana stated would soon be completed. Chief Planner Javellana went on to relay the approval from the Guam Department of Agriculture concerning the relocation of a storm water outlet to avoid a turtle nesting site.

Environmental Protection Specialist Gilson stated that once all the NEPA requirements are met, then MARAD and the Port could then proceed to finalize the TIGER Agreement and commence with the project.

Associate Administrator Brand relayed that she was pleased with the progress that had been made by the Port to include her recent May visit to the Port of Guam and looked forward to the implementation of the respective projects. She stated that she plans to re-visit the Port by December of this year to follow-up on the implementation status of the Agreement and the acquisition of the Top Lifters.

### **Meeting with FEMA at the Department of Homeland Security**

On Thursday, July 5, 2018, the GM and Chief Planner Joe Javellana met with officials from FEMA in Washington D.C. Attending the meeting on behalf of FEMA were the Associate Administrator for Resilience Carlos Castillo, Assistant Administrator for Grants Program Directorate Thomas DiNanno, Executive Officer for Grants Program Directorate Mark Silveira Port Security Grant Program Section Chief Duane Davis and Program Analyst Kevin Groves.

The GM thanked the FEMA administrators for scheduling the time to meet with the Guam Port officials to provide a status update on ongoing projects funded by FEMA to include previous projects over the last ten years that have amounted to over \$11,822,808 million in direct grant funding to the Port of Guam. Associate Administrator for Resilience Castillo stated that he had just recently returned to FEMA after a 9 year absence and stated that he appreciated the engagement with the Port of Guam and FEMA. The GM responded that the Port wanted to keep FEMA updated on the status of its grant projects and relay the improvements that the Port has implemented with regard to its training and infrastructure.

Chief Planner Javellana presented a copy of the Port's slide presentation and discussed the Maritime & Port Security Mitigation, Preparation, Response, and Recovery Initiatives that began back in 2007. He stated that the Port has benefited substantially from the grant funding awarded under the USDHS/FEMA program. He went on to discuss the following projects: Container Yard Lighting Project, Three (3) Fire Fighting Pumps, Interoperable Communications, Port Command Center, Mobile Container/Vehicle Screening System, Prime Power Generators, Port Police LE Vehicles, CMU Wall and Perimeter Security Fence Upgrades, Port Police Watercraft, Cyber Security Assessment to include Policy and Procedures Development, and the Supplemental Lighting Project. Chief Planner Javellana then provided an update on the status of ongoing projects to include the C2 System Maintenance Contract, Supplemental CCTV Project, FY 2017 Port Security Grant Program, Load Center Hardening Project, Prime Power Generator

Maintenance Contract and FEMA funded U.S. Coast Guard Endorsed NASBLA Training program.

Administrator Castillo responded that he appreciated the information and the level of detail concerning the FEMA/Homeland Security Projects for the Port of Guam. He stated to the members present that having a reference report, such as what has been provided, outlines the projects that have been funded over the years and helps define the operational and response capabilities that FEMA has invested in. The GM responded that the investments made by FEMA have significantly enhanced the Port's operational and security capabilities overall.

### **Association of Pacific Ports 105th Annual Meeting**

The GM attended the Pacific Port's Annual Meeting in Stockton, California from Saturday, July 15, 2018 to Wednesday, July 18, 2018 with the Board Vice Chairman Oscar Calvo and Board Member Maria Taitano who also serves as Regional Representative to the Association of Pacific Ports (APP) Executive Board. APP President and Board of Stockton Commissioner Liz Blanchard served as the host of the annual meeting. A number of topics were presented and discussed to include a Federal Update & Outlook, Global Trends Affecting Port Authorities, An Evolution for Ports, Reducing Cost of Asset Management Programs and Making Waves with Green Marine. Also attending and providing a presentation to APP was the MARAD Associate Administrator for Ports and Waterways Lauren Brand. In addition, the GM attended the Executive Board meeting with Board Member Taitano and provided an update of the Port of Guam activities to include the recent acquisition of a \$71.4 million bond to the APP membership.



**Board Member Maria Taitano at APP Annual Meeting with Executive representatives attending Executive Meeting.**

The Port of Stockton also provided a boat ride for conference participants to fully experience the Port of Stockton from the riverside. The Port of Stockton is an inland Port. Overall, the annual meeting was both informative and engaging for the Port of Guam representatives.

### **Bill No. 323-34 - Prohibition on Hiring within Executive, Legislative, and Judicial Branches and Salary Increment Freeze**

On Saturday, August 11, 2018, the 34<sup>th</sup> Guam Legislature passed Bill No. 323-34. Included in the bill are two provisions that are of concern Port management that includes a prohibition on the hiring of employee positions within the Government of Guam to include the Port of Guam and other autonomous agencies for a four month period beginning September 1, 2018 to December 31, 2018.

The Port was not included in the listed position exemptions nor was it consulted by any member of the legislature, particularly with regards to critical employee positions in the Yard dedicated towards cargo movements. Also, due to anticipated retirements at the end of September, the Port will not be able to address the timely replacement of any vacated position during this period.

The following Chapter of Bill No. 323-34 is in reference to the hiring prohibitions:

#### **CHAPTER XIII ADMINISTRATIVE PROVISIONS**

##### **PART I – SPENDING CONTROLS ADMINISTRATIVE PROVISIONS**

**Section 1. Hiring Prohibited.** Notwithstanding any other provision of law, rule or regulation, a prohibition on hiring *shall* take effect September 1, 2018 and *shall* remain in effect through December 31, 2018; and *shall* be applicable to all positions in the Executive, Legislative, and Judicial branches, to include all government of Guam departments and agencies, public corporations, bureaus, instrumentalities, entities, and sub-entities, *except* as provided for in this Section. Beginning on September 1, 2018 through December 31, 2018, the Guam Fire Department, the Guam Police Department, the Department of Corrections, the Office of the Attorney General, the Office of Public Accountability, the Public Defender Service Corporation, the Customs and Quarantine Agency, the Department of Public Health and Social Services, the Guam Behavioral Health and Wellness Center, and the Department of Revenue and Taxation may fill positions vacated due *only* to retirement, termination, resignation, or death at or below the grade-step level of the vacated position. The Guam Department of Education is authorized to hire teachers, the University of Guam is authorized to hire academic personnel, the Guam Community College is authorized to hire academic personnel, the Department of Public Works is authorized to hire Bus Drivers to fill vacant Bus Driver positions, the Customs and Quarantine

Agency is authorized to hire Customs Officer I positions, and the Guam Election Commission is authorized to hire temporary positions, if funded, specifically related to the General Election held in November 24 2018. The Mayors Council of Guam (MCOG) is authorized to renew limited term employment of personnel required to operate the Adult Day Care and in-home and case management services as a result of the non-responsiveness of third parties to a recent RFP for Adult Day Care operations. In addition, Senior Center Operations personnel may be renewed to reflect the new grant year and job order pursuant to the agreement between the Division of Senior Citizens, DPHSS, and the MCOG.

The following Section of Bill No. 323-34 is in reference to Salary Increments Freeze:

**Section 3. Salary Increments Freeze.** Notwithstanding any other provision of law, rule or regulation, there *shall* be a freeze on all salary increments, promotions, reclassifications, merit bonuses, and any other upward pay adjustment, which *shall* take effect October 1, 2018 and *shall* remain in effect through September 30, 2019; and *shall* be applicable to all positions in the Executive, Legislative, and Judicial branches, to include all government of Guam departments and agencies, public corporation, bureaus, instrumentalities, entities, and sub-entities. Upon the lifting of such salary increments and merit bonus freeze, the payment of increments or merit bonuses *shall not* be retroactively applied and *shall only* be prospectively paid.

The Senators that voted in favor of this bill were Speaker Benjamin Cruz, Senator Tom Ada, Senator Telena Nelson, Senator Joe San Agustin, Senator, Mary Torres, Senator James Espaldon, Senator Tommy Morrison and Senator Louise Muna.

The Senators that voted against this bill were Senator Regine Biscoe Lee, Senator Frank Agoun, Senator Dennis Rodriguez, Senator Therese Terlaje, Senator Michael San Nicolas, Senator Fernando Esteves and Senator Will Castro.

### **Capital Improvement Project Development Team**

On Thursday, July 26, 2018, the GM notified Port Managers of the creation of the PAG Capital Improvement Project Development Team (CIPDT) to facilitate the construction of the Bond funded projects. The following divisions will be engaged in this process: GM's Office, Strategic Planning, Finance, Procurement, Engineering, Safety, Maintenance, Operations, Commercial, IT, Port Police and the Port's Owner Agent Engineer WSP.

The GM has designated Chief Planner Joe Javellana to lead and organize the CIPDT Division. The roles and responsibilities of the CIPDT is to : 1)develop a roadmap that will guide the implementation and execution of all CIP projects, 2) establish Working Groups that will be assigned to specific project(s) to develop plans, scope of work, budgets, course of actions, schedules, and other project related activities, 3) work with the Port's Owner's Agent Engineer

for any and all professional and technical services that may be required in support of all bond funded projects, and 4) provide periodic status updates and documentation to Management and the Board of all programmatic and financial reporting requirements. The initial coordination meeting for the CIPDT was held on Wednesday, August 1, 2018.

The six (6) projects are broken down into the following:

<b>Project Description</b>	<b>Projected Cost</b>	<b>Anticipated Completion Date</b>
1. Rehabilitation of H-Wharf and Access Road	\$13,744,255.00	January 2021
2. Golf Pier Repair	\$2,560,642.00	June 2021
3. Waterline Replacement & Relocation	\$7,493,027.00	June 2021
4. EQMR Building Repair	\$3,925,969.00	August 2021
5. Warehouse 1 Building Repair	\$3,148,331.00	December 2021
6. New Admin Building Construction	\$17,500,00.00	December 2021

### **PUC Meeting on Marina User Fee Rate Change**


On Thursday, August 30, 2018, the Public Utilities Commission (PUC) has scheduled its regular business meeting to be held at the GCIC Building at 6:30 p.m. in the evening. On the agenda is the Port Authority of Guam Docket 18-04, Petition for the Marina User Fee Rate Change, ALJ Report, and Proposed Order. Port management and staff will be in attendance to respond to any questions the Commission may have concerning the Port's Fee Rate request.



**PAG Officials attended the public hearing on the Port's petition regarding the marina user rates at the Agat Community Center.**

The PUC held its Public Hearings on Monday, August 20, 2018, at the PUC hearing room at GCIC, on Tuesday, at the Agat Community Center and on Wednesday, at the Dededo Senior Center. Port management and staff to include the GM, Deputy GM for Administration and Finance Alfred Duenas, Acting Deputy for Operations John Santos, Commercial Manager Glenn Nelson, General Supervisor for Revenue Joann Conway, Commercial Specialist II Rita Carbullido, Commercial Specialist II Carl Quinata, Commercial Specialist I John Leon Guerrero, and Commercial Specialist I Ryan Arriola attended the three public hearings.

Administrative law Judge Joephet Alcantara presided over the hearings and accepted testimony from members of the public. The information obtain from the hearings will be provided to the PUC Commissioners, along with the petition submitted from the Port to include transcriptions from the Port's public hearings for the Commissioner's consideration.



**L-R: Administrative Law Judge Joephet Alcantara and Court Reporter from Depo Resources George Castro preside over the public hearing for the Port's petition on the marina user rates.**

### **PUC Meeting on Port's Petition for Owner's Agent Engineering Services Contract**

Also on Thursday, August 30, 2018, the Public Utilities Commission (PUC) has included PAG Docket 18-06, Petition for Approval of Additional Funding for the Port's Owner's Agent Engineering Services Contract to its agenda. The Administrative Law Judge will provide his report to the PUC for consideration. Port management and staff will be in attendance at the hearing and the GM will update the Board at its next meeting on the outcome of the PUC's decision on this matter.

### **Notice on Implementation of Third Year Tariff Rate Increase**

On Monday, August 13, 2018, the GM provided a memorandum to all Shipping Agents and Port Users concerning PAG Docket 17-01 Five Year Tariff Increase notification. The PUC had previously approved the Port's Five Year Tariff request on April 27, 2017, which initiated the implementation of a 7% increase for that year. Then on January 1, 2018, the second year rate increase of an additional 7% was implemented. The Port is now implementing its third year tariff increase of 1% which will be implemented on Monday, October 1, 2018.

The Tariff rate increase does not include the Crane Recovery Charge (CRC), Fuel Storage, Throughput and Bunkering Fees.



Information on the PUC Order Docket 17-01 is posted on the Port's Website at [www.portguam.com](http://www.portguam.com).

## **Continued Decrease in Container Cargo and Increase in Breakbulk Cargo for the Months of April and May 2018 and a Decrease of Breakbulk Cargo for June of 2018**

### **April 2018**

As of April 30, 2018, the Port handled 53,161 containers. This represents a 5% decrease of 2,964 containers compared to April 30, of 2017 when the Port handled 56,125 containers.

Containers for April 2018 were divided into the following categories:

Import/Export	- 11%
Stuffed Transshipment	52%
Empty Transshipments	59%

As for April of 2018 Breakbulk numbers, the Port handled 107,471 revenue tons which represents an increase of 11,137 revenue tons or an increase of 12% from April of 2017 when the Port handled 96,334 revenue tons.

### **May 2018**

As of May 31, 2018, the Port handled 61,236 containers. This represents a 5% decrease of 3,498 containers compared to May 31, of 2017 when the Port handled 64,734 containers.

Containers for May 2018 were divided into the following categories:

Import/Export	-14%
Stuffed Transshipment	56%
Empty Transshipments	58%

As for May of 2018 Breakbulk numbers, the Port handled 116,462 revenue tons which represented an increase of 5,685 revenue tons or an increase of 5% from May of 2017 when the Port handled 110,777 revenue tons.

The Cargo Throughput Revenues for April of 2018 was \$26,324,321 in comparison to April of 2017 which was \$23,744,287. This represents an increase of \$2,580,034 or an 11% increase for the first seven (7) months of FY 2018.

The Cargo Throughput Revenues for May of 2018 was \$30,302,748 in comparison to May of 2017 which was \$27,481,786. This represents an increase of \$2,820,962 or a 10% increase for the first eight (8) months of FY 2018.

### **June 2018**

As of June 30, 2018, the Port handled 68,686 containers. This represents a 6% decrease of 4,194 containers compared to June 30, 2017 when the Port handled 72,880 containers.

Containers for June 2018 were divided into the following categories:

Import/Export	-14%
Stuffed Transshipment	59%
Empty Transshipments	55%

As for June of 2018 Breakbulk numbers, the Port handled 126,793 revenue tons which represented a decrease of 498 revenue tons or a decrease of less than a percent from June of 2017 when the Port handled 12,291 revenue tons.

The Cargo Throughput Revenues for June of 2018 was 34,044,276 in comparison to June of 2017 which was \$31,227,121. This represents an increase of \$2,817,155 or a 9% increase for the first eight (8) months of FY 2018.

### **PUGG Meeting for August 2018**

The PUGG Meeting for the month of August was held on Thursday, August 16, 2018. Attending on behalf of the Port were the GM, Acting Deputy GM for Operations and Operations Manager John Santos, Harbor Master Christopher Flores, Terminal Superintendent Joe Ulloa, General Supervisor for Revenue Joann Conway, Safety Inspector II and Person In-Charge Joshua Candoleta and Planner-Work Coordinator Rhroda Casupang.

Attending on behalf of the PUGG were Matson Representatives Vic Angoco, Cornelius Eason, and Ren Mabesa and Mell Representative Ed Cruz.

Attending on behalf of Customs and Quarantine was Captain of the Maritime Section Franklin Taitague.

Attending on behalf of the U.S. Coast Guard was LCDR James Schock.

Acting Deputy GM for Operations John Santos began the meeting by providing a status update on the Port's Yard Equipment to include Top Lifters, Fork Lifts, and Tractors. He stated that four (4) out of twenty-nine (29) tractors were being serviced and one out of the seven (7) Top Lifters was being refurbished. He also relayed that a minimum of eighteen (18) Tractors were needed at any given time. All other Fork Lifts were in full use and operation. He added that Gantry No. 4 and No. 6 were undergoing preventive maintenance service.

Deputy GM Santos went on to discuss staffing capacity in the Yard and noted that there were openings for Stevedores and Winch Operators. He also relayed that there was need to have three (3) fully staffed gangs with six (6) drivers for each gang. He went on to discuss the need to train new crane operators and have them certified, particularly with the anticipated retirement of some of the Port's senior Crane Operators.

Deputy GM Santos discussed the issue of gantry maintenance and the recent inspection and meeting with the Port's contactor Matson on all three (3) Port cranes. He talked about the upcoming maintenance schedule and timelines to acquire and install new cabs for all three cranes and address repairs to the Gantry Rail. He went on to state that Maintenance Manager Ernie Candoleta would facilitate the implementation of the improvement projects for the cranes. He further elaborated that the major workhorse of the cranes, Gantry No. 5, will have to be taken down for a longer maintenance period due her continued service use in conjunction with Gantry No. 4 and Gantry No. 6. He noted that this will have an impact on the time to service the cargo vessels, but the repairs are absolutely necessary to maintain long term productivity.

Deputy GM Santos also talked about the recent Association of Terminal Operators, Stevedoring and Shipping Companies of Micronesia (ATOSSCOM) that was recently held in Saipan. He relayed that Saipan Stevedore Representative Lee Cabrera was elected as the new President for ATOSSCOM. He added that a primary concern for the neighboring Ports was the struggle to get equipment to their terminals to properly address cargo movements.

Deputy GM Santos went on to discuss the Special Service Request procedures and stated that it was important for the Port to be properly notified, especially as in the case of a recent weekend when an agent requested a door to the main Administrative Building be opened without properly notifying Port Police. He stated that in order for this process to go smoothly, especially on the weekends, it was important for Port Police to be notified in advance. He then went on to discuss the use of Pedestrian Gate for Truck Drivers to be able to address seal corrections as the current process requires drivers to have to go back out of the Yard, address corrections, and then come back into the Yard to obtain respective cargo. He noted that between Monday, July 23, 2018 and Wednesday, August 15, 2018, there were over 100 seal corrections related to all carrier cargos.

Deputy GM Santos also discussed the efforts to address the lifting of the barge on F-6 and the increase delivery of 5,000 metric tons of repair.

Deputy GM Santos also talked about the upcoming one (1) percent Tariff increase that will be implemented by later this year. General Supervisor for Revenue Conway informed the PUGG that the letter had already been sent out earlier this week providing notice to all Shipping Agents and Port Users concerning the upcoming one percent (1%) Tariff increase that was part of the Port's 5-Year Tariffs Petition to be implemented on Monday, October 1, 2018.

The GM also provided an update on the Port's efforts to announce the construction bid of H-Wharf as the project would be the first to start as most of the permit concerns and construction designs had already been addressed. She then went on to announce the other repairs to be made to Golf Pier, EQMR, Warehouse 1, Yard waterlines and the construction of a new Administrative building. She also discussed the current language in Budget Bill No. 323-34 that includes restrictions on Port hiring from September 1, 2018 to December 31, 2018 and the impact to the ability of the Port to fill Yard position, particular the complement needed to fill a gang to service cargo movement. She further discussed the increment freeze language that included the Port and all autonomous agencies, even though there is no correlation between the revenues of the Port and the General Fund. She noted that this prohibition for 2019 will be a disincentive to the employees to continue to strive for greater performance especially when any additional effort will not translate into any financial incentive for this upcoming fiscal year or to a date unknown.

Deputy GM Santos then provided updates on the status of the concrete and asphalt pavement and trench drain repairs. He also discussed the coordination efforts with Guam Waterworks Authority to address a broken water line and pavement repair on the dock. He also announced to the PUGG that Labor Day celebrations would be held on Monday, September 3, 2018 at the Governor Flores Ypao Beach Park on Sunday, September 2, 2018.

MELL Representative Ed Cruz extended his appreciation to the Port for its timely service for his vessels and noted that his last vessel was completed well within its scheduled time.

USCG LCDR Schock introduced himself and stated that he was the replacement for LCDR Christy Casey. He announced that the Coast Guard would be hosting another Industry Day form and inquired of the PUGG to let him know when the best time would be workable with the members to schedule the event. He also relayed that the TWIC card has a new design and security features so that everyone would be made aware of the new changes. He added that existing cards could still be used until their expiration date.

Matson Representative Vic Angoco echoed the need to insure the continued maintenance of the cranes particularly the needed repair Gantry No. 5.

With no further matters to discuss, Deputy GM Santos adjourned the meeting.

### **Contracts signed for Trench Drain Repairs and Upgrades and the Installation of Light Poles at Industrial Avenue**

On Thursday, August 23, 2018, the GM signed the contracts for the construction of the Trench Drain Repairs and Upgrades and the Installation of Light Poles at Industrial Avenue. AYM International Inc. was awarded the contact in the amount of \$456,759.30 and will have 182 days from the Notice to Proceed by the Port to complete the project.

J&G Construction was awarded the contract to install four (4) forty foot Galvanized Steel Poles with LED Lighting and twelve (12) Aluminum Poles with LED Solar Lighting for \$336,561.02. The four (4) poles will be installed in the Administration Parking lot behind EQMR and seven (7) Solar Lights will be installed on the island at Industrial Avenue. Industrial Avenue has not had operating light poles on the road in over 17 years since Typhoon Pongsona hit Guam on December 8, 2002. Two (2) Solar Lights will be installed at Sea Plane Ramp. In addition, two (2) more will be installed at the Wash Rack to enhance visibility at night for wash down operations. A Solar Light will also be installed at Outhouse Beach for visibility of the bollard at the location and surrounding areas. These will be the first solar lights installed at the Port and are intended to encourage the trend toward green energy.

### **Port of Guam Regional Maritime Training Center Ribbon Cutting Ceremony**

On Monday, August 6, 2018, a Ribbon Cutting Ceremony was held at the Port's Training Room to initiate the operations of the Port's Regional Maritime Training Center. Attending this auspicious event was Board Vice Chairman Oscar Calvo, Lt. Governor Ray Tenorio, Congresswoman Madeleine Bordallo, Captain of the Port Christopher Chase, Homeland Security Advisor George Charfauros, Port Police Chief Doris Aguero, Acting Customs Director Eric Palacios, GM, Deputy GM for Administration and Finance Alfred Duenas, Acting Deputy GM for Operations John Santos, Port Division Managers, U.S. Coast Guard representatives and Port Police.

The future objectives of the training center are to obtain accreditation for regional instructors to be based on Guam for NASBLA courses, partner with the Guam Community College for Post Accreditation for the Maritime Community Related Courses, identify and allocated federal funding for a Regional Response and Training Center that includes K9 and Harbor Master Tower and response community slips. In addition, expand Port's maritime involvement to engage in commercial shipping escorts for hazardous cargo and passenger ships.



**Representatives of PAG Port Police, Customs & Quarantine, and the Commonwealth of Northern Marianas attend the Regional Maritime Training Center-Tactical Operators Course that provides safety and security escort for hazardous or high value ships and passenger vessels.**

Assistant Chief Roberto, who helped spearhead the development of the training center, served as the Masters of Ceremony for the event and provided introductions and a brief history on the need and initiative to develop a Guam Regional Maritime Training Center. He invited the GM to deliver brief remarks on behalf of the Port. The GM talked about the importance of being vigilant as the potential threats to the Port have expanded in both the physical and cyber world. She went on to discuss the need to insure that our personnel are well trained in the maritime field of enforcement but also recognized the importance of providing such assistance to our neighboring islands within the region that need to be prepared and focused on the same mission. Lt. Governor Tenorio was then asked to provide the Key Note remarks. The Lt. Governor reminisced back in the days when he was a young officer and had been assigned by the Guam Police Department to the Port of Guam. Back in the day he stated that the Port did not have its own police force as it does today to address the needed security presence for the safe movement of cargo. He commended the Port and its partners for the initiative to develop the training center and the assistance that will be provided to the Commonwealth of the Northern Marianas (recognizing the three participants present attending the inaugural training from the CNMI) and the other neighboring islands in the region to include the Republic of Palau, Federated States of


Micronesia and the Republic of the Marshall Islands. He thanked everyone for their efforts including the Port, U.S. Coast Guard, and fellow law enforcement agencies for their collective collaboration and engagement in their timely initiative to bring together this important and much needed training center.

The honored guests were then invited to cut the ceremonial ribbon and proclaim the opening of the Jose D. Leon Guerrero Guam Regional Maritime Training Center. At the conclusion of the ceremony, refreshments were provided to all in attendance.

### **Tsunami Modeling for Apra Harbor**

On Monday, August 20, 2018, the GM and a number of Port managers attended the presentation at Guam Homeland Security-Office of Civil Defense (GHS/OCD) Emergency Operations Center in Agana Heights. Also in attendance were the Homeland Security Advisor George Charfauros, Captain of the Port Christopher Chase and his staff, to also include representatives from Guam Power Authority, Guam Waterworks Authority and the U.S. Navy. Office of Civil Defense Administrator Charles Esteves provided welcoming remarks and discussed the significance of the modeling study being undertaken in Apra Harbor. A presentation was then provided by Professor of Ocean and Resources Engineering from the University of Hawaii at Manoa Kwok Fai Cheung, PHD, PE on NeoWave Modeling of Apra Harbor, Guam Project.

Deputy Administrator and State Hazard Mitigation Officer, GHS/OCD Leo Espia relayed that the (GHS/OCD) was awarded the NOAA's FY2017 National Tsunami Hazard Mitigation Program (NTHMP) Grant to fund this modeling project for Apra Harbor. He added that the GHS/OCD began the modeling and mapping effort with the University of Hawaii in November 2017. Community Input and stakeholder coordination meetings were undertaken in January of this year with the Port Authority, the United States Coast Guard (USCG), Naval Base Guam (NBG) Emergency Management, Submarine Squadron 15, Guam Waterworks Authority (GWA), and Guam Power Authority (GPA).



**L-R: University of Hawaii at Manoa Kwok Fai Cheung, PHD, PE and Chip Guard providing presentation on Tsunami Modeling for Apra Harbor.**

Dr. Cheung discussed the basic concepts and terminology related to a Tsunami, Earthquake Source Models, 8.5 Nankai Earthquake Scenarios, a 8.0 Mariana Trench Earthquake Scenarios, Philippine Trench Earthquake Scenarios, and New Guinea Earthquake Scenarios. He went on to discuss the significance of having an understanding of potential Tsunami impacts so that key agencies can be better prepared to respond in the case of such an event. For the Port Authority it would be important to have an understanding of the findings of this modeling process so that it is better prepared to respond to potential impacts to its facilities and address with the U.S. Coast Guard expedited movements of vessels that might be berthed at the Port.

Dr. Cheung also relayed that he would be addressing future modeling for the Tumon and Agana Bays to include the Jose Perez Marina and the Agat Marina.

### **Port Authority of Guam MagPro Nominees for 2018**

The Port Authority of Guam submitted thirty-three (33) employee nominations for MagPro this year on Friday, August 3, 2018. The Port was only 2<sup>nd</sup> to the Department of Public Health that submitted 37 nominations.



The following Port employees were nominated and recognized for their outstanding service for 2018:

1. Customer Service Professional of the Year: Front Office & Support Services
  - a. **Edna Eclavea, Clerk III**
2. Customer Service Professional of the Year: Out & About
  - a. **Nina M. Lumanog, Clerk III**
3. Customer Service Team Excellence
  - a. **Terminal Division, Operations Division**
4. Employee of the Year: Occupational Subgroup
  - a. **#9 – General Administration & Management Systems Analysis – Maria T. Llanes, Planner Work Coordinator**
  - b. **#27 – Compliance Inspection & Enforcement – Paul B. Santos, Environmental Compliance Specialist**
  - c. **#35 – Planning – Donna Lizama Acosta, Planner IV**
  - d. **#47 – Equipment Operation & Related – Antony Benjamin Leon Guerrero, Cargo Checker**
  - e. **#50 – Building Trades – Luis Diaz, Carpenter II**
  - f. **#55 – Marine Traffic Controller Miscellaneous Trades – Jovonne Cruz, Marine Traffic Controller**
  - g. **#30- Security & Correction-James Sandlin, Port Police II**
  - h. **#4- Key Punch & Computer Operations- Jacob I. Paunte Jr., Computer Operator Specialist**
  - i. **#47 – Equipment Operations & Related – Ranie Felipe Fausto, Cargo Checker**
  - j. **#47 – Equipment Operations & Related – Anthony Paul Duenas Manibusan, Cargo Checker**
  - k. **#47 – Equipment Operations & Related – Matthew Q. Sanchez, Cargo Checker**

(The last three employees listed in this category received Honorable Mention for their nomination and are still recognized for their selection within their respective division due to an earlier submittal and selection of other Port employees in this category.)
5. Supervisor of the Year: Occupational Subgroup
  - a. **#46 – Stevedore - Labor – Gilbert Santos, Stevedore Leader**
  - b. **# – Equipment Operator and Related – Janice H. Flores, Vessel Planner**
  - c. **#50 – Building Trades – Vester G. Lagaras, Facility Building Maintenance Leader**
6. Manager of the Year
  - a. **Joe Javellana, Chief Planner**
7. Project/Program of the Year
  - a. **Paul B. Santos, Environmental Compliance Specialist**
8. Unit of the Year

- a. Transportation Division, Operations Division**
- 9. Department of the Year
  - a. Port Authority of Guam**
- 10. Cost Savings/Innovative Idea of the Year
  - a. Anthony J.S. Yatar, Programmer Analyst**
- 11. Integrity Award
  - a. Arden Bonto, Systems Programmer**
- 12. Excellence in Higher Education
- 13. Inspiration & Encouragement Award
  - a. Carol V. Jenkins, Administrative Assistant**
- 14. Behind the Scenes Award
  - a. Jacqueline A. Cruz, Planner Work Coordinator**
  - b. Steven G. Torres, Rigger Leader**
- 15. Silver Star Medal
- 16. Lifesaving medal
  - a. Christopher Roberto, Assistant Port Police Chief**
  - b. David B. Esplana, Port Police Supervisor**
- 17. Community & Volunteerism Award
  - a. Doris G. Blas, Computer Operator III**
- 18. Female Athlete of the year
  - a. Christina M. Leon Guerrero, Payroll Supervisor**
- 19. Male Athlete of the year
  - a. Pete M. Castro Jr., Supply Technician II**
- 20. Sports Team of the year
  - a. Port Authority Softball Team**
- 21. Physical Fitness and Wellness Program of the Year
- 22. Employees Association of the Year
  - a. Port Authority of Guam Goodwill & Moral Association, Port Authority of Guam**
- 23. Photo of the Year
  - a. Port Authority of Guam**
- 24. National Recognition Citation

In addition, the GM has also submitted the Port's nomination for "Department of the Decade." This will be the first year that Government of Guam Department and Agencies are participating in this new category. The Port's application was submitted on Monday, August 20, 2018. The Port is also a Silver Sponsor for the MagPro Recognition Dinner scheduled for Friday, October 26, 2018 at University of Guam Calvo Field House. A Fun, Run Walk has also been scheduled for Saturday, October 13, 2018 at the Chamorro Village in Hagatna.

## **Flag Raising Ceremony to Honor the Port Employees that have or are now serving in the United States Armed Forces**

On Monday, June 18, 2018, the Guam Legislature under the leadership of Senator Dennis Rodriguez held a Flag Raising Ceremony at the Guam Congress Building in recognition and honor of the Port Authority of Guam employees who have proudly served or are currently serving as members of the United States Military. The GM along with current employees who serve or are retired from military service along with Division Managers attended the ceremony. Deputy Chief Christopher Roberto spoke on behalf of the Port to acknowledge the service and sacrifice of the men and women of the Port Authority who have served their country.

## **Guest Speaker for the Guam Contractor's Association**

The GM was invited by Guam Contractors Association Member Jessica Barrett to serve as a guest speaker for the Guam Contractor's Association regular monthly meeting that was held at the Weston Hotel in Tumon on August 15, 2018. The GM attended the luncheon meeting with Chief Planner Joe Javellana and provided a slide presentation on the current activities with the Port Authority of Guam. The GM discussed the Port's recent acquisition of a \$71.45 million dollars to address the following critical projects: H-Wharf Revitalization Project, Golf Pier Repairs, Replacement and Relocation of Waterlines, EQM & Warehouse 1 Building Repairs and the Construction of a new Administration Building and Commercial Center. The GM also further discussed the Port's Cooperative Agreement with MARAD to address repairs to the expanded Yard and the acquisition of four (4) new Top Lifers. In addition, she also provided an update on the Port's Concrete/Asphalt Pavement and Fire Hydrant Repairs and the replacement of the Trench Drains in the Yard.

## **Panel Presentation Speaker at the Economic Development Prospects: Challenges and Opportunities.**

On Monday, August 27, 2018, the GM had been invited by the Guam Economic Development Authority (GEDA) to serve on a panel related to the Military, Utilities, Port Development, and Small Business Development on the overall topic of Economic Development Prospects: Challenges and Opportunities. Also serving on the panel with the GM was Consolidated Commission on Utilities Chairman Joey Duenas, and the Acting Network Director for the Pacific Islands Small business Development Center Network Denise Mendiola.

The GM discussed the operational capabilities of the Port and an outline of each of the six (6) bond related projects that are to be bid out for construction later this year. Also attending this event was Administrative Services Officer Margret Duenas.

## **Port Authority of Guam wins 1<sup>st</sup> Place at the 74<sup>th</sup> Liberation Day Parade**

For a second year in a row the Port Authority of Guam won 1<sup>st</sup> Place in the Government Category in the float competition at the 74<sup>th</sup> Liberation Day Parade on Saturday, July 21, 2018! The theme for this year's festivities was Strengthening the Spirit of Guam - *Memetgot Gi I Espiriton Guåhan!* The Port contributed two (2) floats this year. The first float was designed with local material to reflect the Liberation theme and the second float included the construction of a ship that was name "Saina" with an operational Gantry Crane that could hoist containers up and down and had a rotating propeller. In addition, it also released smoke from its stack. The Port employees volunteered their talent and creative energy to build the two floats in honor of our people's liberation

Here is the write-up on the public presentation of the Port's floats at the Liberation Day Parade:

The Port Authority of Guam pays tribute to the theme - Strengthening the Spirit of Guam - *Memetgot Gi I Espiriton Guåhan!*

This year's Liberation float honors the spirit of our Chamorro people, its culture and tradition. Honoring the bravery and strength of our unforgettable heroes, the men and women of past times, has given the opportunity of freedom to our leaders of present day and future generations of tomorrow. This accolade is demonstrated through the strength of our Chief who proudly stands tall signifying that working together brings greatness to our island and its people. The motion of his body represents continued commitment to persevere.

Like the Chief is the foundation of strength and spirit of our people, it is the Hut that provides the core, and structural foundation of our culture. The hut is supported by the strength of the Latte Stones that provides shelter and comfort to our people. Together, it depicts the "strength and connection" to our ancestral lineage and foundations of our ancient culture.

The rear of the float depicts the Great Seal of Guam. The red represents valor and the blood that was shed in the defense of freedom, the white represents peace, purity and innocence and the blue represents loyalty and healing.

The Port Authority also presents its second float that sets the tone of strengthening the spirit of Guam through commerce. The Port Strong Family is committed to servicing the island of Guam and neighboring islands. This vessel prototype is geared with the ability to hoist containers up and down with its gantry crane; release smoke stack; propels and steers.


The Float is made from local materials using coconut husk, moss, pine wood, coconut tree trunk, and bamboos gathered throughout the island and constructed by the hard working men and women of the Port. The float is also blessed by tropical flowers (ginger, the bird of paradise) that continue to blossom and flourish similar to that of the spirit of Guam.



**L-R: Heavy Equipment Mechanic II Roy Flores, Preventive Maintenance Mechanic Robert Quinata, Heavy Equipment Mechanic I Nestor Jardeleza, Preventive Maintenance Mechanic Supervisor Alfred Torres, Preventive Maintenance Mechanic Dominic Fernandez, Maintenance Manager Ernest Candoleta, Heavy Equipment Leader William Hudson, Preventive Maintenance Mechanic Jason Castro, Preventive Maintenance Mechanic Shawn Flores, Preventive Maintenance Mechanic Robert Rabago, Administrative Assistant Kenneth Quintanilla, Preventive Maintenance Mechanic Christopher Datuin, Heavy Equipment Mechanic I Jerome Guerrero, Preventive Maintenance Mechanic Perry Blas, Heavy Equipment Mechanic II Ionatana Faasumalie, Heavy Equipment Mechanic I Benjamin Cruz, Preventive Maintenance Mechanic John Quintanilla, Heavy Equipment Mechanic I Jake Padrones, Preventive Maintenance Mechanic Joey Acquiningoc, Preventive Maintenance Mechanic Richard Flores, Preventive Maintenance Mechanic Christopher Calip, and Preventive Maintenance Mechanic Leader George Piolo.**



The Port Authority entered a second float under the “mechanical category” that had a moving propeller, smoke stack, and a gantry crane that hoist a container up-and-down.  
Port Employees and Volunteers L-R: Crane Operator Ronnie Sablan, Kati Taimanglo, Amanda Quintanilla, Clerk II Ninia Lumanog, Stevedore Supervisor I Reed Topasna, Equipment Operator II John Santos, Crane Operator Jacob Aquiningoc, PWC Jacqueline Cruz, Preventive Maintenance Mechanic Joey Aquiningoc, Mason Riley Shinohara, Vessel Planner Janice Flores, Preventive Maintenance Mechanic Curtis Ettelman, Equipment Operator II Juan Yoshida, Administrative Assistant Betty Wusstig-Perez, April Pangelinan.



**Port Authority Float under the 'Traditional' category took first place at the Liberation Parade. L-R: Amanda Quintanilla, Katie Taimanglo, Stevedore Supervisor I Reed Topasna, Clerk III Ninia Lumanog, Mason Riley Shinohara, Vessel Planner Janice Flores, Equipment Operator II Juan Yoshida, April Pangelinan, Equipment Operator II Sandy Duenas, Crane Operator Jacob Aquiningoc, PWC Jacqueline Cruz, Preventive Maintenance Mechanic Joey Aquiningoc, Equipment Operator II John Santos, Administrative Assistant Betty Wusstig-Perez, Preventive Maintenance Curtis Ettelman.**

## **2018 Labor Day Picnic**

The 2018 Labor Day Picnic will be held on Sunday, September 2, 2018 at the Joseph Flores Beach Park, Ypao. This year's theme is "*Manhotlineru-ta Kurason I Gubetnamentun Guahan*" *Our employees, the heart of the Government of Guam.*

The Port's tent and festivities will be held on the GVB side of the Park adjacent to the GPA-GWA location sites. Port staff and management will be in attendance and Board Members are welcomed to participate.

## **Port Safety Issues**

### **Work Injury Case No. 24-18**

On Monday, April 2, 2018, the GM received a report on an incident that occurred on Friday March 30, 2018 from Safety Administrator Vince Acfalle concerning an incident involving Stevedore Junior Camacho. According to Safety Administrator Acfalle, Safety Inspector III Paul Salas had received a call from Stevedore supervisor Junior Topasna reporting that Stevedore Camacho had been assigned to unlash containers on board the APL Guam at F-5. Stevedore Camacho had stated that while he was turning to secure a lashing rod on the deck of the vessel, his left had got caught in between a metal pole injuring his left hand.

Port Police II John Aguon and Safety Inspector III Salas responded to this incident.

Safety Administrator Acfalle determined in his findings that the unlashing rod was a one inch metal bar and was 15 feet in length. He also determined that Stevedore Camacho had complained of pains to his left hand. He was issued a 101a/b form and was seen at GMH for further evaluation and treatment. Stevedore Supervisor Topasna was issued WCC forms 201 and 201 to be completed.

Safety Administrator Acfalle concluded that the Safety and Stevedore Division should discuss the Best Methods when handling lashing rods in tight spaces. He recommended that that this incident be forwarded to the Accident Review Board for its review and to provide recommendations to the General Manager for Appropriate action.



## **Invasive Species Case No. 25-18**

On Friday, March 30, 2018, the GM received a report from Safety Administrator Vince Acfalle concerning an invasive species incident that had occurred that day. Administrator Acfalle relayed that Cargo Checker Joshua Tuitu had reported to Safety Inspector III Paul Salas that excess gravel and spider webbing had been found by Cargo Checker Ian Waki on a 40-foot container that was being discharged off the Vessel Kyowa Orchid at F-5. Cargo Checker Waki stated that he had loaded back the container on Bay No. 4 of the vessel as he could not accept the container due to the excessive gravel and spider webbings that were found on the container. Safety Inspector III Salas, Stevedore Leader Joseph Aguon and MSA Agent Bong Dailig boarded the vessel to confirm the presence of excess dirt and spider webs. Upon inspection, Safety Inspector III Salas did confirm the excess gravel and dirt underneath the container and spider webs but did not detect spiders. Safety Inspector III Salas then instructed MSA Agent Dailig to clean underneath the container and then discharge the container.

Port Police Officer II Frank San Nicolas and Safety Inspector III Paul Salas responded to this incident.

Safety Administrator Acfalle determined in his findings that Cargo Checker Waki was the Dock Man for Gantry No. 5 when the Gantry was discharging container from Bay No. 4 below deck on the Vessel Kyowa Orchid. He also determined that Safety Inspector III Salas had insured that excess gravel was cleaned by the containers by the ship's crew and that there were no spiders on the container.

Safety Administrator Acfalle concluded that the container had been properly sanitized prior to discharge. He recommended that that this incident be forwarded to the Accident Review Board for its review and to provide recommendations to the General Manager for appropriate action.

## **Property Damage – Vessel Matson RJ Pfeiffer Gangway Case No. 26-18**

On Wednesday, February 28, 2018, the GM received a report from Safety Administrator Vince Acfalle concerning property damage to the Matson RJ Pfeiffer Gangway that had occurred on that day. According to Safety Administrator Acfalle, the Vessel Matson RJ Pfeiffer was docked at F-5/F-6 with its gangway set on top of the Bull Rail. Winch Operator William Quidachay had stepped onto the gangway turntable when he noticed that it was moving in an up and down motion and then reported the situation to Stevedore Supervisor Robert Meeks. In turn,

Supervisor Meeks noted that the gangway Teflon roller was struck under a cleat and informed RJ Pfeiffer Second Mate Andrew Artum who had been on the dockside checking the gangway safety net.

Safety Inspector II Robert Lau had been parked at the dockside at F-6 monitoring Gantry No. 4, discharging two loaded flat racks from the vessels after being parked at F-6. It was reported that Hawk Security Representative Keith Ignacio was serving as the gangway guard but was found asleep in his chair. Safety Inspector Lau then hears something drop on the dockside but does not notice anything out of the ordinary. He then hears another sound and notice an abrupt movement of the gangway. Safety Inspector Lau then walks to the dockside and notices that the gangway had sustained damage to the bottom side of one step and that the cable pulley roller and mount step had broken off to the side of the gangway to include the cable guard. He then reported that RJ Pfeiffer Chief Mate Dennis Badaczewski had informed him that longshoremen had adjusted the gangway. Chief Mate Badaczewski also relayed that the vessel had shifted forward by four (4) feet.

Safety Administrator Acfalle concluded that the primary cause of this incident was the vessel moving forward four (4) feet, resulting in the Teflon roller being lodged under the cleat and the vessels and the aft tag lines were being adjusted. He also recommended that this incident be forwarded to the Accident Review Board for its review and to provide recommendations to the General Manager for appropriate action.

### **Property Damage – Tractor No. 97 Case No. 27-18**

On Tuesday, April 3, 2018, the GM received a report from Safety Administrator Vince Acfalle concerning property damage to Tractor No. 97 that had occurred that day. Safety Administrator Acfalle reported that Environmental Specialist Paul Santos had received a call from Transportation Leader Patrick Claros concerning property damage at the Gantry No. 6 location. Equipment Operator II David Teixeira had been assigned to the Vessel RJ Pfeiffer and was operating Tractor No. 97 from the seaside lane to the landside land when his break away fitting broke off. Equipment Operator II Teixeira then immediately notified Transportation Leader Patrick Claros of the incident.

Environmental Specialist Santos and Port Police II Mike Franquez responded to this incident.

Safety Administrator Acfalle determined in his findings that Equipment Mechanic II Pete Guerrero had indicated that the half inch Break Away plastic fitting mounted to the tractor was brittle and had broken off due to wear and tear. The Break Away fitting is a safety device was

designed to break off under certain stress levels and used as a precautionary measure when gland hands are still engaged or when services lines are stretched out.

Safety Administrator Acfalle concluded that the primary cause of this incident was due to a worn Break Away nipple. He also recommended that that this incident be forwarded to the Accident Review Board for its review and to provide recommendations to the General Manager for Appropriate action.

### **Property Damage – Tractor No. 108 Case No. 28-18**

On Thursday, April 5, 2018 the GM received a report from Safety Administrator Vince Acfalle concerning damage to Tractor No. 108 that had been reported that day. According to Safety Administrator Acfalle, Safety Inspector II Robert Lau had received a call from Transportation Leader Anthony Concepcion to report the incident. He further stated that Equipment Operator II Albert Blas had been operating Tractor No. 108 and was assigned to the Vessel Kota Harum. He reported that Equipment Operator II Blas had reversed into parking stall No. 15 and then hooked up to an empty 20-foot Matson chassis to dray it to the dockside for loading onto Gantry No. 5. When he connected the air brake service lines to the chassis and was returning to the cab, the service Synflex airline broke and sprung towards the cab. Equipment Operator Blas immediately reported the incident to Transportation Leader Anthony Concepcion.

Safety Inspector II Lay and Port Police II Dave Untalan responded to this incident.

Safety Administrator Acfalle determined in his findings that Equipment Mechanic II Roy Flores stated that the Synflex hose inside the spring guard had broken off at the glad hand connection fitting causing it to spring into the cab. He concluded that the Synflex hose was fatigued and stressed which cause it to break off from the glad hand connection fitting. He also recommended that that this incident be forwarded to the Accident Review Board for its review and to provide recommendations to the General Manager for Appropriate action.

### **Property Damage – Bull Rail at F-3 Case No. 29-18**

On Monday, April 9, 2018, the GM received a report from Safety Administrator Vince Acfalle concerning concrete damage to a Bull Rail at F-3 that had occurred that day. According to Safety Administrator Acfalle Safety Inspector III Paul Salas had received a call from Stevedore Leader Reed Topasna requesting a Safety Inspector to be present to adjust the ramp on the Vessel S-7000 at F-3. Environmental Specialist Paul Santos and Safety Inspector II Josh Candoleta arrived at F-3 dockside and noticed that the ramp connected to the S—7000 was

sitting low on the Bull Rail, but there did not appear to be signs of damage. They did note that a plastic tarp had been covering the Bull Rail and requested that operations be stopped in order to move the ramp for further inspection. Black Construction personnel then removed the ramp and Environmental Specialist Santos then performed his visual inspection of the area. He discovered that underneath the ramp was damage to the concrete.

Environmental Specialist Santos, Safety Inspector II Josh Candoleta, Port Police Officer II Mike Franquez, Marine Traffic Controller Peter Cruz and Black Construction Project Manager Dante Rebujio responded to this incident.

Safety Administrator Acfalle determined in his findings that Stevedore Supervisor Wally Santos was the person in charge and assigned to monitor the Vessel S-7000 from 0700-1900. He noted that the Superintendent for Black Construction Sunny Ortiz had informed MSA Agent Bong Dailig that he was going to adjust the ramp on the dockside because it was making contact with the Bull Rail from 600 to 650. The estimated cost of the damages according to Engineer II Iremar Gutierrez was \$3,430.00.

Safety Administrator Acfalle concluded that during the barge operations involving any movement of a ramp, Port Personnel should always be informed prior to such movements. In this case, the ramp was adjusted by Black Construction personnel and the damages to the Bull Rail were not properly reported.

Safety Administrator Acfalle also recommended that that this incident be forwarded to the Accident Review Board for its review and to provide recommendations to the General Manager for Appropriate action.

**FEDERAL GRANT/LOANS & LOCAL FUNDING PROGRAMS**  
**FY2018 Port Modernization Plan**  
**Grant Strategy - Monthly Update**

August 28, 2018

Summary Sheet of Funding/Financing

Port Modernization	Approved Amount	Expenditures	Remaining Balance	NOTES
Modernization	\$ 62,280,000.00	\$ 48,534,356.54	\$ 13,745,643.46	\$48.5M Port Enterprise Fund / \$10M US DOT TIGER GRANT H-Wharf
Security	\$ 1,841,655.00	\$ 1,012,070.50	\$ 829,584.50	
Marinas	\$ 595,703.00	\$ 21,011.00	\$ 574,692.00	Boating Infrastructure Grants
Port Police	\$ 14,500.00	\$ 3,434.52	\$ 11,065.48	Section 402 Highway Safety Funds
<b>Grand Totals:</b>	<b>\$ 64,731,858.00</b>	<b>\$ 49,570,872.56</b>	<b>\$ 15,160,985.44</b>	

Applications Pending	Requested Amount	NOTES
OAE Support Services	\$ -	Office of Economic Adjustment
Port Police	\$ 20,000.00	DPW Office of Highway Safety
<b>Grand Totals:</b>	<b>\$ 20,000.00</b>	

**PORT AUTHORITY OF GUAM - FEDERAL GRANT FUNDING PROGRAMS**  
Monday, August 27, 2018

**I. Port Modernization**

ITEM	GRANT #	PROJECT NAME	Federal or Local Agency	Notice to Proceed	% Completed	Award Date / End Date	Award Amount	Draw Down Submitted	Remaining Balance	STATUS:
FP2010-01 FP2018-01	Port Enterprise Fund	1. Guam Commercial Port Improvement Program COMPLETE 2. Part of Guam Construction Deficiencies and Equipment Purchases	DoD to DOT Maritime Administration (MAABD)	9/22/2010 6/18/2018	94.3%	9/22/2010 - 9/21/2015 6/18/2018 - 12/31/2018	\$ 50,000,000.00	\$ 47,155,470.00	\$ 2,844,530.00	The Port met with MAABD on July 5, 2018 to discuss and finalize the PAG-MAABD Cooperative Agreement. The SOW for the deficiencies in the construction work is being finalized to include work at the Pump House and Load Center's buildings. Specifically, these two facilities will be connected to allow emergency power at the Pump House. The four (4) top lifters requisition was forwarded to GSA for procurement. IFB announced week of August 20, 2018.
FP2015-02	GR0706-15-21	Owner's Agent Engineer Support Services	Office of Economic Adjustment (OEA) DoD		99.9%	01/01/2015 - 12/12/2016 Extension approved 12/31/2017 12/31/2018	\$ 1,380,000.00	\$ 1,378,886.54	\$ 1,113.46	All grant funds have been expended. Request for reimbursement for remaining \$1,113.46 and final close out report will be submitted to the Office of the Governor.
FP2016-01	DTMA91G1600007	Rehabilitation of "H" Wharf	US DOT Maritime Administration (MAABD)		0.0%	7/29/2016	\$ 10,000,000.00	\$ -	\$ 10,000,000.00	Updates to design completed by WSP. Ongoing permit review and updates by local & federal regulatory agencies. Additional archeological survey has been requested by SHPO and coordination for this service is ongoing.
FP2018-02	GR882-18-01	Owner's Agent Engineer Support Services	Office of Economic Adjustment (OEA) DoD		0.0%	05/01/2018 - 12/31/2019	\$ 900,000.00	\$ -	\$ 900,000.00	PAG filed a petition with the PUC for approval of TO 7 (grant funded) and TO 8 (PAG funded) to the PUC. In addition, the recommendation for execution of the 3rd option year of the original WSP contract is being processed.
<b>GRAND TOTAL GRANTS FOR MODERNIZATION:</b>							<b>\$ 62,280,000.00</b>	<b>\$ 48,534,356.54</b>	<b>\$ 13,745,643.46</b>	

**II. SECURITY**

ITEM	GRANT #	PROJECT NAME	Federal or Local Agency	Notice to Proceed	% Completed	Award Date / End Date	Award Amount	Draw Down Submitted	Remaining Balance	STATUS:
FP2015-01	EMW-2015-PU-00261	Maintenance and Sustainment Contract for the Port Command Center Port-Wide CCTV and Access Control Systems	FEMA Port Security Grant	30-Sep-15	100.0%	09/01/2015 - 08/31/2018	\$ 178,070.00	\$ 178,070.00	\$ 0	3 Year maintenance contract ends on Sept. 30, 2018. Grant close out is 90 days thereafter.
FP2015-02	EMW-2015-PU-00261	Upgrade and Refurbishment of Existing Damaged Security Light Poles and Fixtures at Strategic Port Locations	FEMA Port Security Grant	30-Sep-15	99.9%	09/01/2015 - 08/31/2018	\$ 317,837.00	\$ 317,353.90	\$ 473.10	Project Completed - total amount \$34,064.72. Replacement of 4 container upgrade and light poles/fixtures project is complete. Balance of grant has been reprogrammed to derive to the current balance.
FP2015-01	FEMA Hazard Mitigation Assistance Grant Program	PAG Warehouse 1 Hardening Project	FEMA Hazard Mitigation Program	Waiting on USDHS/FEMA grant award documents	100.0%	08/29/2016 - 09/31/2018	\$ 75,629.00	\$ 75,629.00	\$ 0	Completed. Final site inspection with Guam Homeland Security Hazard Mitigation Coordinator completed. Final report submitted.
FP2016-01	EMW-2016-PU-00523-501	Acquisition & Installation of Additional Cameras at Strategic Port Facilities.	FEMA Port Security Grant	Waiting on USDHS/FEMA grant award documents	0.0%		\$ 174,849.00	\$ -	\$ 174,849.00	SOW completed. Requisition will be processed on October 1, 2018
FP2016-02	EMW-2016-PU-00523-501	Upgrade & Refurbishment of Existing Damaged Security Light Poles at Strategic Port Locations	FEMA Port Security Grant	Waiting on USDHS/FEMA grant award documents	81.7%		\$ 475,011.00	\$ 387,867.60	\$ 87,143.40	Contract has been awarded to J&G Construction Company in the amount of \$336,561.06. Contract has been reviewed by Legal Counsel, NTP and purchase order will be issued by Procurement. Current balance includes all drawdowns made to include M&A and other grant related activities.
FP2017-01	EMW-2017-PU-00177-501	Refurbishment and Hardening of Load Center Buildings Housing Prime Power Generators	FEMA Port Security Grant		0.0%	Awarded on Sept 1, 2017	\$ 384,469.00	\$ -	\$ 384,469.00	Status Quo. SOW is being finalized.
FP2017-02	EMW-2017-PU-00177-501	Maintenance and Sustainment Contract for Prime Power Generators	FEMA Port Security Grant		0.0%	Awarded on Sept 1, 2017	\$ 179,550.00	\$ -	\$ 179,550.00	Status Quo. The Port has received Hawthorne Pacific's cost estimate for the maintenance contract that will be in effect for a period of 3 years. The requisition is being processed at GSA with a purchase order to be issued sometime in September 2018.
FP2017-03	EMW-2017-PU-00177-501	US Coast Guard Multi Agency National Association of State Boating Law Administrators (NASBLA) Training for Port Police	FEMA Port Security Grant		94.5%	Awarded on Sept 1, 2017	\$ 56,250.00	\$ 53,150.00	\$ 3,100.00	NASBLA training is complete. A total of 20 maritime law enforcement personnel received advance maritime operator's training. 12 Port Police, 4 Customs, and 4 CNMI Port Authority personnel received certification.
<b>GRAND TOTAL FOR SECURITY:</b>							<b>\$ 1,841,655.00</b>	<b>\$ 1,012,070.50</b>	<b>\$ 829,584.50</b>	

III. MARINAS

ITEM	GRANT #	PROJECT NAME	Federal or Local Agency	Notice to Proceed	% Completed	Award Date / End Date	Award Amount	Draw Down Submitted	Remaining Balance	STATUS:
FY2014-03	F14A00191	Renovation of the Guam Harbor of Refuge Phase 2 - A/E Design, Repairs to Mooring, Acquisition of Pump out System & Shelter/Housing	DOJ/FR&W/Dept. of Ag/DAWR	Pending Approval of Revised MOU	12.2%	10/26/2013 - 9/30/2018	\$ 86,181.00	\$ 10,800.00	\$ 75,381.00	Supplemental Site Assessment was approved by DoFAg. \$14,931.00 Applied to Indirect Cost as Indicated on Work Request. PAG to proceed with procurement process for the construction of Pump Out Facility. SOU completed. DoFAg to develop revised MOU. PAG legal Counsel completed review of MOU, advised DoFAg to finalize for agency signatures. Pending revised MOU from DoFAg. MOU signed by DoFAg, PAG and BMMR. Pending AG and Governor's review/Approval.
FY2016-01	F16A00281	Harbor of Refuge Moorage Repairs - Phase 3	DOJ/FR&W/Dept. of Ag/DAWR	Pending Approval of Revised MOU	0.0%	11/1/2015 - 9/30/2018	\$ 200,000.00	\$ -	\$ 200,000.00	MOU signed by DoFAg, PAG and BMMR. Pending AG and Governor's review/Approval.
FY2017-01	F17A00486	Harbor of Refuge Moorage Repairs - Phase 4	DOJ/FR&W/Dept. of Ag/DAWR	Pending Approval of MOU	0.0%	10/1/2017 - 9/30/2018	\$ 200,000.00	\$ -	\$ 200,000.00	MOU signed by DoFAg, PAG and BMMR. Pending AG and Governor's review/Approval.
FY2016-02	F16A00566	Agat Marina Demolition of Dock B	DOJ/FR&W/Dept. of Ag/DAWR	11/17/16	9.3%	6/1/2016 - 9/30/2018	\$ 109,522.00	\$ 10,211.00	\$ 99,311.00	\$10,211.00 Applied to Indirect Cost. Salary, Benefits and Supplies as indicated on Work Request. Bid awarded to Canton Construction Corporation.
GRAND TOTAL FOR MARINAS:							\$ 595,703.00	\$ 21,011.00	\$ 574,692.00	

IV. PORT POLICE HIGHWAY SAFETY

ITEM	GRANT #	PROJECT NAME	Federal or Local Agency	Authorization to Proceed	% Completed	Award Date / End Date	Award Amount	Draw Down Submitted	Remaining Balance	STATUS:
FY2018-01	18X9204029GU18	Port Police - Section 402 Highway Safety Funds - Operation A (Dai He Hbo (Watch Out))	Department of Public Works/Office of Highway Safety	ATP Approved for Lifesavers Conference & Travel	23.7%	10/1/2017 - 9/30/2018	\$ 14,500.00	\$ 3,434.52	\$ 11,065.48	
GRAND TOTAL FOR HIGHWAY SAFETY:							\$ 14,500.00	\$ 3,434.52	\$ 11,065.48	

V. OTHER - POTENTIAL FUTURE GRANTS

ITEM	POTENTIAL FUTURE GRANTS	PROJECT NAME	Federal or Local Agency	COMMENTS	PAG Estimated Cost Share/Matching	Federal Cost Share	Total Amount	STATUS:
FY2019-01	Submitted to DPV OHS	Port Police - Section 402 Highway Safety Funds - Operation A (Dai He Hbo (Watch Out))	Department of Public Works/Office of Highway Safety		\$ -	\$ 20,000.00	\$ 20,000.00	Submitted to Department of Public Works Office of Highway Safety on April 13, 2018. Subject for review and approval.
Potential Future Grants:					\$ -	\$ 20,000.00	\$ 20,000.00	



**PORT OF GUAM**

ATURIDAT I PUETTON GUAHAN

**Jose D. Leon Guerrero Commercial Port**

1026 Cabras Highway, Suite 201, Piti, Guam 96925

Telephone: 671-477-5931/35 Facsimile: 671-477-2689/4445

Website: [www.portguam.com](http://www.portguam.com)



Eddie Baza Calvo  
Governor of Guam

Ray Tenorio  
Lieutenant Governor

## **FINANCE-YTD- June 2018**

Financial Highlights

Income Statement

Balance Sheet

Accounts Receivable Aging Summary Report

Accounts Payable Summary

Budget Lift/Transfer Monthly Activities

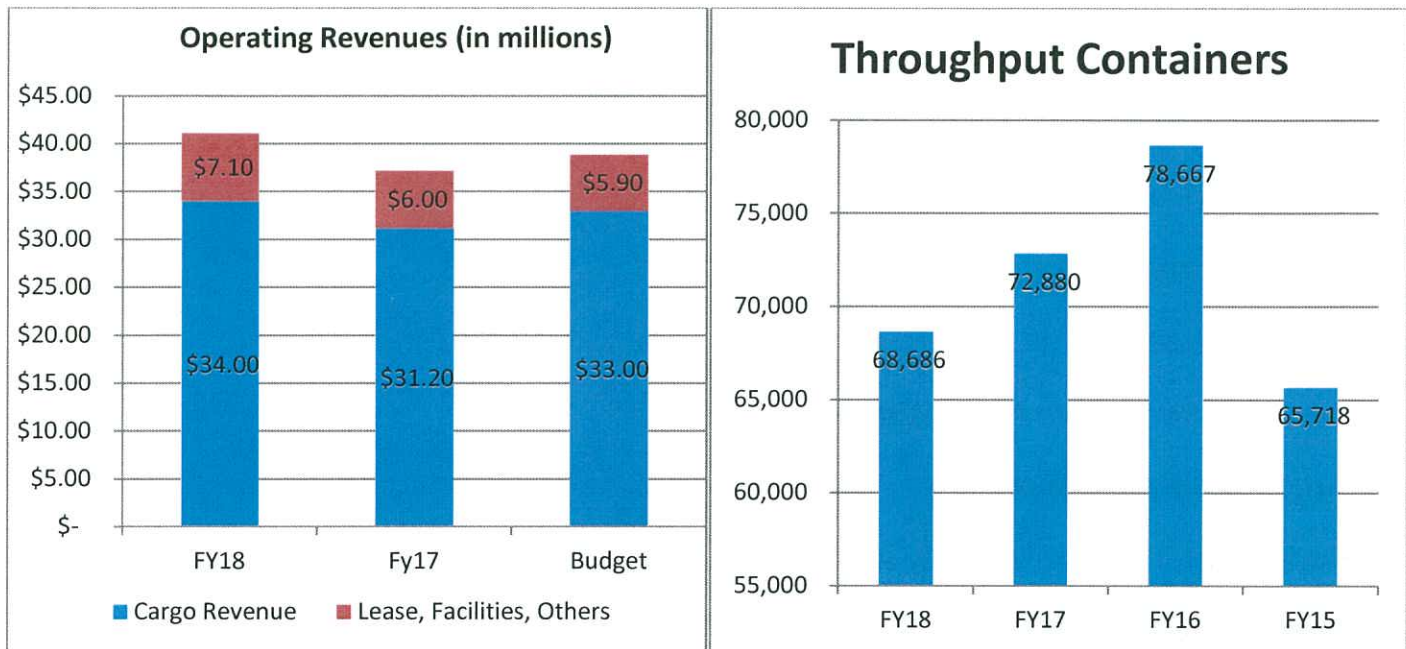
Crane Surcharge Ledger

Facility Maintenance Ledger



## Financial Highlights – YTD June FY2018

### Operating Performance:



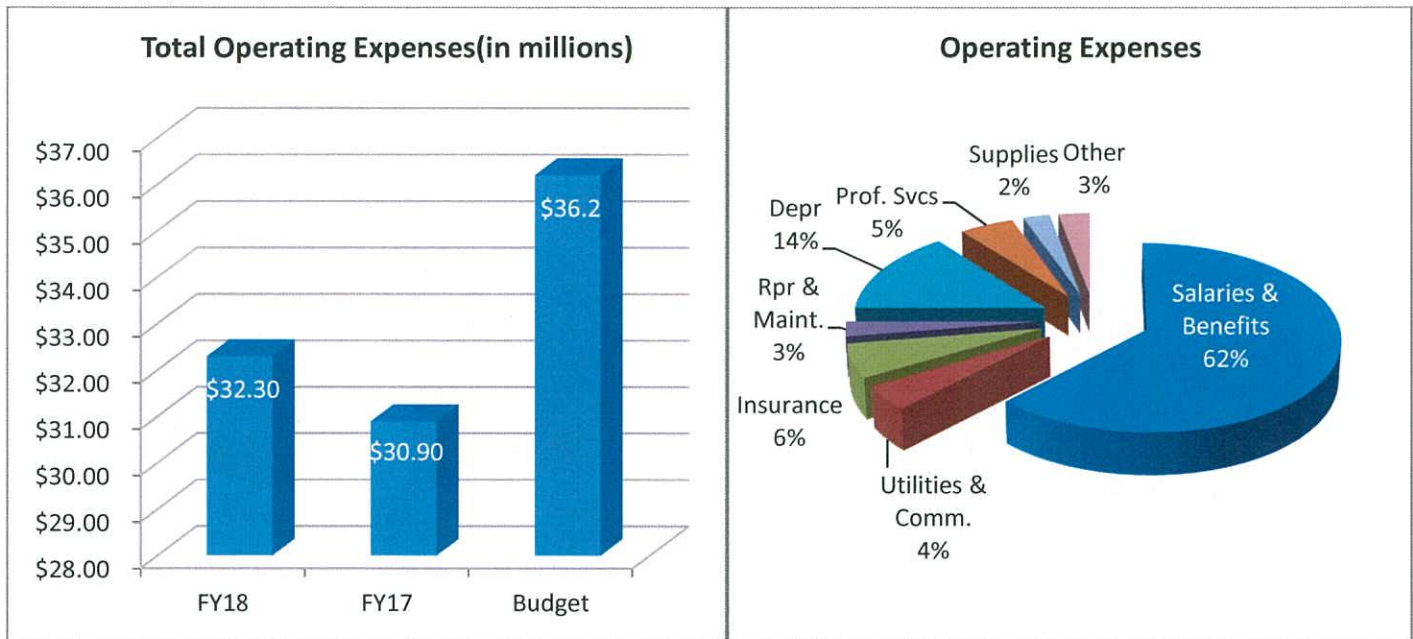
Total Operating Revenues as of June 2018 was \$41.1 million, which consist of \$34 million in cargo revenues and \$7.1 million in Facilities, Leases, and Other Services.

FY18 YTD cargo revenue is 9% higher than last year's total (\$31.2 mil) and 3% higher than Budget (\$33 mil).

FY18 YTD Facilities, Leases, and Other Services is 19% higher than last year's total (\$6 mil) and 19% higher than budget (\$5.9 mil).

Overall Operating Revenues as of June is 6% higher than Budget (\$39 mil) and 11% higher than last year's year to date June (\$37.2 mil).

Total number of containers handled as of June 2018 was 68,686 which is 6% lower compared to last year June 2017 total 72,880. **Compared to FY15 the number of containers handled increased 5%.**

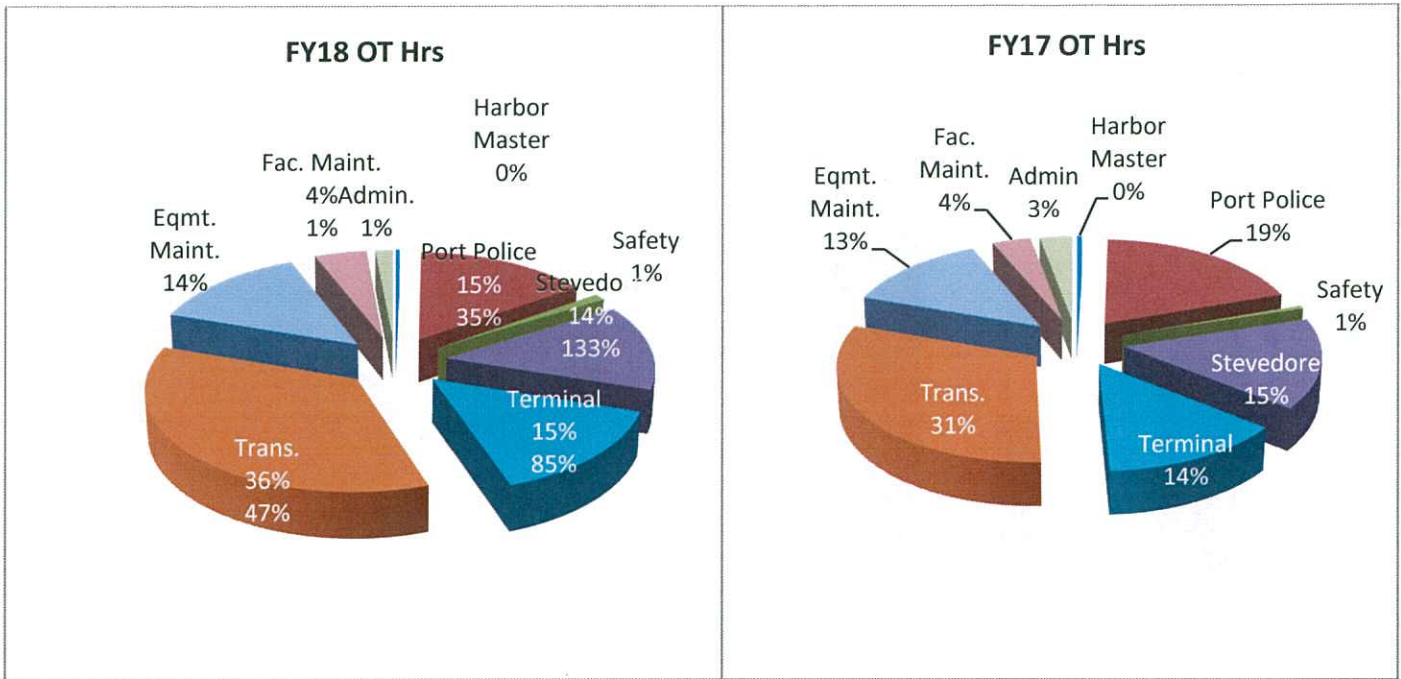


Total Operating Expenses as of June 2018 was \$32.3 million, which is 11% lower than Budget (\$36.2 mil) and 5% higher than last year's total operating expenses (\$30.9 mil).

Total Overtime as of June \$1.3 million which is less than 1% higher than last year June (\$1.26 million). Direct Labor Revenue as of June was \$2.6 million, which is 7% higher than last year and 3% lower than budget. Direct Labor charges are for services performed by Port employees under special service request and differentials under the throughput.

Below is the breakdown of overtime for each division/section for FY18 and FY17 as of June:

Section	FY18	FY17	Budget	OT Revenue
Harbor Master	4,262	5,672	6,000	0
Port Police	188,713	242,863	200,000	65,443
Safety	12,879	6,934	7,000	0
Stevedore-Cargo Handling	171,275	192,863	190,000	226,470
-Rigger	2,922	396	10,000	5,365
Terminal	185,981	172,613	200,000	158,158
Transportation-Superintendent	57,864	47,463	54,000	0
-Crane Operator	106,977	94,585	105,000	38,566
-Equipt Operator	265,492	214,472	261,000	172,492
-Dispatcher	18,933	33,644	30,000	0
Maint.-Crane Maint.	79,722	77,488	115,000	0
-Preventive Maint.	44,052	42,320	65,000	411
-Fleet Maint.	0	11,660	25,000	0
-Welders	50,352	34,783	45,000	416
Facility Maint.-Building	8,017	14,440	15,000	780
-Janitorial	3,636	2,410	5,000	0
-Elect./Refr.	45,233	27,598	40,000	0
Finance	14,201	19,232	20,000	61
Human Resources	953	3,882	0	0
Engineering	0	1,418	5,000	0
Procurement	72	2,438	2,500	0
Information Technology	3,689	10,107	5,000	0
<b>TOTAL</b>	<b>1,265,225</b>	<b>1,259,282</b>	<b>1,405,500</b>	<b>668,162</b>



Year to date Operating Revenues minus the Year to date Operating Expenses resulted to an Operating Income of \$8.8 million as of June 30, 2018.

Non Operating Revenues and Expenses consist of the following: \$2.3 million -Retirement contribution for COLA, Supplemental and Medical/Dental/Life Insurance expenses, \$782 thousand-Interest expense on loans and \$51k Interest Income. The net total of non operating expenses and revenues as of June is a negative \$2.9 million.

The Total Net Income as of June is \$5.9 million.

**Accounts Receivable Trade (net)** as of June 30, 2018 is \$6.8 million.

Aging Status is a follows: 80% - Current, 7% - over 30 days, 3% - over 60 days, 0% - over 90 days and 9% - over 120 days.

**Accounts Payable Trade** as of June 30, 2018 is \$1.8 million which is 5% lower than last month ending balance of \$1.9 million.

Port Authority of Guam  
Income Statement  
With Budget Comparison (Unaudited)  
9 Months Ending 063018

Current Month Actual	%	Last Year Actual	%	Budget	% Chng		Year to Date Actual	%	Last Year to Date			% Chng	Budget	% Chng
									Actual	%	Actual			
OPERATING REVENUES														
CARGO THROUGHPUT REVENUES														
1,643,659	36.3%	1,505,789	34.2%	1,492,854	0.10	CT-GROSS	14,083,901	34.2%	12,137,827	32.6%	16.0%	13,435,686	0.05	
183,597	4.1%	170,246	3.9%	241,790	(0.24)	CT-GROUND	1,716,219	4.2%	1,890,808	5.1%	-9.2%	2,176,110	(0.21)	
101,673	2.2%	61,978	1.4%	66,066	0.54	CT-BREAKBULK	921,027	2.2%	585,269	1.6%	57.4%	594,594	0.55	
1,266	0.0%	731	0.0%	404	2.13	CT-UNITIZED	15,644	0.0%	3,933	0.0%	297.7%	3,636	3.30	
	0.0%				-	CT-TUNA		0.0%		0.0%	0.0%			
67,221	1.5%	15,241	0.3%	46,360	0.45	CT-RO/RO	406,044	1.0%	382,451	1.0%	6.2%	417,240	(0.03)	
7,095	0.2%	3,705	0.1%	5,223	0.36	CT-STUFFING/DEVAN	70,078	0.2%	45,078	0.1%	55.5%	47,007	0.49	
2,729	0.1%	1,342	0.0%	2,238	0.22	CT-HEAVYLIFT	25,309	0.1%	19,067	0.1%	32.7%	20,142	0.26	
273	0.0%	42	0.0%	280	(0.02)	CT-LONGLENGTH	1,292	0.0%	2,262	0.0%	-42.9%	2,520	(0.49)	
11,389	0.3%	5,262	0.1%	7,500	0.52	OUT-OF-GAUGE CARGO (OOG)	105,258	0.3%	64,664	0.2%	62.8%	67,500	0.56	
2,018,902	44.6%	1,764,337	40.1%	1,862,715	0.08	CARGO THROUGHPUT REVENUES	17,344,774	42.2%	15,131,360	40.7%	14.6%	16,764,435	0.03	
OTHER CARGO RELATED REVENUES														
	0.0%		0.0%	245	(1.00)	LIFT ON/LIFT OFF		0.0%	1,942	0.0%	-100.0%	2,205	(1.00)	
	0.0%		0.0%	88	(1.00)	PRESLUNG		0.0%	699	0.0%	0.0%	792	(1.00)	
	0.0%		0.0%		-	EXPORT SCRAP CONTAINER		0.0%		0.0%	0.0%			
224,867	5.0%	290,531	6.6%	323,204	(0.30)	TRANSSHIP CONTAINERS	2,312,128	5.6%	2,515,173	6.8%	-8.1%	2,216,850	0.04	
10,177	0.2%	8,026	0.2%	13,132	(0.23)	OVERSTOWED CONTAINERS	228,409	0.6%	112,039	0.3%	103.9%	118,188	0.93	
166	0.0%	543	0.0%	165	0.01	SHIFTED CONTAINERS	4,345	0.0%	1,848	0.0%	135.1%	1,485	1.93	
4,333	0.1%	1,365	0.0%	1,466	1.96	RIGGED CONTAINERS	34,200	0.1%	12,976	0.0%	163.6%	13,194	1.59	
10,756	0.2%	10,227	0.2%	10,174	0.06	REEFER CNTR-PLUG/JUNPLUG	101,278	0.2%	90,812	0.2%	11.5%	91,566	0.11	
211,963	4.7%	387,774	8.8%	384,069	(0.45)	DIRECT LABOR BILLED	2,666,030	6.5%	2,490,094	6.7%	6.7%	2,744,715	(0.03)	
15,106	0.3%	14,375	0.3%	15,987	(0.06)	EQUIPMENT RENTAL	186,247	0.5%	141,002	0.4%	32.1%	143,883	0.29	
45,314	1.0%	45,473	1.0%	46,395	(0.02)	PORT FEES & DOCKAGE	4,161,527	10.0%	4,322,230	10.0%	-3.6%	4,322,230	(0.04)	
465,809	10.3%	461,439	10.5%	466,629	(0.00)	WHARFAGE	4,121,580	10.0%	3,715,673	10.0%	10.9%	3,864,969	0.07	
59,529	1.3%	59,415	1.4%	61,511	(0.03)	FUEL SURCHARGE	540,005	1.3%	509,762	1.4%	5.9%	525,669	0.03	
17,991	0.4%	48,081	1.1%	38,586	(0.53)	MARITIME SECURITY FEE	167,155	0.4%	353,719	1.0%	-52.7%	347,274	(0.52)	
156,070	3.4%	130,628	3.0%	123,492	0.26	FACILITY MAINTENANCE FEE	1,410,594	3.4%	1,108,762	3.0%	27.2%	1,111,428	0.27	
500,543	11.0%	523,120	11.9%	515,844	(0.03)	CRANE SURCHARGE	4,521,004	11.0%	4,609,009	12.4%	-1.9%	4,642,596	(0.03)	
1,722,625	38.0%	1,980,998	45.0%	2,000,987	(0.14)	OTHER CARGO RELATED REVENUES	16,699,502	40.6%	16,095,760	43.3%	3.8%	16,256,877	0.03	
3,741,527	82.6%	3,745,334	85.2%	3,863,702	(0.03)	OPERATING REVENUES	34,044,276	82.8%	31,227,121	83.9%	9.0%	33,021,312	0.03	



Port Authority of Guam  
Income Statement  
With Budget Comparison (Unaudited)  
9 Months Ending 063018

Current Month	%	Last Year	%	Budget	%	Year to Date	%	Last Year to Date	%	Budget	%
(1,437,713)	-31.7%	(1,554,537)	-35.4%	(2,027,743)	(0.29)	(14,055,233)	-34.2%	(13,959,043)	-37.5%	(16,425,459)	(0.14)
(112,260)	-2.5%	(112,904)	-2.6%	(144,270)	(0.22)	(1,045,816)	-2.5%	(997,613)	-2.7%	(1,109,130)	(0.06)
(408,927)	-9.0%	(421,294)	-9.6%	(483,781)	(0.15)	(3,855,338)	-9.4%	(3,745,224)	-10.1%	(4,120,743)	(0.06)
(117,081)	-2.6%	(122,419)	-2.8%	(5,833)	19.07	(1,122,521)	-2.7%	(1,095,979)	-2.9%	(32,499)	33.54
(382)	0.0%	(5,685)	-0.1%	(6,667)	(0.94)	(35,166)	-0.1%	(12,268)	0.0%	(60,003)	(0.41)
(10,593)	-0.2%	(11,029)	-0.3%	(27,951)	(0.62)	(104,846)	-0.3%	(82,691)	-0.2%	(171,561)	(0.39)
	0.0%		0.0%		-		0.0%		0.0%		-
(115,447)	-2.5%	(139,258)	-3.2%	(151,333)	(0.24)	(1,272,544)	-3.1%	(1,085,783)	-2.9%	(1,401,999)	(0.09)
(201,557)	-4.4%	(406,536)	-9.2%	(221,667)	(0.09)	(1,896,361)	-4.6%	(2,082,432)	-5.6%	(2,045,001)	(0.07)
	0.0%		0.0%	(74,547)	(1.00)		0.0%	(13,112)	0.0%	(617,493)	(1.00)
(24,128)	-0.5%	(52,916)	-1.2%			(257,479)	-0.6%	(429,314)	-1.2%		-40.0%
	0.0%		0.0%		0	44,756	0.1%		0.0%		
(6,950)	-0.2%	(11,862)	-0.3%	(29,166)	(0.76)	(151,911)	-0.4%	(106,390)	-0.3%	(262,494)	(0.42)
(574)	0.0%	(7,148)	-0.2%	(29,166)	(0.98)	(244,390)	-0.6%	(99,710)	-0.3%	(262,494)	(0.07)
(8,519)	-0.2%	(11,308)	-0.3%	(29,166)	(0.71)	(214,520)	-0.5%	(109,804)	-0.3%	(262,494)	(0.18)
(519,056)	-11.5%	(500,992)	-11.4%	(441,667)	0.18	(4,673,795)	-11.4%	(4,365,971)	-11.7%	(3,975,003)	0.18
	0.0%		0.0%	(6,417)	(1.00)	(500)	0.0%	(1,157)	0.0%	(57,753)	(0.99)
(129,580)	-2.9%	(95,325)	-2.2%	(159,678)	(0.19)	(806,107)	-2.0%	(648,652)	-1.7%	(1,282,410)	(0.37)
(4,808)	-0.1%	(6,784)	-0.2%	(100,273)	-0.95	(180,600)	-0.4%	(38,881)	-0.1%	(802,455)	(0.77)
	0.0%		0.0%		-		0.0%		0.0%		-
(92,257)	-2.0%	(40,638)	-0.9%	(90,322)	0.02	(705,772)	-1.7%	(624,313)	-1.7%	(812,898)	(0.13)
(156,569)	-3.5%	(137,815)	-3.1%	(264,417)	(0.41)	(1,534,712)	-3.7%	(1,145,454)	-3.1%	(2,039,757)	(0.25)
(14,760)	-0.3%	(12,780)	-0.3%	(5,167)	1.86	(33,930)	-0.1%	(12,780)	0.0%	(46,503)	(0.27)
(14,686)	-0.3%	(11,295)	-0.3%	(37,937)	(0.61)	(77,654)	-0.2%	(128,002)	-0.3%	(341,433)	(0.77)
(720)	0.0%	(26,497)	-0.6%	(13,959)	-0.3%	(60,392)	-0.1%	(114,430)	-0.3%	(125,631)	(0.52)
	0.0%		0.0%		0.0%		0.0%		0.0%		-
	0.0%		0.0%		0.0%		0.0%	(11)	-100.0%		-
	0.0%		0.0%		0.0%		0.0%		0.0%		-
(3,376,567)	-74.5%	(3,689,023)	-83.9%	(4,351,127)	(0.22)	(32,284,831)	-78.5%	(30,899,013)	-83.0%	(36,255,213)	(0.11)

INDIRECT COSTS  
General & Administrative Expen

Port Authority of Guam  
Income Statement  
With Budget Comparison (Unaudited)  
9 Months Ending 063018

Current Month	%		Last Year	%		Budget	Chng		Year to Date	%		Last Year to Date	%		Budget	Chng
	Actual	%		Actual	%					Actual	%		Actual	%		
1,153,380	25.5%		708,370	16.1%	173,136	5.66	OPERATING INCOME (LOSS)	8,855,587	21.5%		6,307,746	17.0%	40.4%	2,711,148	2.27	
							OTHER INCOME (EXPENSE)									
	0.0%			0.0%		-	Other Income & Expense		0.0%			0.0%	0.0%		-	
	0.0%			0.0%		-	Other Income		0.0%			0.0%	0.0%		-	
	0.0%			0.0%		-	Interest Income		0.0%			0.0%	0.0%		-	
	0.0%			0.0%		-	Interest Income		0.0%			0.0%	0.0%		-	
8,128	0.2%		4,828	0.1%	3,856	1.11	Interest Income	(55,856)	-0.1%		58,446	0.2%	-195.6%	34,704	(2.61)	
(84,392)	-1.9%		(93,576)	-2.1%	(85,260)	(0.01)	Interest Expense-USDA	(782,319)	-1.9%		(838,365)	-2.3%	-6.7%	(767,340)	0.02	
	0.0%		200	0.0%	(1,917)	(1.00)	Other Expense	(9,970)	0.0%		40,474	0.1%	-124.6%	(17,253)	(0.42)	
	0.0%			0.0%		-	Claims Settlement		0.0%			0.0%	0.0%		-	
(255,346)	-5.6%		(345,114)	-7.8%	(252,346)	0.01	Retirement Govt Contribution	(2,281,911)	-5.5%		(2,382,971)	-6.4%	-4.2%	(2,271,114)	0.00	
5,426	0.1%		44,701	1.0%	249,952	-	Federal Reimbursement	373,809	0.9%		417,611	1.1%	-10.5%	1,960,272	-	
(9,678)	-0.2%		(133,511)	-3.0%	(52,289)	(0.81)	Federal Expenses	(175,281)	-0.4%		(445,018)	-1.2%	-60.6%	(340,401)	(0.49)	
	0.0%			0.0%		-	Gain <Loss> on Asset Disposals	(13,187)	0.0%		(3,155)	0.0%	318.0%	(49,998)	(0.74)	
(335,863)	-7.4%		(522,472)	-11.9%	(138,004)	1.43	Other Income & Expense	(2,944,715)	-7.2%		(3,152,977)	-8.5%	-6.6%	(1,451,130)	1.03	
(335,863)	-7.4%		(522,472)	-11.9%	(138,004)	1.43	OTHER INCOME (EXPENSE)	(2,944,715)	-7.2%		(3,152,977)	-8.5%	-6.6%	(1,451,130)	1.03	
817,517	18.0%		185,898	4.2%	35,132	22.27	NET INCOME (LOSS)	5,910,872	14.4%		3,154,769	8.5%	87.4%	1,260,018	3.69	

	Amount Current	Last Month End	Last Year End	Change This Month	Change This Year
<b>Total Assets</b>					
<b>Current Assets</b>					
Cash on Hand	2,000.00	2,000.00	2,000.00		
Petty Cash Fund	100.00	100.00	100.00		
Cashier Change Fund					
Cash on Hand	2,100.00	2,100.00	2,100.00		
<b>Incentive Award Fund</b>					
<b>First Hawaiian Bank-Incentive</b>					
<b>Cash in Bank</b>					
First Hawaiian Bank	10,140,079.83	10,429,353.89	8,802,099.65	289,274.06-	1,337,980.18
Bank of Guam	2,803,820.45	2,620,924.42	1,256,124.45	182,896.03	1,547,696.00
Bank of Hawaii					
Citizen Security Bank	12,943,900.28	13,050,278.31	10,058,224.10	106,378.03-	2,885,676.18
Cash in Bank					
Cash in Bank-Trust					
Trust-Current Unrestricted					
BOG-Current Restricted					
<b>Cash in Bank-Trust</b>					
<b>Short Term Investments</b>					
Bank of Guam	18,453,846.90	30,278,137.18	29,203,913.75	11,824,290.28-	10,750,066.85-
Citizen's Security Bank					
First Hawaiian Bank					
BankPacIFIC					
CitiBank					
Bank of Hawaii					
Oceanic Bank					
Gov Guam Employees Fed CU					
<b>Short Term Investments</b>					
Account Receivable-Trade (Net)	7,310,597.69	7,859,356.71	7,335,267.75	548,759.02-	24,670.06-
Account Receivable-Trade Allow for Uncollectible Acct. A/R-Clearing Account	563,854.42-	563,854.42-	563,854.42-		
Account Receivable-Trade (Net)	6,746,743.27	7,295,502.29	6,771,413.33	548,759.02-	24,670.06-
<b>Accounts Receivable-Other</b>					
Accounts Receivable-DOA	513.04	643.04	2,493.84	130.00-	1,980.80-
Accounts Receivable-Employee					
Accounts Receivable-FEMA Reimb					
Accounts Receivable-Geda/Casam					
Accounts Receivable-Other	773,578.86	773,578.86	977,236.53		203,657.67-
Accounts Receivable-Ins Procee					



	Amount Current	Last Month End	Amount Last Year End	Change This Month	Change This Year
Accounts Receivable-Other	774,091.90	774,221.90	979,730.37	130.00-	205,638.47-
Marina Receivables					
Accounts Receivable-Agat Marina	14,417.05	14,105.55	20,379.97	311.50	5,962.92-
Accounts Receivable-GDP Marina	5,341.34	5,231.87	4,694.30	109.47	647.04
Accounts Receivable-Harbor of	4,480.53	3,628.52	5,295.24	852.01	814.71-
Marina Receivables	24,238.92	22,965.94	30,369.51	1,272.98	6,130.59-
Interest Receivables					
Bank of Guam					
Bank of Hawaii					
Bank Pacific					
Citibank					
Citizens Security Bank					
First Hawaiian Bank					
GovGuam Bmp.Fed.Credit Union					
Oceanic Bank					
Other					
Interest Receivables					
Prepaid Expenses					
Prepaid Insurance	562,045.35	763,602.14	15,873.63	201,556.79-	562,045.36
Prepaid Expenses	810,865.67	1,056,696.50	15,873.63	245,830.83-	794,992.04
Prepaid Expenses	1,372,911.02	1,820,298.64	15,873.62	447,387.62-	1,357,037.40
Deferred Expenses					
Deferred Geda Addendum L/Lease					
Credit Note Reimbursement					
Deferred Expenses					
Current Assets	40,317,832.29	53,243,504.26	47,061,624.68	12,925,671.97-	6,743,792.39-
Non Current Assets					
Long Term Receivable					
Long Term Receivable-DOA	2,258,190.48	2,258,190.48	2,258,190.48		
Long Term Receivable-Geda	1,490,449.90	1,490,449.90	1,490,449.90		
Allow For Uncollectible LT A/R	3,748,640.38-	3,748,640.38-	3,748,640.38-		
Long Term Receivable	7,497,280.76	7,497,280.76	7,497,280.76		
Revenue Bond Reserves					
Reserve w/Trustee-Unrestricted	3,000,000.00			3,000,000.00	3,000,000.00
Reserve w/Trustee-Restricted	10,000,000.00			10,000,000.00	10,000,000.00
Revenue Bond Reserves	13,000,000.00			13,000,000.00	13,000,000.00
Inventories-A/C					
Inventory-Computer	8,690.00	101,544.12	74,042.36	8,690.00	8,690.00
Gas, Oil and Diesel Inventory	101,434.12	1,529.86	96.34	110.00-	27,391.76
Inventory-Parts	99,952.66	99,952.66	99,952.66	1,440.00-	6.48-
Supplies Inventory	530,843.65	505,779.64	369,825.59	25,064.01	161,018.06

	Amount Current	Amount Last Month End	Amount Last Year End	Change This Month	Change This Year
Contract-Asset Inventory Adj. Allowance for Obsolescence Inventory for Survey	1,721.09 70,762.27-	1,721.09 70,762.27-	1,721.09 77,363.66-		6,601.39
Inventory	668,526.93	636,322.92	464,832.20	32,204.01	203,694.73
Work In Progress					
Const Work In Progr-Local	436,257.57	434,173.57	295,645.50	2,084.00	140,612.07
Const Work In Progr-General	2,703,309.66	2,679,018.01	2,533,060.53	24,291.65	170,249.13
Const Work In Progr-FIN					
Const Work In Progr-BOND					
Work In Progress	3,139,567.23	3,113,191.58	2,828,706.03	26,375.65	310,861.20
Non Current Assets	16,808,094.16	3,749,514.50	3,293,538.23	13,058,579.66	13,514,555.93
Property, Plant & Equipment					
Land	3,563,000.00	3,563,000.00	3,563,000.00		
Land-Cabrass					
Buildings	15,732,648.10	15,732,648.10	15,732,648.10		
Buildings-Original					
Buildings-Substation Shelters	125,548,911.67	125,548,911.67	125,434,129.67		114,782.00
Buildings-Wharf Improvements					
Canopy Structures	141,281,559.77	141,281,559.77	141,166,777.77		114,782.00
Buildings	15,221,330.79-	15,218,930.44-	15,199,727.64-	2,400.35-	21,603.15-
Accumulated Depreciation-Build	32,452,628.67-	32,163,393.35-	29,857,162.91-	289,235.32-	2,595,465.76-
AccDeprec-Buildings-Original					
AccDeprec-Buildings-Sub Shelte					
AccDeprec-Buildings-Wharf Impr					
AccDeprec-Canopy Structures					
Accumulated Depreciation-Build	47,673,959.46-	47,382,323.79-	45,056,890.55-	291,635.67-	2,617,068.91-
Furnishings and Equipment					
Air Tools	528,231.08	528,231.08	528,231.08		
Communications Equip	6,075,435.32	6,075,435.32	6,175,119.86		99,684.54-
Computer Equip	16,249,185.36	16,249,185.36	16,206,612.56		42,513.00
Crane Equip	1,105,102.30	1,095,452.30	1,058,410.16	9,650.00	46,692.14
Furnishings & Office Equip	1,821,145.00	1,821,145.00	1,229,928.00		591,217.00
Forklift Equip					
Gantry 3 Relocation Cost	1,167,056.25	1,167,056.25	1,167,056.25		
Generator Sets	14,832.85	14,832.85	14,832.85		
Hand Tools	2,852.00	2,852.00	2,852.00		
Load & Unload Equip	6,999.00	6,999.00	6,999.00		
Mowing Equip	1,839,702.78	1,839,702.78	1,839,705.78		3.00-
Other Equip	17,772.56	17,772.56	17,772.56		
Power Tools	39,427.95	39,427.95	14,990.95		24,437.00
Safety Equip	344,653.87	344,653.87	339,724.65		4,929.22
Shop Equip	2,970,216.97	2,970,216.97	2,970,216.97		
Tractors					
Tractors					

	Amount Current	Amount Last Month End	Amount Last Year End	Change This Month	Change This Year
Vehicles & Motor Equip	1,832,975.87	1,836,575.87	1,861,265.87	3,600.00	28,290.00
Furnishings & Equipment	34,015,589.36	34,007,744.64	33,433,778.54	7,844.72	581,810.82
Accumulated Depreciation-Furni	493,338.35	492,553.33	486,273.17	785.02	7,065.18
AccDeprec-Air Tools	1,396,971.41	1,358,141.40	1,172,125.78	38,830.01	224,845.63
AccDeprec-Communications Eqt.	6,721,481.17	6,619,176.43	5,802,816.62	102,304.74	918,664.55
AccDeprec-Computer Equip	600,685.88	590,284.99	519,140.73	10,400.89	81,545.15
AccDeprec-Crane Equip	841,073.01	827,390.48	707,476.20	13,682.53	133,596.81
AccDeprec-Furnishings & Office	269,571.42	263,087.78	211,218.66	6,483.64	58,352.76
AccDeprec-Forklift Equip	10,371.64	10,281.01	9,555.97	90.63	815.67
AccAmort-Gantry 3 Relocation C	10,371.64	10,281.01	9,555.97	90.63	815.67
AccDeprec-Generator Sets	665.56	661.00	451.63	23.77	213.93
AccDeprec-Load & Unload Equip	4,782.65	4,666.00	3,732.80	1,169.32	1,049.85
AccDeprec-Mowing Equip	1,178,697.74	1,168,078.42	1,082,001.53	10,619.32	96,696.21
AccDeprec-Other Equip	10,384.85	10,223.46	8,834.19	1,613.39	1,550.66
AccDeprec-Power Tools	5,136.26	4,666.88	3,784.60	469.38	3,351.66
AccDeprec-Safety Equip	192,698.18	190,676.98	180,689.65	2,021.20	1,008.53
AccDeprec-Shop Equip	1,347,778.14	1,325,626.62	1,148,411.82	22,151.85	199,068.53
AccDeprec-Tractors	907,202.14	892,723.14	770,455.97	14,479.00	136,746.17
AccDeprec-Vehicles & Motor Equ	13,980,838.73	13,758,218.71	12,104,969.32	222,620.02	1,875,869.41
Capital Leases					
Capital Leases					
Accumulated Amortization-Capit					
AccAmort-Capital Leases					
Accumulated Amortization-Capit					
Pension-Deferred Outflows Res	6,176,941.00	6,176,941.00	6,176,941.00		
Pension-Deferred Outflow Res	6,176,941.00	6,176,941.00	6,176,941.00		
Property, Plant & Equipment	123,382,291.94	123,888,702.91	127,178,637.44	506,410.97	3,796,345.50
Total Assets	180,508,218.39	180,881,721.67	177,533,800.35	373,503.28	2,974,418.04
Total Liabilities & Capital					
Current Liabilities					
Accounts Payable	1,914,359.03	2,021,971.52	2,568,562.48	107,612.49	654,203.45
Accounts Payable Custom					
Accounts Payable GSA	132,096.16	132,096.16	336,563.37	89,882.84	204,467.21
Accounts Payable Others	1,782,913.01	1,872,795.85	2,231,999.11	17,729.65	449,086.10
Accounts Payable Trade	650.14	17,079.51			650.14
Received Not Vouchered					

	Amount Current	Amount Last Month End	Amount Last Year End	Change This Month	Change This Year
Current Loan Payable					
Current ANZ (USDA) Loan Payabl	57,651.08	76,901.23	226,279.10	19,250.15-	168,628.02-
CU ANZ (USDA) 12M Loan Payabl	171,249.31	227,507.38	676,128.18	56,258.17-	504,878.97-
CU BOG 10M SLE Loan Payable	304,283.51	422,266.83	1,267,012.48	97,983.30-	962,728.95-
CU BOG 2M USDA Direct Loan	70,087.03	93,308.79	276,582.73	23,221.76-	206,495.70-
Current Loan Payable	603,270.85	799,984.23	2,446,002.49	196,713.38-	1,842,731.64-
Due to Public Utilities					
Due to GPA					
Due to GTA					
Due to GWA					
Due to Public Utilities					
Accrued Interest Payable					
Accrued Interest Payable					
Accrued Interest Payable					
Deferred Revenues					
Deferred Revenues -DOD Moderniz					
Deferred Income - GEDA	61,769.01-	61,769.01-	61,769.01-		67,110.97-
Deferred Revenues -Leases	105,718.75	105,718.75	172,828.72	13,020.93-	13,020.93-
Deferred Revenues Marinas			77,720.52		77,720.52-
Deferred Revenues	167,487.76	167,487.76	334,597.74	13,020.93-	13,020.93-
Deferred Revenues	43,949.74	43,949.74	201,802.16		157,852.42-
Accrued Expenses					
Accrued Payroll					
Accrued Vacation Pay-Current	365,970.37	1,025,018.23	779,339.22	659,047.86-	413,368.85-
Accrued Vacation Pay	1,461,978.60	1,417,216.81	1,232,707.36	44,761.79-	229,271.24
Accrued Earthquake Cost					
Accrued Cola/Supplemental					
Accrued Typhoon Cost					
Accrued Medicare Tax					
Accrued Federal Grant					
Employee Insurance Payables	11,168.72	10,640.02	1,906.54	528.70-	9,262.18
Employee Deductions Payable	181,449.34	454,165.91	288,964.36	272,716.57-	107,515.02-
Withholding Tax Payable					
Credit Union					
Accrued Miscellaneous Deductio					
Accrued Death & Disability Ins					
Retirement Contributions					
Deferred Compensation Plan Pay					
Accrued Expenses	2,020,567.03	2,907,040.97	2,302,917.48	886,473.94-	282,350.45-
Security Deposits					
Security Deposits -Space Leas	84,762.18	84,762.18	85,065.72	220.00-	303.54-
Security Deposits -Marinas	31,299.32	31,519.32	30,311.82	220.00-	987.50
Security Deposits	116,061.50	116,281.50	115,377.54	220.00-	683.96

	Amount Current	Last Month End	Amount Last Year End	Change This Month	Change This Year
Capital Lease Obligations- Cur					
Caplt Lease Obligations-Current					
Capital Lease Obligations- Cur					
Other Current Liabilities					
Reserve Shortage/Property Dama					
Lease Payable - GEDA					
Other Current Liabilities					
Current Liabilities	4,698,208.15	5,889,227.96	7,634,662.15	1,191,019.81-	2,936,454.00-
Non Current Liabilities					
Long Term Accrued Expenses					
Unfunded Retirement Contributi	56,767,410.00	56,767,410.00	56,767,410.00		
Accrued Vacation Pay-Long Term	444,045.40	444,045.40	444,045.40		
Accrued Sick Lve (DC)-Long Term	1,893,140.63	1,893,140.63	1,893,140.63		
Long Term Accrued Expenses	59,104,596.03	59,104,596.03	59,104,596.03		
Pension-Deferred Inflow of Res					
Pension-Deferred Inflow of Res	1,008,960.00	1,008,960.00	1,008,960.00		
Pension-Deferred Inflow of Res	1,008,960.00	1,008,960.00	1,008,960.00		
Capital Lease Obligations					
Capital Lease Obligations					
Capital Lease Obligations					
Long Term Loan Payables					
LI-ANZ (USDA) Loan Payable 3.5	2,035,075.41	2,035,075.41	2,035,075.41		
LI-ANZ (USDA) Loan Payable 12M	8,612,503.58	8,612,503.58	8,612,503.58		
LI-BOG SLE Loan Payable 10M	6,958,877.73	6,958,877.73	6,958,877.73		
LI-BOG \$2M USDA Direct Loan	1,157,418.32	1,157,418.32	1,157,418.32		
Long Term Loan Payables	18,763,875.04	18,763,875.04	18,763,875.04		
Long Term Bond Payables					
LI-2018 BOND Payable					
LI-2018 BOND Cost of Issuance					
LI-2018 BOND Premium					
Long Term Bond Payables					
Non Current Liabilities	78,877,431.07	78,877,431.07	78,877,431.07		
Capital Contributions & Equity					
Contributions-Local Government					
Contributions-Land	3,563,000.00	3,563,000.00	3,563,000.00		
Contributions-Generalty & Equip	483,688.19	483,688.19	483,688.19		
Contributions-General Fund	13,413,670.45	13,413,670.45	13,413,670.45		
Contributions-G.E.P.A.	100,000.00	100,000.00	100,000.00		

	Amount Current	Last Month End	Amount Last Year End	Change This Month	Change This Year
Contributions-PAG (Portion of	7,000.00	7,000.00	7,000.00		
Contributions-Local Government	17,567,358.64	17,567,358.64	17,567,358.64		
Contributions-Federal Government	10,321,126.26	10,321,126.26	10,321,126.26		
Contributions-U.S. Govt. Rehab	1,492,676.57	1,492,676.57	1,492,676.57		
Contributions-Economic Develop	6,508,875.60	6,508,875.60	6,508,875.60		
Contributions-U.S. Department	53,763.30	53,763.30	53,763.30		
Contributions-U.S. Govt-Fema	53,763.30	53,763.30	53,763.30		
Contributions-Federal Governme	18,376,441.73	18,376,441.73	18,376,441.73		
Accumulated Earnings	33,770,010.75	33,770,010.75	33,770,010.75		
Accumulated Earnings (Deficit)	88,847,912.51	88,847,912.51	88,847,912.51		
Accumulated Earnings	55,077,901.76	55,077,901.76	55,077,901.76		
Net Earnings (Loss)	5,910,872.04	5,093,360.51	5.00	817,516.53	5,910,872.04
Capital Contributions & Equity	96,932,579.17	96,115,062.64	91,021,707.13	817,516.53	5,910,872.04
Total Liabilities & Capital	180,508,218.39	180,881,721.67	177,533,800.35	373,503.28	2,974,418.04

**PORT OF GUAM  
AGING SUMMARY  
AS OF 6/30/2018**

Number	Name	Open	Current	31 - 60	61 - 90	91 - 120	Over 120	Amount	Date	Remarks
14526	Cementon Micronesia, LLC	233,894.86					233,894.86	18,237.30	8/1/2018	8/2018 Customer cleared all past due, account is current/up to date.
14405	KVOG Broadcasting/MCS, LLC	114,745.97	(0.16)				114,746.13	45.36	11/14/2012	Acct w/legal; 8/14 requested GM office to f/u with legal
7376	Matson Navigation Co.	2,804,640.05	2,694,604.78	17,533.70	1,078.35	350.65	91,072.57	101,078.55	8/3/2018	Account being reviewed before Final Notice Sent Out.
7384	Marianas Steamship Agency	900,075.36	821,744.93	1,042.99	79.30	3,523.07	73,685.07	2,292.07	8/10/2018	MSA will be paying \$1000.00 additional on top of current invoices to cover all past due.
15388	Guam Industrial Serv. Inc.	96,075.27		11,760.00	24,138.52	11,760.00	48,416.75	44,940.00	5/30/2018	2nd Notice will be sent out.
11848	Fantasea Charters/Velez, A	18,307.91	(0.33)				18,308.24	25.00	5/5/2016	Preparing documents to refer customer to collections
15240	AVANTI MARINE SPORTS	14,869.05					14,869.05	1,874.25	3/4/2016	Preparing documents to refer customer to collections
14542	Heavy Equipment Rental Opt	11,791.11					11,791.11	102.08	3/22/2017	Preparing documents to refer customer to collections
7106	Shell Guam, Inc.	17,550.00		1,950.00	1,950.00	1,950.00	11,700.00	1,950.00	11/4/2011	Pending Legal Contract; 8/14/18 req. gm's office to f/u with legal
11776	Customs and Quarantine Age	10,333.44		449.28	449.28	449.28	8,985.60	287.51	7/6/2018	Late Notice will be sent out.
9620	Alupang Beach Club	6,180.07	411.63	24.78	99.12	93.70	5,550.84	525.00	12/2/2016	2nd Notice Sent 07/03/18
13536	Guam Lucky Strike, Inc./Jo	4,451.67					4,451.67	525.00	12/2/2016	All documents prepped to refer to collections
13641	M.A.Y. (Guam) Inc.	3,544.81					3,544.81	400.28	1/8/2016	All documents prepped to refer to collections
14283	Brand, Inc.	3,116.38			53.15		3,123.23	1,111.00	7/6/2018	2nd Notice will be sent out.
14364	P.S.V. Corp./Jo, Gi Bum	6,194.52	247.80	1,002.12	1,026.90	998.36	2,919.34	5,249.00	7/17/2018	Final Notice will be sent out
7886	Guam Transport & Warehouse	4,074.75		588.00	588.00	588.00	2,310.75	58.44	2/23/2018	Final Notice sent out
14382	Sepey, Ulysess Y.	1,703.75					1,703.75	100.00	11/8/2016	All documents prepped to refer to collections
7341	Amybth Shipping & Trading	363,867.75	248,307.43	112,860.48	815.12	212.82	1,671.90	121,430.03	8/3/2018	Disputed, followed up with Joann, Research w/HM
15475	Tropical Island Marine Spo	3,735.70	340.08	637.02	661.80	584.90	1,511.90	800.00	3/16/2018	Currently working with customer to clear account. 2nd Notice will be sent out
14922	Jack Michael	1,495.00					1,495.00	500.00	9/20/2016	All documents prepped to refer to collections
14384	Auto Marine Inc.	1,994.61	405.13	405.13	405.13	25.48	753.74	500.00	7/9/2018	Final Notice Sent Out, will follow up with customer
15095	Chen, Steven	833.98	70.00	70.00	70.00		623.98	2,908.89	11/15/2017	2nd Notice Sent out to customer
11756	V.Angoco's Trucking	1,019.62	(744.38)	1,176.00			588.00	58.44	8/10/2018	Payment was spread to invoice and cleared due \$588.00
15563	Tereas, Jeremy	550.00					550.00	687.50	4/11/2018	Late Notice will be sent out.
15582	Shavers, George Kenneth	812.58		162.50	162.50		487.58	0.08	7/16/2018	Customer cleared all past due, account is current/up to date.
14368	Tyco Electronics Subsea Co	1,900.33	1,428.86				471.47	13,910.40	8/3/2018	Customer sent in a letter of dispute/consideration to GMS office, awaiting feedback.
13476	Isla Maritime Agency	(3.12)	(425.25)				422.13			Currently working on customers account, due to some disputes.

Number	Name	Open	Current	31 - 60	61 - 90	91 - 120	Over 120	Amount	Date	Remarks
15651	Barcenilla, Roland/Gerilyn	412.50					412.50			All documents prepped to refer to collections
14431	Quinata, Carlos/Amber Heri	1,224.12	249.56	249.78	349.78		375.00	862.50	11/21/2017	2nd Notice Sent out to customer
15491	Lizama, Jr. Kelly A	375.00					375.00	137.50	11/8/2016	All documents prepped to refer to collections
14850	Hartup, Jason	300.00					300.00	575.00	8/17/2017	2nd Notice Sent out to customer
7587	American President Lines L	2,274,576.01	2,033,119.33	33,374.02	203,470.02	4,337.16	275.48	857,688.31	8/9/2018	Emailed Severina all past due Invoices for APL she is following up with their Japan team and will get back to me at the soonest
15663	Okeanos Marianas	250.00					250.00			2nd Notice Sent out to customer
14527	UMS Heavy Equipment Rental	1,292.21	(589.21)	1,675.62			205.80	29.22	5/21/2018	late Notice Sent out to customer
13089	Guam Fisherman's Cooperati	325.00	50.00	50.00	50.00		175.00	550.00	5/17/2017	Carmen will be sending check for the whole lease year.
9726	Deckard, Robert	162.50					162.50	162.50	11/30/2017	Final Notice Sent Out
11794	Guam Shipyard	1,346.06	989.40	148.68	24.78	22.90	160.30	67.28	5/14/2018	late Notice Sent out to customer
14436	John C. Agnon/Myung J. Par	125.00	(25.00)				150.00	600.00	2/24/2017	late Notice Sent out to customer
14968	Nguyen, Hoa Van	220.00	(30.00)	50.00	50.00		150.00	960.00	2/22/2017	Customer made payment and account is current/up to date
10524	Orcutt, Kenneth D.	(0.50)	(138.00)				137.50	137.50	8/6/2018	Customer made payment and account is current/up to date
15040	Tyquengco, Joseph T.	137.50					137.50	137.50	8/6/2018	Customer is disputing Invoice in the amount of \$137.50 will continue to do research
15592	Tedtaotao, Connie	137.50					137.50	412.50	11/22/2017	late notice will be prepared and sent out
14533	Brochon, Michael	240.00	40.00	40.00	40.00		120.00	465.00	2/17/2017	Customer made payment and account is current/up to date
13674	Coffman, John Randolph	97.50					97.50	220.00	7/26/2018	Customer is disputing invoice in the amount of \$97.50 will continue to do research
1490	Guam Telephone Authority	(604.54)	(638.68)				34.14	1,227.58	8/3/2018	2nd Notice Sent out to customer
14429	Weilbacher, Walden	100.00	75.00				25.00	350.00	6/21/2018	Late notice sent out to customer
14534	Martin, Dwight	375.00	50.00	150.00	150.00		25.00	500.00	3/23/2018	late Notice Sent out to customer
15301	James, Iosichy	25.00					25.00	275.00	1/19/2018	Documents being reviewed and prepared to be forward account to collections
14150	PIER, KENNETH	22.90					22.90	275.00	7/9/2018	late Notice Sent out to customer
14907	Taitano, John	(216.00)	(279.00)	21.00	21.00		21.00	71.00	7/6/2018	late Notice Sent out to customer
15554	Barchnas, John	15.00					15.00			All documents prepped to refer to collections
8483	Scuba Company	4,683.52	560.00	4,122.72			0.80	4,370.52	8/10/2018	
14444	Office of the Governor of	3,160.14	3,160.06				0.08	0.08	7/16/2018	
1300	SANTOS, RAYMOND B.	(50.00)	(50.00)							
1487	Guam Federation of Teacher	(859.00)	(859.00)							



Number	Name	Open	Current	31 - 60	61 - 90	91 - 120	Over 120	Amount	Date	Remarks
1500	Athantis Guam	15.08	15.08					3,057.60	8/6/2018	
1609	NEDEDOG, CARMELITA C.	(50.00)	(50.00)					50.00	6/29/2018	
1749	CARBULLIDO, RITA B.	(50.00)	(50.00)					30.00	9/1/2017	
1862	SANTOS, JOHN T.	(194.00)	(194.00)							
1975	MAURER, KYLIE R.	(50.00)	(50.00)					50.00	6/20/2018	
7350	Consolidated Transportatio	1,076,689.30	917,423.53	158,147.12	1,118.65			237,962.44	8/10/2018	
7368	Cabras Marine Corp	(23,760.94)	(33,828.08)	4,682.34	5,164.60			5,722.59	8/10/2018	
7413	Seabridge Inc.	976.27	976.27					106.54	7/9/2018	
7624	Micronesian Divers Assoc.,	(82.40)	(200.00)		117.60			1,500.00	7/9/2018	
7763	Guam Dolphin's Marine Spor	784.08	759.08		25.00			2,072.77	8/3/2018	
8264	Oison, Tom	(750.00)	(750.00)					1,050.00	5/3/2018	
8336	Pacific Trucking Inc.	(0.44)	(0.44)					87.66	8/2/2018	
9401	Tasi Tours Inc.	(946.10)	(946.10)					1,092.12	7/2/2018	
9478	Triple B Forwarders	(725.06)	(946.54)	221.48				175.32	8/13/2018	
9654	Baba, Hideharu	(80.00)	(80.00)					40.00	8/7/2018	
9697	Camacho, Antonio Frank C.	(240.00)	(240.00)					480.00	1/18/2018	
9742	Duenas, Christopher M.	(300.00)	(300.00)					300.00	8/7/2018	
9806	Felix, Christopher	(220.00)	(220.00)					220.00	8/10/2018	
9814	Fentress, Michael D.	(1,329.00)	(1,329.00)					300.00	6/19/2018	
9831	Fish Hook Inc.	360.00	360.00					360.00	8/3/2018	
9849	Flores, William A.	(350.00)	(350.00)					600.00	3/8/2018	
10225	Mobil Oil Guam, Inc.	285,638.52	147,730.59	137,907.93				29,286.60	8/3/2018	
10250	Morrice Equipment LLC	(1,241.08)	(1,241.08)					1,800.00	1/26/2018	
10621	Perez, Thomas L.G.	(400.00)	(400.00)					960.00	11/21/2017	
10735	Plummer, Peter J.	(175.00)	(175.00)					87.50	7/11/2018	
10743	Poppe, Edward/FISH INC	160.00	80.00	80.00				80.00	7/31/2018	
10778	Real World Diving	(1,896.56)	(1,896.56)					626.56	7/27/2018	
11762	Aqua World, Inc.	13.31	13.31					2,700.00	8/6/2018	
11770	Black Construction Corpora	256.97	(752.88)	841.65	33.64	134.56		721.44	5/3/2018	
11775	Charles Marine Sports Club	(295.10)	(295.10)					1,298.30	8/3/2018	
11778	Dewitt Trans Services of G	(0.68)	(0.68)					87.66	7/2/2018	
12243	Foremost Foods Inc.	(1,227.24)	(1,227.24)					1,227.24	5/29/2018	
12338	Tembata, Masao DBA:Ten Boa	(262.50)	(262.50)					212.50	4/3/2018	
12373	Belghey, Jim/Mark Baldyga	(550.00)	(600.00)		25.00	25.00		50.00	8/1/2018	
12394	Wong, Billy	(275.00)	(275.00)					262.50	6/21/2018	
12397	Cruz, John R.	(40.00)	(40.00)					160.00	8/29/2017	
12408	Marianas Yacht Club	(200.00)	(200.00)					100.00	4/20/2018	

Number	Name	Open	Current	31 - 60	61 - 90	91 - 120	Over 120	Amount	Date	Remarks
12424	Flores, Joaquin C.	(137.50)	(137.50)					137.50	7/25/2018	
12509	Hanley, Timothy F.	(52.50)	(52.50)					52.50	7/24/2018	
12511	Hanson Permanent Cement o	(469,029.16)	(469,029.16)					172,000.00	3/6/2018	
12518	Balajadia, Robert M.	25.00	25.00					292.54	8/7/2018	
12706	Guam Seawalker Tours	(100.00)	(100.00)					340.00	7/30/2018	
13030	South Pacific Petroleum Co	(154.42)	(154.42)					29,742.00	7/23/2018	
13044	Smithbridge Guam, Inc.	15,431.97	1,220.51	6,878.59	7,332.87			14,416.61	8/6/2018	
13081	Watanabe, Akio/Fontana & C	(128.00)	(128.00)					147.00	4/10/2017	
13120	Tidewater Distributors Inc	5,733.41	173.24	5,560.17				5,312.37	8/10/2018	
13190	GENTLY BLUE DIVING SHOP	(65.03)	(74.44)	9.41				122.33	12/13/2017	
13191	Aguon, Sonia V. or Paul SN	(823.63)	(823.63)					280.00	5/30/2018	
13202	Department of Administrati	3,404.52	3,404.52					3,434.52	7/9/2018	
13314	Island Certs Corporation	(1,012.50)	(1,012.50)					50.00	4/30/2018	
13498	Coca Cola	1,227.24	1,227.24					42.00	6/29/2007	
13532	Ahlf, Douglas J.	125.00	75.00	50.00				200.00	5/2/2018	
13537	Wang, Jackey	160.00	160.00					1,177.38	5/4/2018	
13545	Perez, Vincent T./Vern Per	(600.00)	(600.00)					600.00	12/15/2017	
13677	Brown, Roy	(220.00)	(220.00)					174.45	5/17/2017	
13696	Lotus Pacifica Trading, In	17,537.65	14,255.82	3,281.83				780.00	8/3/2018	
13717	Dynasty Marketing							116.88	6/12/2018	
13913	Skocumchuck Charters Inc.	(100.00)	(100.00)					188.16	7/2/2018	
14013	Brandt, Jim or Bonnie	(137.50)	(137.50)					137.50	8/10/2018	
14061	AR Sunriser Canteen/Cateri	(61.67)	(61.67)					2,000.00	6/1/2018	
14064	Judiciary of Guam	(100.00)	(100.00)					100.00	3/23/2018	
14124	Guam Fire Department	720.00	720.00					80.00	1/29/2018	
14141	Core Tech International	(425.15)	(425.15)					81.93	9/1/2017	
14143	Salt Shaker Yacht Charter	(245.26)	(245.26)					269.30	7/6/2018	
14161	Isla Trucking	1,764.00		588.00	588.00	588.00		588.00	8/9/2018	
14171	Norton Lilly International	10,704.38	10,704.38					14,125.19	8/3/2018	
14210	Kaneshiro, Roger J, D.D.S	(480.00)	(480.00)					960.00	1/10/2018	
14290	DGX	(101.84)	(101.84)					411.60	8/10/2018	
14299	CANTON CONSTRUCTION	(67.28)	(67.28)					33.64	4/13/2018	
14381	Apa Dive & Marine Sports,	2,816.68	(1,213.86)	2,366.28	1,664.26			2,000.00	6/20/2018	
14387	Guam Sunwoo Ferry Corp.	650.00	650.00					650.00	8/8/2018	
14409	Robinson, Merle Ann	125.00	25.00	50.00	50.00			192.00	3/14/2018	
14443	Moritz, Lance	(100.00)	(100.00)					450.00	5/22/2018	
14453	Paradis, Guy R.	25.00	25.00					245.00	7/26/2018	

Number	Name	Open	Current	31 - 60	61 - 90	91 - 120	Over 120	Amount	Date	Remarks
14485	Rains, Julian T.	133.00	(4.50)	137.50				130.00	7/30/2018	
14507	Guam Home Center	(218.57)	(218.57)					740.96	8/18/2017	
14537	Fredrick, Bruce & Dianne	145.00	145.00					810.00	5/21/2018	
14570	Tejeda, Glenn	(137.50)	(137.50)					137.50	1/4/2018	
14582	Packbier, Paul E.R./PCR Gu	25.00	(25.00)	50.00				615.00	7/6/2018	
14642	Tristar Terminals Guam, In	163,990.97	163,990.97					16,496.79	8/3/2018	
14744	Harvest Ministries	(75.00)	(75.00)					75.00	5/29/2018	
14776	MARAD	(169.45)	(169.45)							
14778	IP&E Holding LLC	(500,478.16)	(500,478.16)					5,814.03	8/3/2018	
14791	Fong, Francis L	(360.12)	(360.12)					620.00	5/21/2018	
14820	Underwater World	25.00	25.00					212.50	7/11/2018	
14861	Taisacan, Nicholas	245.00	245.00					710.00	8/13/2018	
14911	Royal Cargo Guam, LLC	3,912.04	3,912.04					55.37	6/14/2018	
14963	Castro, Jesse AR	107.50	(275.00)	357.50				715.00	6/29/2018	
15031	Asia Pacific Wholesalers	(10,064.67)	(10,064.67)		25.00			2,922.00	7/3/2018	
15079	McDermott, Brian	25.00	(255.00)			25.00		79.97	3/23/2018	
15103	Collier, Ernest	(255.00)	(255.00)					220.00	7/11/2018	
15152	SUNNY SIDE UP GUAM INC.	(3,882.50)	(3,882.50)					6,000.00	12/22/2018	
15171	Lets Dive Guam	(500.00)	(500.00)					500.00	6/26/2018	
15174	GO DIVE GUAM SURF & DIVE	(500.00)	(500.00)					500.00	6/22/2018	
15205	RIDLON, DANIEL A	(300.00)	(300.00)					600.00	1/8/2018	
15220	SBS DIVE GUAM	(250.00)	(250.00)					250.00	6/21/2018	
15290	Murrell, Robert Dan	(250.00)	(250.00)					600.00	1/29/2018	
15300	Berg, Julia	195.00	195.00					1,875.00	5/9/2018	
15325	Kobayashi, Ronald	150.00	150.00					150.00	7/18/2018	
15326	Campus, Hieu	(1,210.00)	(1,210.00)					1,560.00	1/18/2018	
15327	Petrick, Phillip R.	(61.10)	(61.10)					564.48	6/19/2018	
15334	KALS Corporation	(42,231.67)	(42,231.67)					2,714.75	8/8/2018	
15360	Teleguam Holdings, LLC DBA	1,050.00		1,050.00				1,050.00	12/11/2017	
15370	J524 Inc./Ayta Dolphin Cr	680.00	680.00					680.00	7/2/2018	
15387	BROCK, GREGORY	440.00	440.00					440.00	8/10/2018	
15391	Charfauros, Frank	(50.64)	(50.64)					50.64	6/22/2018	
15428	Stewart, Michael	275.00	137.50	137.50				825.00	4/5/2018	
15429	Gillin, Grace	(50.00)	(50.00)					50.00	5/31/2018	
15433	Pieske, Burghard	(150.00)	(150.00)					600.00	7/3/2018	
15446	Axe Murderer Tours Guam, I	(1,500.00)	(1,500.00)					1,500.00	6/22/2018	
15449	Takemoto, Masahiro	(36.00)	(36.00)					36.00	5/24/2018	

Number	Name	Open	Current	31 - 60	61 - 90	91 - 120	Over 120	Amount	Date	Remarks
15480	L & P Corporation	(0.05)	(0.05)					255.25	8/18/2016	
15511	Anderson, Mark A.		(137.50)		137.50			137.50	8/1/2018	
15527	Walsh, Joshua	(50.00)	(50.00)					50.00	6/25/2018	
15529	Santiago, Tarcisia	(50.00)	(50.00)					50.00	7/18/2018	
15537	Fitzgerald, Stephen	(50.00)	(50.00)					50.00	1/27/2017	
15541	Island Cargo Support	75.74	75.74					58.44	7/19/2018	
15549	Regis, John F.	(650.00)	(650.00)					137.50	6/7/2018	
15593	Guam Ocean Adventures, LLC	49.56	49.56					305.76	7/19/2018	
15597	Gorman, John T.	(50.00)	(50.00)					50.00	6/13/2017	
15612	Churchill, Charles D.	(39.60)	(304.20)	264.60				1,325.00	7/10/2018	
15620	Saito, Minoru	(300.00)	(300.00)					600.00	3/6/2018	
15664	Cook, David S.	(10.00)	(10.00)					10.00	11/29/2017	
15674	Ching, Donald	(50.00)	(50.00)					15.00	2/20/2018	
15677	Reinhardt, Kyle Christophe	(50.00)	(50.00)					50.00	3/26/2018	
15682	Marges, Lilying D. T.	(50.00)	(50.00)					390.96	6/27/2018	
15692	Jo, Myeongseon	(137.50)	(211.84)	74.34						
15694	Hocog, Gerry J.	(50.00)	(50.00)					212.50	6/29/2018	
15698	Poseidon's Maidens Charter	(25.00)	(25.00)					350.00	3/27/2018	
15699	Shut Up and Fish Guam	262.50	87.50	87.50				7,746.13	4/17/2018	
15701	Granite Construction	(0.01)	(0.01)					137.50	7/31/2018	
15704	Halmi, Anthony Villagomez	(687.50)	(687.50)			3,418.74		58.44	3/14/2018	
15707	Benavente, Kathleen	3,418.74								
15708	HMR Guam Inc.	1,227.24				1,227.24				
15709	Sam, Gerald L.	(201.62)	(201.62)					201.62	3/14/2018	
15713	SCHIEPER, ROBERT I.	(50.00)	(50.00)					50.00	3/16/2018	
15715	MCCLARIN, ROBERT JAMES	(60.00)	(60.00)					60.00	3/21/2018	
15718	Larsen, Helge	(600.00)	(700.00)		100.00			1,150.00	3/27/2018	
15722	Butler, Stephen	(220.00)	(220.00)					440.00	6/15/2018	
15726	Garrido, Keoni L.	(50.00)	(50.00)					50.00	4/20/2018	
15735	Fama, James A.	(50.00)	(50.00)					50.00	7/24/2018	
15740	Aquai, Eric TL	(225.00)	(225.00)					225.00	5/3/2018	
15741	Carriga, Camarin	(100.00)	(100.00)					50.00	5/7/2018	
15747	Hawaii Four-O LLC	(37.20)	(37.20)					37.20	5/17/2018	
15748	Nugam, Henry L.	(100.00)	(100.00)					100.00	6/1/2018	
15749	Lagutang, Herbert C.D.	84.00	84.00					120.75	7/24/2018	
15753	Fischer, Jonathan H.	(275.00)	(275.00)					137.50	8/7/2018	
15758	Dunn, Timothy J.	(50.00)	(50.00)					50.00	6/19/2018	

Number	Name	Open	Current	31 - 60	61 - 90	91 - 120	Over 120	Amount	Date	Remarks
15759	Light, Phil	(594.00)	(594.00)					187.00	8/8/2018	
15764	Brinkley, Anthony W.	(148.16)	(148.16)					345.74	6/21/2018	
15765	PRIMO ONGRUNG	(50.00)	(50.00)					50.00	6/26/2018	
15766	SERENA RAED	(50.00)	(50.00)					50.00	6/26/2018	
15767	BEN DIVING GUAM	(250.00)	(250.00)					250.00	6/26/2018	
15769	Babauta, Yvonne M.	(50.00)	(50.00)					50.00	6/28/2018	
	TOTAL	7,439,573.95	5,981,028.99	512,367.56	252,202.37	30,535.06	663,439.97	1,802,537.69		

Supplier	Supplier Name	Phone	CO	Balance Open	Current	61	90	91	120	Aging	121	Over
13280	America's Best El	671 6476674/7550N	00050	3720.00	3720.00							
12196	American Associat	703 6645700	00050	1916.00	1916.00							
11805	American Printing	671 6467973/ROMY	00050	3210.00	3210.00							
12215	Americana Supply	671 6464371/ERIC	00050	477.45	477.45							
13627	Association Of Pa	360 3625344	00050	2085.00	2085.00							
14337	ALAN SEARLE & ASS	671 6424707	00050	2085.00	2085.00							
11674	AM Insurance	671 4772532/42MON	00050	1472.00	1472.00							
15262	AWESOME HARDWARE	671 7877562	00050	17472.00	17472.00							
11768	Henson Guam Enter	671 4777562/SALLY	00050	3003.14	3003.14							
14827	Blue Bay Petroleum	671 6238228	00050	599.20	599.20							
15423	Bosi Velamora	671 9256898	00050	1560.00	1560.00							
14660	BHR Micronesia Co	671 6337261	00050	50.00	50.00							
13495	BME & SON Inc.	671 6323239/63754	00050	67442.68	67442.68							
1870	BROWN JOHANN M.	671 7864232	00050	4751.25	4751.25							
15665	Campus, Jesus Fra	671 6825291	00050	730.80	730.80							
12093	Carpet Store	671 6461571	00050	30.00	30.00							
11831	Cash		00050	871.06	871.06							
13684	Chang Chin Inc.	671 6494074	00050	850.00	850.00							
12106	Compsific	671 6476973 /6851	00050	2179.00	2179.00							
15750	Cundi Kallinaja	671 5656953 /48	00050	50.00	50.00							
15760	Cundi Kallinaja	671 4875522	00050	1147.50	1147.50							
15221	CANTON CONSTRUCT	671 6888882	00050	39812.38	10800.00							29012.38
14299	D. S. Y. CORPORATIO	671 6718674	00050	406.00	406.00							
13915	Dalt. Management R	671 6473874	00050	420.75	420.75							
14510	Dewitt Tins Serv	671 6464442/44818	00050	383.95	383.95							
11778	Diamond Aulo Part	671 6494234/64605	00050	194.00	194.00							
15354	ERC Maintenance	671 4747889	00050	530.66	530.66							
14052	ESPLANADA R. DAVI	671 8882521	00050	2630.00	2630.00							
14761	Fast East Equipment	671 888670/JOHNL	00050	985.00	985.00							
9030	Foster of Company	671 6481496	00050	19586.11	19586.11							
14056	Gov't of Guam Ret	671 6493782	00050	793.50	793.50							
11471	Gov't of Guam Ret	671 7342196	00050	18.41	18.41							
1747	Guahan Waste Coll	671 6493183	00050	318030.32	8953.96							18.41
14507	Guam Home Ce	671 6424483	00050	9416.66	9416.66							318030.32
11786	Guam K-W univeta	671 6225444	00050	1970.28	1970.28							462.70
7851	Guam Power Althou	671 6461951/EDDIE	00050	175.00	175.00							
1490	Guam Telephone Au	671 6492209/AGAT	00050	93329.98	93329.98							
12126	Guam Telephone Au	671 6492600/3350	00050	7848.22	7848.22							
15288	Guam Teleworks A	671 6477600/ROSE	00050	139807.83	13476.81							
15288	Guam Teleworks A	671 6477600/ROSE	00050	3080.01	3080.01							
8272	GRSRO	671 5657473/MONA	00050	2100.00	2100.00							
2012	GUBERRO	671 5274873	00050	350.00	350.00							
14761	GAS Security Kodz	671 6468341	00050	414461.61	75348.84							
14320	Heavy Equipment	671 6488401	00050	550.00	550.00							
14320	Heavy Equipment	671 6488401	00050	1076.89	1076.89							
6187	Hydr-Spec Battic	671 6493643/5844N	00050	1232.98	1232.98							
13800	HANTHORNE PACIFIC	671 6469718/RICHA	00050	343.18	343.18							
9152	HPP Industrial Pr	671 8460345	00050	1563.69	1563.69							
13092	I Commerce	671 8888888/88875	00050	8061.31	8061.31							
9222	Island Equipment	671 6465261/64652	00050	1931.20	1931.20							
2021	TRIARTE, JACOB Q.	671 482-9546	00050	350.00	350.00							
15034	TRITE		00050	17.81	17.81							
1744	JAVELANA TII, JO	671 4725662	00050	2630.00	2630.00							
1544	JB ELECTRICAL, TE	671 6370500	00050	617.50	617.50							

775.00

Supplier Name	Phone	CO	Balance Open	Current	61	90	91	120	Aging	121	0	Over
1496 JTC Services Guam	671 4733900	00050	495.00	495.00								
1763 LEON GUERRERO, JO	671 4775331/X411/	00050	2630.00	2630.00								
11929 Megabyte	671 6499998	00050	4431.99	4431.99								
10188 Midpac Far East	671 8325160/5169/	00050	3812.72	3812.72								
10250 Modico Equipment	671 6491947/FRANK	00050	84833.56	71202.16								
2022 MEKES, ROBERT W.	671 682-2564	00050	350.00									
1416 MEKES, ROBERT W.	671 6775931/EXT.2	00050	75.00									
2024 MIZUSAWA, KIRI K.	671 662-2395	00050	350.00									
13686 MIM (GUAM), KIRI K.	671 6464336	00050	8690.00	8690.00								
15125 MOTOROLA SOLUTION	671 6476140	00050	415.00	415.00								
10330 Napa Auto Parts	671 6476642/7141/	00050	159.84	159.84								
14711 National Trading	671 6477483	00050	342.00	342.00								
12528 NEW MM Corporation	671 4771763	00050	1200.00	1200.00								
11811 Pacific Dairy Sys	671 6424136/PAEX2	00050	844.61	844.61								
10516 Pacific Dairy Sys	671 6424361/2/8	00050	2313.23	2313.23								
13196 Pacific Human Res	671 6376306/7/8	00050	603.00	573.30								
15668 Pacific Melting M	671 4774365/4/222	00050	275.00	275.00								
1515 Pafelco Intelpora	671 402-7470/7771	00050	683.88	683.88								
14831 Phillips And Bldg	671 4867825	00050	50.00	50.00								
11868 Pro Mgmt Techno	671 4872223	00050	75718.75	75718.75								
14831 Public Utilities	671 4921901	00050	14760.00	14760.00								
14831 Public Utilities	671 4921901	00050	17126.10	17126.10								
1261 PAG Warehouse	671 4772931	00050	7298.00	7298.00								
1151 PANGELINAN, FELIX	671 4775931/X333,	00050	3287.50	3287.50								
15441 PFI PACIFIC, INC.	671 6468295/HENRY	00050	424.56	424.56								
13428 R & R Garcia LLC, D	671 6462287	00050	650.00	650.00								
15144 Reaction Supply, C	671 4726631	00050	1807.25	1807.25								
10823 Safety Cust System	671 6429440/DAVE	00050	18927.60	18927.60								
13338 Safety Cust System	671 6429440/DAVE	00050	576.88	576.88								
13044 Smithbody Servc	671 6464545	00050	5.00	5.00								
15335 Society of Guam, 971	671 5335036/STEVE	00050	12700.00	12700.00								
13030 South Pac Human	671 5483440	00050	880.00	880.00								
11017 Speed Way Machine	671 4728871/OPBRA	00050	60278.63	60278.63								
7114 Standard Operating	671 6429364/BERNI	00050	800.00	800.00								
2023 SAIAS RUDOLPH, C.	671 6464825/POLLY	00050	742.88	742.88								
15630 SOURCE RTR INC	671 477-3270	00050	350.00									
14127 TakeCare Instranc	671 6465825	00050	4180.00									
15398 Terajae Mistranc	671 6465825	00050	6875.83	6875.83								
11909 The Guam Daily po	671 777-2262	00050	50.00									
12779 Travel Bag, Inc.	671 6451924/CAROL	00050	1206.00	1206.00								
11983 Treasurer of Guam	671 4722653	00050	3858.53	3858.53								
12043 Title J Commercial	671 6468233	00050	20304.63	20304.63								
11642 Title J Commercial	671 6468230	00050	486.12	486.12								
11612 Title J Commercial	671 6388133/CHRIS	00050	273.00	273.00								
2020 TRUJON, MIKKA A	671 788-7054	00050	350.00									
1871 TRACK ME GUAM, LL	671 4775931	00050	1147.50	1147.50								
15432 Uni Lek Lite	671 6466345	00050	2610.00	2610.00								
11974 Uni Lek Environment	671 6496132/LEIZ	00050	1564.00	1564.00								
11564 Millys Furniture	671 5651151/LEROY	00050	106110.00	106110.00								
11954 Millys Furniture	671 649-3831	00050	2600.00	2600.00								
14197 MSE/Palsons Brinc	671 9884554/MARTH	00050	123325.93	123325.93								

00050 Port Authority of Guam 1782913.01 772327.70 3248.00 1365.00 1005972.31

**PORT AUTHORITY OF GUAM  
Budget Transactions**

In the January 31, 2013 board meeting, Acting General Manager requested authorization from the Board of Directors to allow management to lift quarterly budget and be able to transfer money within divisions budget to give them the flexibility to manage their division. The Board of Directors approved the above request provided that the request be documented and that the Board be informed. Therefore, below are the current transactions.

**Budget Lifts:**

Memo	Division	Request	Acct. No.	Annual Budget	Quarterly Budget	Used as of 6/30/18	pending requisitions/PO's	Reason
6/14/2018 Harbor Master		Lift 4th	121.8114	6,000	1,500	4,262		Needed for OT
6/14/2018 Maint		Lift 4th	413.8366.OFCEQPT	1,750	438	-		Needed for requisitions
6/15/2018 Maint		Lift 4th	422.8366.SHPEQPT	1,500	375	-		Needed for requisitions
6/12/2018 Maint		Lift 4th	411.8664.REPAIRS	2,000	500	-		Needed for transfer

**Divisional Transfers:**

Memo	Division	Request	Acct. No.	Amount	Reason
6/8/2018 Maint		414.8524	414.8114	10,000.00	Needed for Welders OT
		413.8114	414.8114	10,000.00	Needed for Welders OT
6/12/2018 Maint		411.8664.REPAIRS	411.8524	2,000.00	To cover Shortage of Operational Supplies
		411.8366.OFCEQPT	411.8524	483.10	To cover Shortage of Operational Supplies
		413.8524.TOPLIFTER	411.8524	1,166.78	To cover Shortage of Operational Supplies



# PORT AUTHORITY OF GUAM

<b>Crane Surcharge</b>					<b>9.50%</b>	<b>BOG 0101-330971 50.1122.BOGCRANE</b>	
<b>60.5851</b>					<b>Sinking</b>	<b>Bank Bal.</b>	
<b>Date</b>	<b>Description</b>	<b>Amount</b>	<b>Balance</b>	<b>Remarks</b>	<b>Fund</b>	<b>Amount</b>	<b>Date</b>
9/30/2017	Balance Forwarded		(908,173.42)		3,926,567.26	4,883,632.60	
10/20/2017	Loan Payment	(101,426.79)	(1,009,600.21)				
10/31/2017	Pola Insurance Prem	(260,000.00)	(1,269,600.21)			204,190.30	10/4/2017
10/31/2017	Revenues	494,843.35	(774,756.86)			344,045.55	10/25/2017
10/31/2017	Depreciation	\$ (66,666.67)	(841,423.53)			544.41	10/31/2017
10/31/2017	Pola 14 Exp 70.8390	(8,866.77)	(850,290.30)				
	Pola 16 Exp 70.8391	\$ (13,274.48)	(863,564.78)				
	Pola 17 Exp 70.8392	\$ (8,334.50)	(871,899.28)				
10/31/2017	Reserve	\$ (47,010.12)	(918,909.40)		47,010.12		
	PMC	\$ -	(918,909.40)				
11/20/2017	Loan Payment	(101,426.79)	(1,020,336.19)			140,800.00	11/14/2017
11/30/2017	Revenues	496,645.40	(523,690.79)			23,655.86	11/22/2017
11/30/2017	Depreciation	\$ (66,666.67)	(590,357.46)			566.15	11/30/2017
11/30/2017	Pola 14 Exp 70.8390	(18,535.85)	(608,893.31)			468,998.64	11/30/2017
	Pola 16 Exp 70.8391	\$ (14,875.66)	(623,768.97)				
	Pola 17 Exp 70.8392	(17,380.50)	(641,149.47)				
11/30/2017	Reserve	(47,181.31)	(688,330.78)		47,181.31		
	PMC	-	(688,330.78)				
12/20/2017	Loan Payment	(101,426.79)	(789,757.57)				
12/31/2017	Revenues	589,306.12	(200,451.45)				
12/31/2017	Depreciation	\$ (66,666.67)	(267,118.12)				
12/31/2017	Pola 14 Exp 70.8390	(4,152.73)	(271,270.85)				
	Pola 16 Exp 70.8391	\$ (8,209.20)	(279,480.05)			381,241.16	12/6/2017
	Pola 17 Exp 70.8392	\$ (4,967.32)	(284,447.37)			185,924.31	12/20/2017
12/31/2017	Reserve	\$ (55,984.08)	(340,431.45)		\$ 55,984.08	23,964.24	12/29/2017
	PMC	-	(340,431.45)			683.67	12/31/2017
1/20/2018	Loan Payment	(101,426.79)	(441,858.24)				
1/31/2018	Revenues	460,338.30	18,480.06				
1/31/2018	Depreciation	\$ (66,666.67)	(48,186.61)				
1/31/2018	Pola 14 Exp 70.8390	(51,670.59)	(99,857.20)			706.77	1/31/2018
1/31/2018	Pola 16 Exp 70.8391	\$ (60,425.57)	(160,282.77)				
1/31/2018	Pola 17 Exp 70.8392	\$ (26,388.23)	(186,671.00)				
1/31/2018	Reserve	(43,732.14)	(230,403.14)		43,732.14		
1/31/2018	PMC	\$ (38,738.71)	(269,141.85)				
2/20/2018	Loan Payment	(101,426.79)	(370,568.64)				
2/28/2018	Revenues	\$ 451,382.86	80,814.22				
2/28/2018	Depreciation	\$ (66,666.67)	14,147.55				
2/28/2018	Pola 14 Exp 70.8390	(16,808.51)	(2,660.96)				
2/28/2018	Pola 16 Exp 70.8391	\$ (13,141.30)	(15,802.26)				
2/28/2018	Pola 17 Exp 70.8392	(6,634.69)	(22,436.95)				
2/28/2018	Reserve	(42,881.37)	(65,318.32)		\$ 42,881.37	638.52	2/28/2018
2/28/2018	PMC	\$ (8,374.00)	(73,692.32)				
3/20/2018	Loan Payment	(101,426.79)	(175,119.11)				
3/31/2018	Revenues	494,773.15	319,654.04				
3/31/2018	Depreciation	\$ (66,666.67)	252,987.37				
3/31/2018	Pola 14 Exp 70.8390	\$ (19,565.44)	233,421.93				
3/31/2018	Pola 16 Exp 70.8391	\$ (24,871.06)	208,550.87				
3/31/2018	Pola 17 Exp 70.8392	\$ (30,030.68)	178,520.19				
3/31/2018	Reserve	\$ (47,003.45)	131,516.74		\$ 47,003.45	707.00	3/31/2018

# PORT AUTHORITY OF GUAM

<b>Crane Surcharge</b>					<i>9.50%</i>	<i>BOG 0101-330971 50.1122.BOGCRANE</i>	
<b>60.5851</b>					<i>Sinking</i>	<i>Bank Bal.</i>	
<b>Date</b>	<b>Description</b>	<b>Amount</b>	<b>Balance</b>	<b>Remarks</b>	<i>Fund</i>	<b>Amount</b>	<b>Date</b>
3/31/2018	PMC	\$ (45,362.65)	86,154.09				
4/20/2018	Loan Payment	(101,426.79)	(15,272.70)				
4/30/2018	Revenues	482,778.15	467,505.45				
4/30/2018	Depreciation	\$ (66,666.67)	400,838.78				
4/30/2018	Pola 14 Exp 70.8390	\$ (9,928.01)	390,910.77				
4/30/2018	Pola 16 Exp 70.8391	(14,201.37)	376,709.40				
4/30/2018	Pola 17 Exp 70.8392	(11,249.07)	365,460.33				
4/30/2018	Reserve	(45,863.92)	319,596.40		45,863.92	684.27	4/30/2018
4/30/2018	PMC	(40,224.35)	279,372.05				
5/31/2018	Loan Payment	(101,426.79)	177,945.26				
5/31/2018	Revenues	547,513.20	725,458.46				
5/31/2018	Depreciation	\$ (66,666.67)	658,791.79				
5/31/2018	Pola 14 Exp 70.8390	(15,433.20)	643,358.59				
5/31/2018	Pola 16 Exp 70.8391	(94,817.34)	548,541.25				
5/31/2018	Pola 17 Exp 70.8392	(98,021.52)	450,519.73			78,099.12	5/25/2018
5/31/2018	Reserve	(52,013.75)	398,505.98		52,013.75	707.95	5/31/2018
5/31/2018	PMC	(9,540.00)	388,965.98				
6/20/2018	Loan Payment	(101,426.79)	287,539.19				
6/30/2018	Revenues	500,543.35	788,082.54				
6/30/2018	Depreciation	\$ (66,666.67)	721,415.87				
6/30/2018	Pola 14 Exp 70.8390	\$ (6,949.57)	714,466.30				
6/30/2018	Pola 16 Exp 70.8391	\$ (574.48)	713,891.82				
6/30/2018	Pola 17 Exp 70.8392	(8,518.98)	705,372.84				
6/30/2018	Reserve	\$ (47,551.62)	657,821.22		47,551.62	48239.78	6/28/2018
6/30/2018	PMC	-	657,821.22			692.76	6/30/2018
					4,355,789.03	6,788,723.06	



PORT AUTHORITY OF GUAM  
CONTRACT SUMMARY UPDATE

No	Consultant/Vendor	Type of Service	Solicitation Method Reference No.	Division	Contract Term	Initial Term	Expiration After Options	Next Renewal Due Date	Annual Amount (Comments / Notes)
<b>PROFESSIONAL SERVICES</b>									
1	N.C. Macario & Assoc.	A/E Design and Consulting Services	RFP-016-002	Engineering	2 years with option to renew for 1 additional year	10/07/16 to 10/06/18	10/7/2019	10/7/2019	Not to exceed \$480,000.00
2	G4S	Implementation & Integration of TOS	RFP-013-004	IT	5 years	2014 to 2019	2019	2019	TO2 - \$4.4Million
3	A1 - Guam WEBZ	Web Development, Hosting, Support and Maintenance Svcs	RFP-014-006	IT	3 yrs w/ options NTE 5yr	04/03/2015 to 04/02/2018	4/2/2020	4/2/2019	Fees based on rates
4	Alan Searle	Classification Position Maintenance	RFP-014-001	HR	1 yr w/ option NTE 5 yr	06/01/14 to 05/31/15	5/31/2019	5/31/2018	\$73,000.00
5	AM Insurance	Insurance Coverages	GSA/PAG-020-17	Finance	5 years	10/01/2017 to 09/30/2022	9/30/2022	9/30/2018	Premium based
6	AM Insurance	Workers Compensation Coverages	GSA-001-15	Finance	1 year - 2017 to 2018	8/1/2018 to 7/31/2019 exercised option	7/31/2019	7/31/2018	\$50,000.00
7	Matson	Matson-Technical Support Services	RFP-016-003	EQMR	Extended from 5/4/2018 to 9/4/2018	11/4/16 to 11/3/17	9/4/2018	11/3/2017	490,000.00
8	Bank of Guam	Banking Services	RFP-014-004	Finance	5 years	6/1/14 to 5/31/19	5/31/2019	5/31/2019	Fees based on rates
9	A/E New Port Admin Bldg	A/E Design and Consulting Services for New Port Admin Bldg.	RFP-017-001	Engineering	Recommended by Legal Counsel to Cancel				CANCELLED due to unavailability of funds
10		Risk Management Consultant		Finance	Expired	Pending Scope of Work			
11	OMEGA Safety	OSHA Training & Certification Services for Maritime Terminal Operations	RFP-017-003	Human Resources	1 yr w/options NTE 5 years	Executed Contract, Awaiting NTP from HR/Safety	8/8/2023	8/8/2021	Fees based on rates
12	Pacific Human Resources, Inc.	Drug Free Workplace Program	RFP-015-002	Human Resources	3 yr. w/ 2 options NTE 5 years	03/19/15 to 03/18/2018	3/18/2020	3/18/2018	Fees based on rates
13	Phillips & Bordallo	Legal Services	RFP-015-004	Corporate	1 yr w/options NTE 4 years	06/17/15 to 06/16/2016	6/16/2019	6/16/2018	Fees based on rates
14	TakeCare dba: FHP	Medical Examination Services	RFP-017-002	Human Resources	3 yr. w/ 2 options NTE 5 years	9/21/17 to 9/20/20	9/20/2022	9/20/2020	Fees based on rates
15	Pro Marine Technology	Underwater Assessment & Inspection Services	RFP-015-001	HarborMstr	2 yrs w/ 3 options NTE 5yr	07/17/15 to 07/16/2017	7/16/2020	7/17/2018	Task Order Based
16	Tristar Terminals, Inc.	M & O of F-1 Fuel Pier Facility	RFP-013-003	Engineering	5 years	04/01/14 to 03/31/19	3/31/2019	3/31/2019	Fees based on rates
17	Unitek Environmental-Guam	Environmental Consulting Services-SWPP Compliance	RFP-014-002	Engineering	1 yr w/ option NTE 5 yr	07/01/14 to 06/30/15	6/30/2019	7/1/2018	Task Order Based
18		Annual Independent Audit Services	RFP-018-003	Fiscal	FY18, FY19, FY20, w/ 1yr Option	FY18, FY19, FY20, w/ 1yr Option	Procurement	Bid Opening: 9/7/2018	Expired

PORT AUTHORITY OF GUAM  
CONTRACT SUMMARY UPDATE

No.	Consultant/Vendor	Type of Service	Solicitation Method Reference No.	Division	Contract Term	Initial Term	Expiration After Options	Next Renewal Due Date	Annual Amount (Comments/Notes)
<b>CONSTRUCTION CONTRACTS</b>									
1	ProPacific Builders Corp.	CIP/Safety/Stevedore Demolition and Renovation	IFB-CIP-017-001	CIP	182 calendar days	COMPLETED			\$349,000.00
2	Korando Corporation	Concrete Asphalt Pavement and Fire Hydrant Repairs	IFB-CIP-17-002	CIP	Approx 250 calendar days	NTP, Waiting on building permit from Korando			PUC Approved
3	BBR Micronesia Corp	Removal/Supply & Installation of 3 Roll up Doors & 2 side entrance doors	IFB-CIP-17-003	CIP	180 calendar days	COMPLETED			\$111,900.00
4	Canton Construction	Agat Marina Demolition and Removal of Dock "B"	IFB-CIP-018-001	CIP	Approx 240 days; 120 days for Environmental Assessment, 120 days Demo & Removal	Notice To Proceed by CIP after Environ. Assessment Approved. Waiting for Army Corp.			\$48,678.00
5	ProPacific Builders Corp.	Design/Build to Supply & Install 8,000 Gal. Double Wall Fuel Tank w/ Fuel Dispenser & Appurtenances	IFB-CIP-018-002	CIP	182 Calendar days up	NTP signed July 11, 2018. Waiting on Specification for Tank			\$272,000.00
6	AYM International	Trench Drain Repairs and Upgrade	IFB-CIP-018-003	CIP	182 Calendar Days	Contract Executed, Purchase Order Routing			\$456,759.30
7	Jones & Guerrero	Steel Poles and Solar LED Lighting Installation	IFB-CIP-018-004	CIP	243 Calendar Days	Contract Executed, Purchase Order Routing			\$336,561.02
19	Parsons Brinckerhoff	OAE - Owner Agent Engineer	RFP-015-003	Planning	1 yr w/ 4 options NTE 5 yrs	9/9/15 to 9/8/16	9/8/2020, Pending PUC Review	9/8/2018	\$1.38mil
20	Nick Captain and Assoc.	Appraisal Consulting Services	RFP-016-001	Commercial	3yrs w/2 options NTE 5yrs	4/13/16 to 4/12/19	4/12/2021	4/12/2019	Task Order Based

**Port Authority of Guam  
Capital Improvement Projects  
Engineering Division  
Summary Status**

As of August 26, 2018

Fact Sheets No. 73

<b>Project:</b>	<b>Marine SLE Project, Wharf Repairs</b>
Project No.:	IFB No. PAG-CIP-014-005
Project Amount:	\$4,541,635.00
Funding Source:	Port Authority
Contractor:	BME & Sons, Inc.
Construction Manager:	EMPSCO & Port Engineering/CIP Division
Notice to Proceed:	January 5, 2015
Project Completion:	May 17, 2016
Work Status:	Project completed. Contractor disputing Change Order No. 6. Pending status on Contractor and PAG Management.

<b>Project:</b>	<b>Container Yard Asphalt , Concrete Pavement and Fire Hydrant Valve Repairs</b>
Project No.:	IFB No. PAG-CIP-017-002
Project Amount:	\$2,770,379.98
Funding Source:	Port Authority - FMF
Contractor:	Korando Corporation
Construction Manager:	PAG Engineering
Notice to Proceed:	To Be Determine
Project Completion:	To Be Determine
Work Status:	PAG issued intent to award to Korando Const. Contractor to submit bonding documents. Coordination meeting was conducted on July 9,2018.PAG Engineering advised Contractor to start processing of the DPW permits .Building Permit Approved August 24,2018. PAG to issue Notice to Proceed and Schedule Pre -construction meeting.

<b>Project:</b>	<b>A/E Design Consultant Services</b>
Project No.:	RFP No. PAG-016-002
Project Amount:	IDIQ Contract
Funding Source:	Port Authority
A/E Consultant:	N.C. Macario & Associates
Construction Manager:	N.C. Macario & Associates
Notice to Proceed:	Sept. 30, 2016
Project Completion:	Sept. 29, 2018 w/ 1 year option to extend from PAG
Work Status:	PAG currently working Task Order No. 3 for C.M. Management for Cont. Yard Concrete/Asphalt Pavement and Fire Hydrant Repair. Procurement routing to extend contract for 1 yr. PAG Management approved Const. Mngmt. For Task Order No. 4. C.Y. Trnch Drain Repairs

<b>Project:</b>	<b>Container Yard Trench Drain Repair</b>
Project No.:	IFB No. PAG-CIP-017-003
Project Amount:	\$247,629.00
Funding Source:	Port Authority
Contractor:	AYM Construction
A/E Consultant:	N.C. Macario & Associates
Construction Manager:	N.C. Macario & Associates
Notice to Proceed:	TBD
Project Completion:	TBD
Work Status:	PAG Procurement and Engineering Division conducted a Bid opening last May 24, 2018 on this project. three (3) bidders submitted their proposals and AYM construction is the Lowest bidder in the amount of \$ 456,759.00. procurement process for signature. Awaits Contract approval and P.O. Routing for Signature.

<b>Project:</b>	<b>A/E Design Consulting Services for New Port Administration Complex</b>
Project No.:	RFP PAG-CIP-017-001
Project Amount:	\$375,000.00
Funding Source:	Port Authority
Designer:	TBD
Construction Manager:	TBD
Notice to Proceed:	TBD
Project Completion:	TBD
Work Status:	Pending designation of Evaluation Committee for A/E selection.

<b>Project:</b>	<b>Supply and Install coin operated Pressure Washer in Agana Mar.</b>
Project No.:	RFQ
Project Amount:	\$35,981.93
Funding Source:	Port Authority of Guam
Contractor:	IAN Const. Corp.
Construction Manager:	PAG Engineering/CIP Division
Notice to Proceed:	June 1, 2018
Project Completion:	4 Months
Work Status:	Awaits to submit material submittal for IAN Const. for approval. Contractor excavate Installed Electrical PVC Pipe and concrete Pad for Splash N Dash coin operated Washer.

<b>Project:</b>	<b>Supply and Install 4 ea. 40ft. Pole with LED Light and 12 Ea. 20ft. Alum. Pole with Solar Light at Port various location</b>
Project No.:	IFB No. PAG CIP-018-004
Project Amount:	\$336,561.02
Funding Source:	PAG and Port Security Grant Program (Federal) 2016
Contractor:	J & G Construction
Construction Manager:	PAG Engineering/CIP Division
Notice to Proceed:	TBD
Project Completion:	8 months
Work Status:	PAG Procurement and Engineering Division conducted a Bid opening last June 15,2018 on this project. three (3) bidders submitted their proposals and J & G construction is the Lowest bidder in the amount of \$ 336,561.02 .Procurement issued an intent to award to the Contractor . J & G Contractor submitted the performance Bond to procurement. Awaits Contract approval and P.O.

<b>Project:</b>	<b>Design Build toSupply and Install New 8,000 Gals. Double Wall Fuel Tank with Fuel dispenser and Complete Appurtenances</b>
Project No.:	IFB-PAG-CIP-018-002
Project Amount:	TBD
Funding Source:	FMF
Contractor:	IAN construction
Construction Manager:	PAG Engineering/CIP Division
Notice to Proceed:	July 16,2018
Project Completion:	January 4,2019
Work Status:	PAG Procurement , Engineering and Transportation Division conducted a Bid opening last 2/09/18 on this project. Four (4) bidders submitted their proposals and Pro Pacific is the Lowest bidder in the amount of \$ 272,000.00 followed by Korando at \$287,000.00 and IAN Const at 292,087.61. A shortfall of \$160,000.00 is requested for board meeting approval from FMF budget. N.T.P issued on July 10,2018 .Pre-construction meeting was conducted on July 12,2018 and Commencement Date is July 16,2018.Recieved 100% Drawing submittal not for constrution for review 8/22/18.

<b>Project:</b>	<b>Harbor of Refuge Pump Station and Installation of Waste Water Injector Pump</b>
Project No.:	TBD
Project Amount:	TBD
Funding Source:	Dept. of Agriculture Fish and Wild Life Boating Grant
Contractor:	TBD
Construction Manager:	PAG Engineering/CIP Division
Notice to Proceed:	TBD
Project Completion:	TBD
Work Status:	Awaits MOU approval from Attorney General and Governor.



<b>Project:</b>	<b>Harbor of Refuge Installation of Mooring Blocks</b>
Project No.:	TBD
Project Amount:	TBD
Funding Source:	Dept. of Agriculture Fish and Wild Life Boating Grant
Contractor:	TBD
Construction Manager:	PAG Engineering/CIP Division
Notice to Proceed:	TBD
Project Completion:	TBD
Work Status:	Awaits MOU approval from Attorney General and Governor

<b>Project:</b>	<b>Demolition of Dock "B" in AGAT Marina</b>
Project No.:	IFB-PAG-CIP-018-001
Project Amount:	\$48,678.00
Funding Source:	Dept. of Agriculture Fish and Wild Life
Contractor:	Canton Construction Corporation
Construction Manager:	PAG Engineering/CIP Division
Notice to Proceed:	TBD
Project Completion:	TBD
Work Status:	Bid Opening was conducted on April 13, 2018. Based on the initial bid amount Canton Const. Submitted the Lowest bid amount of \$48,678.00 followed by IAN Const in the amount of \$116,000.00 and Primo's heavy Equipment with the amount of \$117,500.00. Contractor submitted enviromental assessement and forwarded to Strategic Planning and Department of Agriculture for their information. Contractor submitted permits application to U.S. Army Corps of Engineer. Awaits approval of U.S. army Corps of Engineer. No Activity at this time

<b>Project:</b>	<b>Repair of Mobil Pipeline Concrete Pipe Support and Repainting of All Fuel Pipeline Gate Valves, Flanges, Bolts and Nuts</b>
Project No.:	TBD
Project Amount:	TBD
Funding Source:	PAG Engineering/CIP Division
Contractor:	TBD
Construction Manager:	PAG Engineering/CIP Division
Notice to Proceed:	TBD
Project Completion:	TBD
Work Status:	Site visit was conducted on June 20,2018 for Request for qoutation. Four (4) contractors joined for site visit IAN contractors, Korando corporation, BBR and PPBC.



**PORT OF GUAM**  
ATURIDATI P UETTON GUAHAN  
**Jose D. Leon Guerrero Commercial Port**  
1026 Cabras Highway, Suite 201, Piti, Guam 96925  
Telephone: 671-477-5931/35 Facsimile: 671-477-2689/4445  
Website: [www.portguam.com](http://www.portguam.com)



Eddie Baza Calvo  
Governor of Guam  
Ray Tenorio  
Lieutenant Governor

August 22, 2018

**MEMORANDUM**

TO: Board of Directors  
FROM: General Manager  
SUBJECT: Conversion of Positions – Transportation Division

---

Back in October 2017, the Board of Directors authorized management to acquire tracking services for additional port fleet. The tracking management solution is operated by TrackMe! Guam. The tracking mechanism is featured with an alert system that prompts any real-time events or occurrences of port vehicles and equipments.

Currently, the program includes the following:

Port Fleet	Quantity
Port Police Vehicles	5
Port Official Vehicles	37
Cargo Handling Equipments	68
<b>Total:</b>	<b>110</b>

Given the number of port fleets, extensive monitoring, assessment, examination of comprehensive reports on vehicle diagnostics and driver productivity; research and tracking is essential to ensure accountability and performance of port equipments and port official vehicles. Additionally, the Port Authority anticipates an increase in its port fleets that would be under this tracking system program.

Based on this, Board of Directors approval is being requested to convert a Crane Operator position to a Planner II position. The Planner II position will be dedicated in monitoring the tracking system of port fleets and be given the opportunity of immediately addressing any actionable or critical information received on real-time events. No funding needed to convert the position.

I am available for any questions you may have.

  
JOANNE M.S. BROWN



**PORT OF GUAM**  
ATURIDATI PUETTON GUAHAN  
**Jose D. Leon Guerrero Commercial Port**  
1026 Cabras Highway, Suite 201, Piti, Guam 96925  
Telephone: 671-477-5931/35 Facsimile: 671-477-2689/4445  
Website: [www.portguam.com](http://www.portguam.com)

PORT OF GUAM  
Jose D. Leon Guerrero Commercial Port  
1026 Cabras Highway, Suite 201, Piti, Guam 96925  
Telephone: 671-477-5931/35 Facsimile: 671-477-2689/4445  
Website: [www.portguam.com](http://www.portguam.com)



Eddie Baza Calvo  
Governor of Guam  
Ray Tenorio  
Lieutenant Governor

August 28, 2018

## MEMORANDUM

TO: Board of Directors

FROM: General Manager

SUBJECT: Funding of Positions

---

**PURPOSE:** Management request funding to fill the following positions: Procurement & Supply Manager, Accounting Technician III, and Safety Inspector I.

### **Procurement & Supply Manager**

The Procurement & Supply Manager position has been vacant since September 2016 through the retirement of a former staff member of the Port Authority. With the numerous projects underway for the Port Authority of Guam, management finds it necessary to fill the position. This position will provide the supervisory, leadership and guidance for all port projects ensuring compliance and adherence with the Guam Procurement Rules and Regulations as well as the Guam Procurement Law, Chapter 5, Title 5 of the Guam Code Annotated. *This position does not add to the Port's FTE.*

### **Accounting Technician III**

The Finance division continues to assess its internal organizational structure to provide an improved and functional department meeting the needs of the port employees, customers and its vendors. It has been determined that an Accounting Technician III will serve to be beneficial for the division in its internal processing and will also allow for advancement and upward mobility for its sectional employees. *This position does not add to the Port's FTE.*

### **Safety Inspector I**

The Safety division is comprised of a Safety Administrator, (3) Safety Inspector III and (2) Safety Inspector II. The Safety Inspector III, oversees the Safety Inspector II and is currently covering dayshift work and reports. The Safety Inspector II is presently covering midnight and swing shift work in the waterfront and throughout the Port compound.

The Safety division provides 24-hour safety coverage during vessel operations and non-vessel operations. Three Safety Inspectors are assigned 8-hour shifts from Sunday to Saturday to cut overtime usage and control fatigue. These assignments will shift to 11-hour work shift when one Safety Inspector is sick or on vacation leave. This would require the usage of overtime hours.

Memo to the Board of Directors  
RE: Funding of Positions  
August 28, 2018  
Page 2 of 2

This division does not have a clerk and the Safety Administrator is currently on workman's comp injury. The Safety Inspector III is left to cover all administrative duties such as Workers Compensation, issuance of safety shoes, daily clerical work and providing safety coverage on vessel operations. Recruitment of a Safety Inspector I will provide the much needed assistance necessary for this division, and assist with the conduct of essential OSH training, conduct safety investigation on injuries and property damages, conduct quarterly/semi-annually/annually safety inspections, conduct environmental surveillance, and provide technical safety assistance to Operations and Maintenance Managers. Recruitment for this position will emphasize technical knowledge on fire safety regulations, chemical safety, and construction safety to include knowledge in environmental monitoring techniques. *This is a new position and will add to the Port's FTE.*

#### **RECOMMENDATION**

Authorize management to fund the positions of Procurement & Supply Manager, Accounting Technician III and Safety Inspector I in the total amount of \$5,933.49 for the remainder of fiscal year 2018 from lapse funds of vacated positions account and to begin the recruitment process accordingly.

<b>Position</b>	<b>Funding Request</b>
Procurement & Supply Manager	\$1,230.08
Accounting Technician III	\$1,642.43
Safety Inspector I	\$3,060.98
<b>Total:</b>	<b>\$5,933.49</b>

I am available for any questions you may have.

  
JOANNE M.S. BROWN

**BOARD OF DIRECTORS**  
*Francisco G. Santos, Chairman*  
*Oscar A. Calvo, Vice Chairman*  
*Melanie R. Mendiola, Secretary*  
*Maria D.R. Taitano, Member*  
*Nathan T. Taimanglo, Member*



**Resolution No. 2018-05**

**RELATIVE TO APPROVING AND ADOPTING THE UPDATED  
PAY SCHEDULE OF THE PORT AUTHORITY OF GUAM  
COMPENSATION AND CLASSIFICATION PLAN**

**BE IT RESOLVED BY THE BOARD OF DIRECTORS OF THE JOSE D. LEON GUERRERO  
COMMERCIAL PORT:**

**WHEREAS**, Public Law 30-43 approved the Personnel Rules and Regulations for maritime related positions unique to Port operations and certified, technical and professional positions; and

**WHEREAS**, on August 27, 2009, the Port Compensation and Classification Plan prepared by Alan Searle & Associates based on 2008 market data was approved and adopted by the Board of Directors through Board Resolution No. 09-06; and

**WHEREAS**, the compensation model is designed to bring the Port's pay structure to a reasonable level comparable to port industry standards at the 50<sup>th</sup> market percentile; and

**WHEREAS**, in October 2009, the Port implemented its new compensation plan and applied its first pay adjustment at the 10<sup>th</sup> market percentile level and thereafter, the Port was to perform subsequent salary adjustments for the next ten (10) years to complete the 50<sup>th</sup> market percentile level by 2019; and

**WHEREAS**, the Board of Directors had approved Resolution No. 2016-04 that adopted the updated pay schedule based on the 2014 market data and applied its second pay adjustment at the 25<sup>th</sup> market percentile level that was implemented on October 2016; and

**WHEREAS**, since then, the Port's Consultant Alan Searle and Associates has updated the compensation model with 2017 market data; now therefore be it

**RESOLVED**, the Board of Directors approves and adopts the updated pay schedule based on the 2017 market data to be implemented in fiscal year 2018; and be it further

**RESOLVED**, the Board of Directors authorizes management to migrate the Port's compensation model to the 25<sup>th</sup> market percentile of the 2017 market data; and be it further

**RESOLVED**, that the Chairman certify to and the Secretary attest to, the adoption hereof.

**PASSED AND ADOPTED UNANIMOUSLY BY THE BOARD OF  
DIRECTORS THIS 28<sup>th</sup> DAY OF AUGUST, 2018.**

\_\_\_\_\_  
**FRANCISCO G. SANTOS**  
**CHAIRMAN, BOARD OF DIRECTORS**  
**PORT AUTHORITY OF GUAM**

\_\_\_\_\_  
**MELANIE R. MENDIOLA**  
**SECRETARY, BOARD OF DIRECTORS**  
**PORT AUTHORITY OF GUAM**