



PORT OF GUAM

ATURIDATI P UETTON GUAHAN

Jose D. Leon Guerrero Commercial Port

1026 Cabras Highway, Suite 201, Piti, Guam 96925

Telephone: 671-477-5931/35 Facsimile: 671-477-2689/4445

Website: www.portguam.com



Eddie Baza Calvo
Governor of Guam

Ray Tenorio
Lieutenant Governor

REGULAR MEETING OF THE BOARD OF DIRECTORS
Jose D. Leon Guerrero Commercial Port
Thursday, December 27, 2018
11:45 a.m.

A G E N D A

- I. CALL TO ORDER
- II. APPROVAL OF MINUTES
 1. November 20, 2018 – Regular Board Meeting
- III. PUBLIC COMMENTS:
 - a. Public Comments
 - b. Employee Comments
 - c. PAGGMA Association
- IV. GENERAL MANAGER'S REPORT
- V. OLD BUSINESS
 1. Formulation of Board Committee
- VI. NEW BUSINESS
 1. H-Wharf Rehabilitation Project
 2. Travel Authorization Request:
 - a. APP Winter Conference, January 23-25, 2019, Lahaina, Hawaii
 - b. ATOSSCOM Executive Meeting, February 18-22, 2019, Pohnpei
 - c. Lifesavers National Conference on Highway Safety Priorities, March 30 – April 3, 2019, Louisville, Kentucky
- VII. ADJOURNMENT



PORT OF GUAM
ATURIDATI PUETTON GUAHAN
Jose D. Leon Guerrero Commercial Port
1026 Cabras Highway, Suite 201, Piti, Guam 96925
Telephone: 671-477-5931/35 Facsimile: 671-477-2689/4445
Website: www.portguam.com



Eddie Baza Calvo
Governor of Guam
Ray Tenorio
Lieutenant Governor

**MINUTES OF THE
REGULAR MEETING OF THE BOARD OF DIRECTORS
Tuesday, November 20, 2018**

I. CALL TO ORDER

There being a quorum, the regular meeting of the Board of Directors was called to order at 11:50 a.m., Tuesday, November 20, 2018. Present at the meeting were:

Francisco G. Santos, Chairman
Oscar A. Calvo, Vice Chairman
Maria D.R. Taitano, Member
Nathan T. Taimanglo, Member
Joanne M.S. Brown, General Manager
Mr. Alfred F. Duenas, Deputy General Manager, Admin/Finance
Atty. Darleen Hiton, Co-Counsel

Absent were Ms. Melanie R. Mendiola, Board Secretary and Mr. John B. Santos, Acting Deputy General Manager, Operations. Also present was AM Insurance-Angelica Perez; Eun Sung Corporation-Gary Yang; Guam Post; KUAM-Nestor Licanto and Port Management staff.

Addendum to the Agenda

Before proceeding with the items on the agenda, the Chairman asked whether there were any objections to add "Resolution No. 2018-13 Designation of Signatories" under new business. There were no objections.

II. APPROVAL OF MINUTES

a. **October 30, 2018 – Regular Board Meeting:** Director Taitano made motion to approve the minutes of October 30, 2018 subject to correction. The motion was seconded by Director Taimanglo and was unanimously passed.

III. PUBLIC COMMENTS

a. **Public Comments:** Without objections, the members recognized the presence of Mr. Gary Yang, Eun Sung Corporation. Mr. Yang thanked the members and mentioned that he had submitted a permit application for marine sport activity to the Port Authority and asked for the status. Mr. Yang expressed that the application was submitted four months ago. Mr. Alfred

F. Duenas, Deputy General Manager of Admin/Finance (DGMA) acknowledged that the Port has received the application for lease of port property and upon review, it was determined that the site (port beach area) is not conducive for the intended business given the depth requirement of the marine sport activity. More importantly, the site has been found to be a nesting ground for sea turtles. The DGMA mentioned there were necessary regulatory clearances in the use of the property for any habitat in the environment which was the reason for the delay. The General Manager commented that while this is not an appropriate venue to discuss this matter, she certainly appreciates the follow-up of Mr. Yang. She stated the Port has an obligation to ensure what is being proposed is compatible with the Port's interest.

- b. **Employee Comments:** None.
- c. **PAGGMA Association:** None.

IV. GENERAL MANAGER'S REPORT

The General Manager mentioned that a written report will be provided to the Board at the next meeting. In the meantime, she reported on the following:

- 1. **Agency Visit – Governor of Guam:** Governor Eddie Calvo is scheduled to visit the Port Authority on December 4, 2018. A boat tour of the Harbor and port area is being arranged for this visit.
- 2. **MARAD Visit:** MARAD Associate Administrator Lauren Brand is slated to visit Guam on December 4, 2018 to address the rehabilitation of H-Wharf to include the permitting process as well as the acquisition of the top lifters by way of the Cooperative Agreement.

V. OLD BUSINESS

- 1. **Formulation of Board Committee:** Tabled, until the next meeting.

VI. NEW BUSINESS

- 1. **Resolution No. 2018-13 Designation of Signatories:** Director Taimanglo made motion to approve Resolution No. 2018-13 relative to the designation of signatories for the Port Authority of Guam, seconded by Director Taitano. Motion was unanimously approved.
- 2. **Agency Visit – Governor of Guam:** *(Item addressed under General Manager's report.)*
- 3. **Conversion of Position – Human Resources Division:** The DGMA requested for the Personnel Specialist III position be converted to a Personnel Specialist IV. He mentioned that the personnel currently serving in an acting capacity for the Human Resource division holds a non-supervisory position. The Personnel Specialist IV is a supervisory position that would enable the acting personnel staff to function accordingly and perform the duties and

responsibilities required. The funding for the remainder of the fiscal year 2018 estimates to \$14,618.00 through lapse funds of vacated positions.

Director Taitano made motion to convert the Personnel Specialist III position to a Personnel Specialist IV position, seconded by Director Taimanglo. Motion was unanimously approved.

Director Taitano made motion to approve the funding of \$14,618.00 from the lapse funds of vacated positions for this purpose. The motion was seconded by Director Taimanglo and was unanimously approved.

4. **RFP No. 018-003 Independent Auditing Services:** The DGMA said three (3) firms officially submitted their bid offer in response to the request for proposal (RFP). After careful evaluation of the proposals by the Evaluation committee, the results were finalized and the committee has determined that Deloitte & Touche is the highest ranked offeror and most qualified. Further into the procurement process negotiations ensued, and after various negotiation meetings between parties, Deloitte & Touche officially accepted the Port's final counter offer on November 16, 2018. Both parties have come to a fair and reasonable negotiation. As a result, management requests the Board to approve the award to Deloitte & Touche that has been deemed to have met all the requirements set forth in the request for proposal and is consistent with the Guam Procurement Regulations.


Director Taimanglo made motion to approve the contract award to Deloitte and Touche for RFP No. PAG-018-003 Independent Auditing Services in the amount of \$45,000.00 for FY2018 and \$49,000.00 for FY2019 and FY2020. The motion was seconded by the Vice Chairman and was unanimously approved.

5. **Ratification of Travel – Cyber Analysis Seminar:** The DGMA mentioned that the US Department of Homeland Security held a Cyber Analysis Seminar on August 13-17, 2018 at Illinois of which port staff from the IT division has attended. The seminar was funded through federal funds. He said this matter is being brought before the Board for purposes of administrative leave for the port staff having attended on port business. The DGMA explained the oversight in not having this matter brought before the Board prior and requested for Board ratification.

Director Taimanglo made motion to ratify the travel of Computer Operator Specialist Jacob Paunte who attended the USDHS Cyber Analysis Seminar on August 13-17, 2018 at Illinois. The motion was seconded by Director Taitano and was unanimously approved.

VII. ADJOURNMENT

There being no further business to discuss, it was moved by Director Taitano and seconded by Director Taimanglo to adjourn the meeting at 12:10 p.m. The motion was unanimously passed.



MELANIE R. MENDIOLA, Board Secretary
Board of Directors

APPROVED BY:



FRANCISCO G. SANTOS, Chairman
Board of Directors



General Manager Report

To

PAG Board of Directors

Thursday, December 27, 2018

General Port Operations

Final Official Visit to the Port by Governor Eddie Baza Calvo

On Tuesday, December 04, 2018, Governor Eddie Baza Calvo visited the Jose D. Leon Guerrero Port of Guam to meet with Port employees and have a farewell tour of the Port and Apra Harbor prior to the ending of his eight year term as Governor of Guam scheduled for Monday, January 7, 2019.

Board Chairman Francisco Santos, Vice Chairman Oscar Calvo and Board Member Maria Taitano were also present for this auspicious event and accompanied Governor Calvo during his visit. His tour of the harbor began by boarding the first Port Police boat MEU-1 with Chairman Santos and the GM. Board Members Calvo and Taitano boarded the second boat MEU-2. The GM provided an update on the Port's Wharfs from F-6 to F-1, to include Golf Pier and H-Wharf. The Governor had the opportunity to view the Port and its facilities from the harbor side and asked questions related to the Port's jurisdiction and its interface with the military and the Coast Guard on harbor and shipping operations.

Upon the conclusion of the Apra Harbor tour, Governor Calvo met with employees from the Stevedore, Maintenance and Transportation Divisions at the CFS Building. He thanked the employees for their dedication and continued effort to upgrade the Port facilities, strengthen Port operations and continue to move cargo for the island and for the region. He stated that it has been an honor to serve as the Governor of Guam and to work with all his fellow government workers to include the Port workers to improve this community. He elaborated on all the improvements to the Port that have occurred during his tenure and also acknowledged the efforts of Board Chairman Francisco Santos, Vice Chairman Oscar Calvo and Board Member Maria Taitano that were present. He also thanked Port management for their efforts to move the Port forward.



Port Authority and Governor Eddie Calvo gets ready for boat tour of the Harbor. L-R: GM Joanne Brown, Board Chairman Frank Santos, Board Vice Chairman Oscar Calvo, Governor, Director Maria Taitano.



Port Police and Harbor Master prep MEU Boat 1 and 2 for the boat tour for Governor Eddie Calvo and Port Authority Board of Directors.



Port Police proceeds to assist Vice Chairman Oscar Calvo and Director Maria Taitano while they disembark from the Boat Tour of the Harbor.



Governor Eddie Calvo meets with Port Employees of Operations division (Terminal, Stevedore, and Transportation) to extend an appreciation and farewell for all the accomplishments during the last eight years.

Governor Calvo then had the opportunity to meet with Port managers and employees and share a small luncheon at the Port Command Center prior to his departure.

The Port also extends its appreciation to Governor Calvo and Lt. Governor Ray Tenorio for all their efforts to support the modernization of the Port, the upgrades to Port operations and the unprecedented acquisition of Yard equipment to better assist the Port employees in their mission to move cargo.

Status Meeting with Bond Counsel and Bond Consultant in San Francisco

On Tuesday, December 11, 2018, Board Chairman Francisco Santos, GM, Deputy GM for Administration and Finance Alfred Duenas and Program Coordinator IV Joy Jean Arceo met with Orrick, Herrington & Sutcliffe Partner and Bond Counsel John Wang and the Orrick Offices in San Francisco. The focus of the meeting was to provide an update status on the Port initiatives to implement the projects to be funded by the bonds and address clarification with regards to the windfall account, surcharge account and any possible overbalance. Deputy GM Duenas discussed further detail with regards to the checking accounts to include separate accounts for Facility Maintenance, Capital Improvements and Cranes

Bond Counsel Wang inquired as to the status of work visas for construction workers. Deputy GM Duenas responded that the construction permits and applications have been ongoing and that the respective bids for the bond funded projects is scheduled no later than March and April of 2019. The GM added that the Port had sought the concurrence from DOD for the Port projects to be included under the DOD umbrella as the Port moves DOD cargo and construction materials for the buildup prior to the acquisition of the Port bonds to insure that the projects would be constructed.

Bond Counsel Wang noted that the Port had hit the market at the right time this past summer as the current market is not as favorable.

Deputy GM Duenas went on to relay that the unaudited balance for 2018 may have a net of \$9 million. He also went on to discuss matters related to expenses, existing debts, capitalized interest, debt service, cash flow and reserve accounts. He also further discussed the life expectancy of the existing Gantry Cranes and the anticipated replacements scheduled for 2027 and 2028. Further discussion focused on the remaining Yard equipment and required replacement schedules to address the bond provision related to reserve funding for equipment replacement. Deputy GM Duenas also discussed recent increased activity at the Port moving additional cargo at the Port to address recovery efforts as a result of Typhoon Yutu for Tinian and Saipan in the Northern Marianas.

On Wednesday, December 12, 2018, the Port delegation met with Citi Director of Public Finance Stephen Field at the Citi Office. Director Field relayed that GPA officials were currently also in San Francisco meeting with the rating agencies. The GM relayed that the Board Chairman and Port management had met the previous day with Bond Counsel John Wang and had provided a brief summary of the matters that had been discussed. Deputy GM Duenas then went on to further discuss the actions of the Port to implement the respective accounts as required by the bond and the actions that will be taken as clarification had been provided by Bond Counsel with regards to the number of checking accounts needed to address transparency and accountability.

The GM went on to discuss the anticipated schedule for A&E Design Services Scope for the new Administration Building, Golf Pier, Yard Waterline, EQMR, and Warehouse 1. As the design work for H-Wharf had already been completed she noted that there was one remaining issue with U.S. Fish and Wildlife that needed to be addressed to meet NEPA requirements to finalize the agreement with MARAD for the \$10 million TIGER Grant. Otherwise, the Port anticipates bidding out the H-Wharf project no later than April of 2019.

The GM also inquired as to the status of the public version of the Port Authority of Guam's \$71,445,000 Revenue Bond Report. As reported to the Board during its October 30, 2018 meeting, the contents of the report include the following: Summary of Orders and Allotments, Marketing Efforts, Market Recap, Buyers by Maturity, Pricing Wires, Official Statement Cover, Rating Reports, Final Numbers, Closing Wire Instructions and the Distribution List. Director Field responded that the public version has been completed and that he would forward the report to the Port by the following day.

The GM also relayed that as there would be a new transition of the management team in January, she relayed that Deputy GM Duenas final workday was scheduled for Friday, December 21, 2018 and that her last workday would be on Friday, January 4, 2019. She also relayed that Chairman Santos' current term will be up until June of 2019 and that all other existing Board Members, except Vice Chairman Oscar Calvo whose term will expire at the end of the month, will continue into the next year. The GM further stated that as Program Coordinator IV Arceo and Chief Planner Joe Javellana are the lead points of contact for the bond projects, and that they will continue to oversee these projects and coordinate with the respective Port staff on reporting requirements and project execution.



L-R: DGMO Alfred Duenas, PCIIV JoyJean Arceo, Bond Counsel John Wang, Citi Analyst Karen Kim; Board Chairman Frank Santos.



L-R: Board Chairman Frank Santos, GM Joanne Brown, Citi Director Stephen Field, DGMA Alfred Duenas.

Supreme Court of Guam Ruling on the Port Transportation, Stevedore, and Terminal Employees versus the Guam Civil Service Commission and the Port Authority of Guam

On Monday, December 3, 2018, the Supreme Court of Guam issued its opinion on the Port Transportation, Stevedore, and Terminal Employees versus the Guam Civil Service Commission and the Port Authority of Guam. The ruling by Chief Justice Katherine Maraman, Associate Justice Philip Carbullido, and Justice Pro Tempore Joseph Camacho ruled in favor of the Civil Service Commission and the Port Authority of Guam.

The Port was represented in this case by Attorney Theresa Rojas from the Law Offices of Phillips & Bordallo. The Civil Service Commission was represented by its Attorney John Nowakowski and the Port employees were represented by Attorney Joshua Walsh from Civile & Tang.

This case stemmed from a grievance filed by Transportations, Stevedore, and Terminal employees who claimed that they were owed overtime compensation in excess of eight hours per day. The employees based their argument on a 1988 Port Authority of Guam Payroll Policy Memorandum No. 04-88 that "authorized and approved hours of work in excess of eight (8) hours in a day or in excess of forty (40) hours in a workweek to which employees are entitled for payment." Port management maintained a position in opposition to the employees' argument and maintained a position that the 2009 Port Personnel Rules and Regulations that were adopted by the Guam Legislature under Public Law 30-043 set the standard for the determination for overtime compensation. Under the Port's Rules and Regulations (2009 PRR) Port employees were to be compensated for overtime only after their first forty (40) hours were completed.

Under the Port's 2009 PRR regarding overtime:

Overtime work will occur when an employee renders service under any of the following conditions:

1. The employee renders service in excess of forty (40) straight time hours per workweek.
2. The employee renders service on the employee's scheduled days off and there has been no change, by mutual consent or by due prior notice, in the work schedule.

Port employees initially took their complaint to the Civil Service Commission. As part of this process the GM appointed members to a Grievance Committee to review this matter. The Grievance Committee determined in their findings that Port employees should not receive overtime compensation until they worked their first forty (40) hours. The Grievance Committee issued its findings and recommendations twice on January 2, 2014 and September 9, 2014. The

CSC concurred with the Grievance Committee and Port management's position and issued its decision in favor of the Port.

The Port employees were not satisfied with the CSC decision and took their case to the Superior Court of Guam in 2016. The employees claimed to the Court that the CSC did not include evidence in its review that they believed the CSC did not take into consideration when it issued its decision. After a review of the respective arguments, the Superior Court on March 13, 2017 ruled in favor of the CSC and Port management.

The Port employees were still not satisfied with the decision of the Superior Court and appealed their case to the Guam Supreme Court. All parties were represented before the Supreme Court with their respective arguments. Ultimately the Supreme Court of Guam determined that the 1988 Payroll Policy Memorandum was not equal to nor could supersede the adoption by the Guam Legislature of the Port's Rules and Regulations under Public Law 30-043.

Tropical Storm/Typhoon Man Yi

On Tuesday, November 20, 2018, the Port began preparations for the arrival of Storm/Typhoon Man Yi that was anticipated to impact Guam on Thanksgiving Day. The Captain of the Port set Condition X-Ray at 4:18 p.m. and the Governor of Guam set Condition of Readiness (COR) 3 at 5:00 p.m. that same day. The Port Managers and staff begin preparations for the storm.

On Wednesday, November 21, 2018, COR 2 was set at 8:00 p.m. that evening. Earlier in the day, the Port Maintenance Division started securing building shutters any loose material in the Port Yard. Shipping containers were also reduced to just two stacks to avoid any potential damage from wind gust activity. Port canopies remained rolled up from the previous typhoons with Typhoon Mangkhut in September and Typhoon Yutu in October. Port Managers met with the GM and Deputy GM for Administration and Finance at 11:00 p.m. that evening to discuss final preparations and the designation of critical staff to remain at the Port until the passage of the typhoon.

Fortunately there was no impact to the Port as a result of Typhoon Man Yi except rain and increased wind activity. Port Operations were able to fully service the Vessel Matson Maunawili and get her underway prior to the storm.

On Thursday, November 22, 2018, Thanksgiving Day, the Governor of Guam set COR 4 at 11:00 a.m. and the Captain of the Port returned to Condition Whiskey at 12:28 p.m. Essential Port personnel conducted an assessment of the Port facilities and equipment.

On Friday, November 23, 2018, Maintenance Manager Ernie Candoleta reported that all three Gantries, No. 4, No. 5 and No. 6 were unsecured, tested, and ready for operations. Also, all

entrance and exists were unsecured to include the Gate House Booths and all storm drains were cleared of debris. The Port assumed normal operations and were able to service Vessel APL Guam that departed the following day, on Saturday, November 24, 2018.



Port Team meets to address the arrival of Tropical Storm/Typhoon Man Yi.

Obligation Timeline for \$10 Million TIGER Grant

On Friday, November 30, 2018, MARAD Associate Administrator for Ports and Waterways Lauren Brand sent a letter to Governor Eddie Calvo providing him and the Port Authority of Guam notification that the \$10 million TIGER Grant VIII that was awarded to the Port must be obligated by Monday September 30 2019. The Discretionary Grant was awarded by Department of Transportation Secretary back on July 29, 2016 for the replacement of H-Wharf structures to include adjacent and upland facilities including road repairs to Route 11. Associate Administrator Brand noted to the Governor that the Port must meet the following requirements: 1) the Port must have its matching funds in place, and 2) the Port must meet the National Environmental Protection Act (NEPA) requirements prior to the start of construction, and (3) the grant funds must be obligated. Associate Administrator Brand acknowledged that the Port Authority of Guam was able to address its share of the grant funding as a result of its bond acquisition in July of 2018.

Associate Administrator Brand relayed her concern with the pace of activity by the Port to meet the TIGER deadline but also stated that her office will assist the Port as necessary to obligate the grant funds prior to the September 2019 deadline.

On Thursday, December 6, 2018, the GM sent a letter to Administrator Brand with a copy to Governor Calvo relaying that a teleconference call that had previously occurred on Tuesday, December 4, 2018 between the Port and MARAD provided an opportunity to update MARAD

on the status of the Port's engagement with regulatory agencies to meet the National Environmental Protection Act (NEPA) requirements prior to the start of the H-Wharf rehabilitation project.

The following is a status update of the NEPA process:

- Section 106 Review: Concurrence letter from Guam's State Historic Preservation Officer received on September 13, 2018
- Section 7 Consultation: Concurrence letter from US Fish and Wildlife Service received on November 5, 2018
- EFH Consultation: Request for additional information from the National Marine Fisheries Service (NMFS) received on October 24, 2018

The GM also relayed that in response to the supplemental data requested, the Port had tasked its Owner's Agent Engineer (OAE) WSP USA (formerly Parsons Brinckerhoff) to address the concerns that the NMFS had highlighted. The Port anticipates that the report completed on or before Monday, December 31, 2018 with a response from the NMFS by March 31, 2019. The GM further relayed that immediately thereafter, the Port will work with MARAD to update the Cooperative Grant Agreement to obligate the funds.

Top Lifters Funded by DOD/MARAD

As reported to the Board during its last meeting on Tuesday, October 30, 2018, the Port is currently procuring for two (2) Taylor Machine Works Top Lifters at \$819,988.00 each for a total of \$1,639,976.00 that meet the Buy American requirements as mandated by MARAD. The bid was awarded to Morrico Equipment LLC and the purchase order for the equipment was executed on Thursday, December 6, 2018. The origin of the equipment is from the State of Mississippi with 410 days for delivery that is scheduled for January 20, 2020.

The Port will work with MARAD to address the use of remaining funds to procure parts and supplies for the new top lifters.

Status of Bond Funded Projects

With regards to the status of the bond funded projects, three (3) separate A&E Design Services Scope have been developed for the new Administration Building, Golf Pier, and Waterline Replacement, EQMR, & Warehouse 1 Buildings.

One legal provides the verbiage on the RFP regarding non-participation of Design firm on construction management services the Port Procurement Division can move forward with the public announcement for the projects. In addition, with regards to the MARAD funded projects for the wall repainting, barb wire replacement, electrical connection between pump house and

LC-5, and pavement re-striping RFPs are ready for announcement pending announcement on the Port's web site.

Meetings with FEMA and Senior Leaders Meeting Training Conference

On Monday, November 26, 2018, the GM and Port management staff met with FEMA Movement Control Unit-3 Logistics Transportation Manager John H. Anderson III, his staff and Alternate Territorial Coordinating Officer, FEMA and Deputy Administrator and State Hazard Mitigation Officer, Guam Homeland Security / Office of Civil Defense Leo Espia to discuss the coordination efforts between the Port and FEMA to move cargo during times of natural disasters to include the recent devastation experienced by Saipan and Tinian as a result of Typhoon Yutu.

In addition, on Thursday, November 29, 2018, the GM and Port management staff met with FEMA Disaster Emergency Communications (DEC) Contract Support Brian Kemp, FEMA Disaster Emergency Communications (DEC) Contract Support Joseph Youngberg and Chief for Communications Integration Branch (CIB), DEC, FEMA HQ to further discuss the Port's internal as well as external communication capabilities during times of natural or manmade disaster.

Also, Wednesday, November 28, 2018 FEMA sponsored a Guam Nation State Threat for Senior Leaders Training Conference at the Sheraton Laguna Resort. The GM and key managers attended the first day of the event and participated in the presented exercises. On the second day, Thursday, November 29, 2018 was the Workshop for Operational Planners and Emergency Management Partners which was attended by selected members from the respective Port Divisions.

PUC Hearing on Petition for Marina User Fee Rate Change

On Sunday, December 16, 2018, the Port received notice from Chief Administrative Law Judge Fred Horecky that the Public Utilities Commission would be holding a hearing on Thursday, December 27, 2018, at 6:30 p.m. at the GCIC Building in Hagatna.

On the agenda is PAG Docket 18-04, Petition for Marina User Fee Rate Change, Supplemental Report by Slater Nakamura, Supplemental ALJ Report, and Amended Proposed Order.

The GM, respective Managers and staff will be in attendance at this meeting.

Interim Tariff Rate for Gregorio D. Perez Marina Coin-Operated Wash-Down Machine

On Tuesday, October 30, 2018, the Board authorized the authorized an interim rate for the Gregorio D. Perez Marina Coin-Operated Wash-Down Machine. On November 1, 2018, the GM sent a memorandum to all Port Marina Users providing notice that under the Port's Terminal Tariff, Section II, R -13 . . . Special services and interim rates can be established by the General Manager for six (6) months, until sufficient cost are available to establish a rate . . . " The GM provided notice of the following rate schedule:

Interim Rate Gross Sales	Time of Use
\$1.00	4 minutes
\$0.25	each additional minute

The interim rates will be in effect for a period of six (6) months. During this time the Port will file a rate petition to the Public Utilities Commission to establish formal rates.

On Monday, December 17 2018, the GM sent a follow-up memorandum to the Gregorio D. Perez Marina Users providing them an update that effective Monday, January 7, 2019, the coin operated wash down machine would be operational and that the use of the hose bib located at the wash down ramp would no longer be in service.

The GM also relayed that the use of the wash down machine was limited to the 4 wash down of boats and trailers and that the washing of vehicles and any other uses would be prohibited.

Decrease in Container Cargo and Breakbulk Cargo for the Month of September 2018

As of September 30, 2018, the Port handled 90,923 containers. This represents a 5% decrease of 5,132 containers compared to September 30, 2017 when the Port handled 96,055 containers.

Containers for September 2018 were divided into the following categories:

Import/Export	-18%
Stuffed Transshipment	73%
Empty Transshipments	45%

As for September of 2018 Breakbulk numbers, the Port handled 151,554 revenue tons which represented a decrease of 18,854 revenue tons or a decrease of 11% from September of 2017 when the Port handled 170,408 revenue tons.

The Cargo Throughput Revenues for September of 2018 was \$44,885,701 in comparison to September of 2017 which was 41,793,175. This represents an increase of \$3,092,526 or a 7% increase for the first twelve (12) months of FY 2018.

Meeting with Congresswoman Madeleine Bordallo

On Monday, December 03, 2018, the GM and Deputy GM for Administration and Finance met with Congresswoman Madeleine Bordallo to thank her for all the assistance that she has provided to the Port during her tenure in Congress. Also attending with the Congresswoman was her District Director John Junior Calvo. Congresswoman Bordallo has actively supported the Port's initiative to upgrade and improve its facilities and provided a letter for support for the Port's application for the TIGER Grant for the rehabilitation of H-Wharf and has provided assistance for information or direction needed in Washington D.C., including meetings with her congressional office to provide and receive updates on legislation and potential grant funding applications available to the Port of Guam.



**L-R: DGMA Alfred Duenas,
Congresswoman Madeleine
Bordallo, GM Joanne Brown**

As Congresswoman Bordallo will be stepping down after eight consecutive terms with sixteen years of service, the GM relayed on behalf of the Port Board, employees and management that her service to the Port and the island has been very much appreciated! Congresswoman Bordallo responded that she has been very pleased to see the progress and new construction that has happened over the past several years and she also thanked the Board, the employees and Port

management for all the improvements to upgrade the Port facilities and equipment. She also relayed that her late husband, the Honorable Ricardo J. Bordallo had always talked about the importance of the Port and the critical service that it provides to the Guam community and economy.

Deputy GM Duenas also went on to discuss the upcoming projects that were funded with the \$71.4 million bond funding that was acquired by the Port earlier this year. He added that with the implementation of the new construction projects to address the rehabilitation of H-Wharf, repairs to Golf Pier, Warehouse 1 and EQMR, replacement of the old waterlines and the construction of a new Administration Building, the Port will be in very good shape moving into the future to accommodate current and anticipated increases in cargo movement for Guam and the region.

As Congresswoman Bordallo will be stepping down after eight consecutive terms with sixteen years of service, the GM relayed on behalf of the Port Board, employees and management that her service to the Port and the island has been very much appreciated!

Meeting with Leon Guerrero/Tenorio Transition Team Subcommittee on Transportation

On Friday, December 6, 2018, Port Management met with representative from the incoming Administration for Governor-elect Lou Leon Guerrero and Lieutenant Governor Josh Tenorio. Attending the meeting on behalf of the Port was the GM, Deputy GM for Administration and Finance Alfred Duenas, and Deputy for Operations and Operations Manager John Santos. In addition, all Port Managers were also present to respond to any questions that the Transition Team may have with regards to Port administration and operations. Present on behalf of the Transition Team Subcommittee on Transportation were Senator Tom Ada, Former Senator Rory Respicio, Former Mayor Robert Lizama, Ms. Edith Pangelinan and Mr. Ray Topasna.

The Port had received a letter from Transition Committee Chair Mary Okada and Transition Committee Co-Chair Laura Torres Souder on Tuesday, November 27, 2018 requesting the Port to respond to a number of questions related to Budget and Finance, Personnel, Operations, Assets and Equipment, Legal Matters and Leadership related issues. On Tuesday, Tuesday, December 4, 2018, the Port provided a written response to each of the questions and provided respective attachments as needed.

At the Transition Meeting the GM provided a general overview of Port operations, infrastructure, anticipated projects, ongoing projects, Port capabilities and status of bond financing projects. Port Managers also responded to questions related to operations, equipment maintenance, wharf inspections, finances, personnel capacity and projected future issues to be noted for reference.

Overall the meeting provided a good exchange of information for the incoming administration and future management team.

The Port had also received a separate request from Transition Team Representative Haig Huynh on Monday, November 26, 2018, to respond to a Public Safety Questionnaire concerning Port Police. The Port provided a response to the respective questions related to Port Police capacity, resources and budget related information on Thursday, December 06, 2018

PUGG Meeting for November

The PUGG Meeting for the month of November was held on Thursday, November 15, 2018. Attending on behalf of the Port were Acting Deputy GM for Operations John Santos, Terminal Superintendent Raymond Santos, Acting Operations Manager Joe Ulloa, Harbor Master Christopher Flores, Equipment Maintenance Superintendent Jorge Javelosa, Stevedore Superintendent Simon Pinaula, Engineer III Iremar Gutierrez, Engineer II Enrique Conde, and Planner Work Coordinator Rhoda Casupang.

Attending on behalf of the PUGG were CTSI/MELL Lines Representative Ed Cruz, Matson Representative Ren Mabesa and MSA Representative Byron Valera.

Deputy GM Santos started the meeting by providing the PUGG and update on the status of the Concrete and Asphalt Replacement Project that was further discussed by the Engineering representatives present. Under Phase I, which includes Area N and Area O, the status was at a 20% completion level with striping scheduled for the following week with an expected completion date for the second week of December 2018. As for Phase II, the duration of this section of the project for the Reefer Area is forty (40) calendar days. For Phase III, the estimated time for commencement is scheduled for January to February of 2019.

Engineer II Enrique Conde went on to discuss the status of the Trench Drain Projects. The metal drains in the old Yard will be replaced with concrete drain covers that are designed to carry the weight of the Top Lifters. Engineering Division went on to discuss the procurement of a contractor to address the restriping of the whole extended container Yard. Also, the Engineering Division relayed that the two (2) light poles in the Yard that need to be replaced are still under warranty.

Deputy GM Santos provided a status update on the Community Access Portal (CAP) and stated that this information is available for trucking companies to access for their information and benefit.

Equipment Maintenance Superintendent Jorge Javelosa provided the Status of Equipment and reported that Gantry No. 4 and Gantry No. 5 were operational and that the procurement for the two (2) generators for the cranes was pending.

Deputy GM Santos also relayed that the next Board Meeting was scheduled for Tuesday, November 20, 2018.

MSA Representative Valera inquired as to the status of labor issues. Deputy GM Santos responded that there were still two (2) Gangs and that the Port was in the hiring process that is also ongoing.

CTSI/MELL Lines Representative Cruz emphasized to the group how the window schedule should always be followed and prioritized regardless of the situation or outcome.

PUGG Meeting for December

The PUGG Meeting for the month of December was held on Thursday, December 20, 2018. Attending on behalf of the Port were the GM, Acting Deputy GM for Operations and Operations Manager John Santos, Harbor Master Chris Flores, Transportations Superintendent Raymond Santos, Manager for Equipment Support Services Kin Pangelinan, Terminal Superintendent Joe Ulloa, Environmental Compliance Specialist Paul Santos, Acting Terminal Superintendent and Vessel Planner Janice Flores, Stevedore Supervisor II Junior Topasna, and Planner Work Coordinator Rhoda Casupang.

Attending on behalf of the PUGG were MSA Representative Byron Valera, MELL Representative, Ed Cruz, and Ambyth Representative Greg David.

Attending on behalf of the U.S. Coast Guard was Lt. Commander James Schock.

Attending on behalf of the Department of Customs and Quarantine was Captain Ferdinand Soriano.



Port Users Group Members attending the meeting on December 20, 2018.

Operations Manager Santos began the meeting by discussing the upcoming Christmas Holiday and the challenges with the schedule as the Port would be shutting down on Christmas Day and on New Year's Day. He went on to discuss the recent incident involving a load shock on Gantry No. 5 that resulted in a sprain injury to a Crane Operator. Operations Manager Santos went on to state that the Crane Operator had to be brought down with a man lift and that he was assisted by Guam Fire personnel and taken to GMH for further evaluation and treatment. He relayed that the generator on the crane was reset and placed back into operation. He further noted the matter was being investigated and that he would provide a future update to the members once more information is obtained.

Operations Manager Santos went on to state that the Port is procuring two (2) additional generators for the cranes to provide backup capacity and to allow existing generators to be replaced or refurbished as needed. He also relayed that the Port is working with Matson under its contract to replace the crane management systems. He added that the Port was also in the process of ordering new cabs for all three (3) Gantry Cranes.

Operations Manager Santos then provided an operational status of the Port Yard equipment as follows: Seven (7) Top Lifters, twenty-eight (28) Tractors with one (1) pending refurbishment, eight (8) 5-Tons, six (6) 10-Tons and three (3) 20-Tons. He stated that there are regularly eighteen (18) Tractors available for operations.

Operations Manager Santos went on to discuss the recent matter with the Vessel Kyowa Stork and the windy conditions when the vessel arrived that resulted in a suspension of activity due to GPA restarting its base load at Cabras resulting in air emissions over the Port. He relayed that

these are circumstances that we all need to be aware of with the change in weather and possible outcomes. He stated that this issue needs to be revisited with GPA to make sure that all the appropriate protocols are in place to avoid the incident that occurred last year in December when Port Crane Operators were sent to the hospital due to ailments experienced during operations from air emissions from Cabras.

Operations Manager Santos also relayed that the Port would be receiving two cruise ships on Sunday November 30, 2018 and on Tuesday January 1, 2018.

Terminal Superintendent Ulloa discussed the ongoing \$2 million asphalt repair project in the Yard and the ongoing work for Phase II in Areas O and Q. He also discussed the Phase III that will include repairs to the Reefer Area.

Ambyth Representative David stated that the Port had come a long way in the last few years and noted that while he has butted heads with the Port on occasion, he thanked the GM for all her efforts to improve the Port. He also noted that as for the day to day operation with regards to the barge, he stated that the Port jumped through hoops to get the barge loaded and in and out of the Port. Representative David went on to state that there was still a need to focus on better communication between the Port and the carriers and agents. He stated that the blame is on both sides and that more effort needs to be made to communicate information to include any changes with regards to vessel operations so that everyone is on the same page. He wished everyone Happy Holidays!

MSA Representative Byron Valera discussed the upcoming arrival of oversized break bulk cargo for GPA. Operation Manager Santos responded that he has been meeting with the companies involved to address the anticipated heavy lift operations.

Guam Customs and Quarantine Captain Soriano introduced himself and informed the PUGG that he was now assigned down to the Port.

U.S. Coast Guard Lt. Commander Schock stated that the procedures for boarding vessels related to Conditions of Entry are anticipated to be moved to dockside rather than out a sea. He also stated that security issues with the Federated States of Micronesia remain status quo. He also noted that security measures are not intended to impede the movement of cargo. He added that the Coast Guard will be conducting a certification inspection for the upcoming cruise vessels when they arrive in Port once the passengers are discharged.

The GM stated that as this was her last PUGG meeting she wanted to thank the members of the PUGG for their support and assistance during her tenure for the past six years as the GM. She stated that the Port has indeed come a long way from when she first arrived to include the construction of the expanded Yard, the acquisition of critical Yard equipment, the improvement

to security measures to include the construction and operation of the Port Command Center, the implementation of the CCTV system and access control, the implementation of the Terminal Operating System, recovery from the 2015 fire, renovations throughout the Port and the acquisition of the \$71.4 million bond earlier this year that will address the replacement of the waterlines in the old Yard, renovations to Golf Pier, the rebuilding of H-Wharf, renovations of Warehouse I and EQMR, and the construction of a new Administration Building to expand much needed space for the Port's Maintenance operations. She recalled the earlier days with the PUGG members who complained about the Yard operations of the Port to the lack of toilet paper, soap and paper towels in the restrooms. She concluded that the Port has definitely come a long way from those days six years ago. She thanked everyone and wished them a Merry Christmas!


As there were no further matters to discuss, the meeting was concluded.

Progress Continues on Container Yard Asphalt Concrete Pavement and Fire Hydrant Valve Repairs

The Port's contractor, Korando Corporation is currently addressing repairs to Phase II of the Port Yard's asphalt and concrete pavement that includes Area P and Q. Phase I of the project that encompasses Area N and O in the Port Yard was repaved and stripped in late November. Once Phase II is completed the contractor will address additional repairs in the Reefer Area and locations closer to the wharfs. The Notice to Proceed on this project was issued on Tuesday, September 4, 2018 and the contractor has a total of 240 days to complete the project. The project amount is at \$2,770,379.98 and is funded by the Faculty Maintenance Fee (FMF).



Area between N and O



Area O



Areas P & Q currently being worked on by Korando Corporation.

Mold Discovered at the Newly Reconstructed Safety Office

On Tuesday, December 11, 2018, the Acting GM John Santos was notified of mold found in the newly reconstructed Safety Office building after Port Maintenance employees had removed the wall boards in a section of the Safety Office after complaints made by Safety employees about mold exposure and a foul odor that was emitting from the walls. Environmental Specialist Paul Santos and Safety Inspector III Paul Salas were present when the wall boards were being removed. According to Safety Inspector III Salas the office was immediately secured and then he requested that all safety staff be evaluated for mold exposure. According to Person in Charge and Safety Inspector II Josh Candoleta there were seven (7) employees assigned to the Safety division and one (1) Rigger that was sent to GMH for evaluation.

On Monday, December 17, 2018, the GM and Deputy GM for Administration and Finance Alfred Duenas went to the Safety Office to review the situation. The GM spoke with Engineer Manager Simeon Delos Santos who determined that the cause of the moisture in the walls and floor tiles was the result of condensation from an oversized 18-Thousand air conditioner in the 10'x19' affected Safety Office. In addition, he mentioned that the pump for the interior office malfunctioned and leaked and that the connecting pipe had not been insulated. To compound the problem, he also relayed that a Safety Office staff member would regularly reduce the air temperature to 62 degrees and keep the air conditioner running on a 24 hour basis even when the office was not being occupied. He further stated that the remote to the unit was taken from the employee, who then would use the remote from the Engineering office to reduce the temperature

back down to 62 degrees, in violation of the policy of maintaining the temperature in the Port offices to 72 degrees.

The Engineering Division that resides on the opposite side of the wall from the Safety Division continues to occupy their offices and state that they are unaffected by the mold issue.

The Port is currently procuring services to have the mold tested and address the cleanup and restoration of the affected room in the Safety Office.

The total cost of the rebuild of the Safety and Engineering Office was \$449,016.33 and the project was completed was on Thursday, March 22, 2018.



Mold found at the Safety Office building.

Cruise Vessels visiting the Port of Guam

The Cruise Vessel Nippon Maru will be arriving to the Port Authority of Guam on the morning of Sunday, December 30, 2018 from Yokohama, Japan. The passenger count is at 524 with 224 crew members on board. After a day visit, the vessel will depart that evening to its next Port of call in Saipan, CNMI.

The Cruise Vessel Asuka II will be arriving to the Port of Guam on Tuesday, January 1, 2019 at 2:00 p.m. in the afternoon and will be overnighing until the following day at 5:00 p.m. The passenger count is 850 with 505 crew members. When the vessel departs on Wednesday, January 2, 2018 it will return to its last Port in Yokohama, Japan.

Port Donation to Saipan Recovery Efforts from Typhoon Yutu

The Port Authority of Guam aided in the Saipan recovery efforts from Typhoon Yutu by taking up personal collections efforts from Port employees to provide nine (9) pallets of water to Saipan Stevedores and the Commonwealth Port Authority.



Port Authority management and staff donate water to Saipan as part of the recovery efforts of Super Typhoon Yutu.



Five pallets of bottled water being prepped for shipment to Saipan as a result of Super Typhoon Yutu recovery efforts. A total of nine pallets were donated by Port Authority management and staff.

Proclamation signing Ceremony for the Drive Sober or Get Pulled Over Campaign



Proclamation Signing: *Drive Sober or Get Pulled Over*

On Wednesday, December 5, 2018, the GM, Officer II Jams Sandlin and Port Police Officer II Tino Iosefo attended the Proclamation signing ceremony for the “Drive Sober or Get Pulled Over

Campaign held at the Governor's Conference room at Adelup. The annual campaign is held from Thursday, December 13, 2018 to Monday, December 31, 2018. Port Police maintains active participation in the Drive Sober or Get Pulled Over Campaign.

UOG Presentation on Customs and Quarantine Graduate Research Project

On Monday, November 19, 2018, the GM attended a presentation by the Candidates of the Master of Public Administration program for Fanuchãnan 2018 on a research project on the Guam Customs and Quarantine Agency. The graduate students focused their presentation on comparing the policies that exist between the Guam Customs and Quarantine Agency and the United States Customs and Border Protection. They also further outlined recommended areas of improvement for further evaluation and possible implementation. As Customs and Quarantine is a partner with the Port with the responsible of inspecting and clearing cargo, the Port was invited the presentation.


On Friday, November 30, 2018, the GM and Acting Deputy GM for Operations John Santos meet with Mr. Elway Ikeda, Ms. Shannel Mendiola and Mr. Leo Manibusan to further discuss the issues and challenges related to Customs and the relationship between Customs and the Port Authority of Guam.



UOG Graduates meet with Port Management to gather information on their Practicum Project – Customs & Quarantine. L-R: Leo Manibusan, ADGMO John Santos, Shannel Mendiola, GM Joanne Brown, Elway Ikeda.

Port Authority of Guam Christmas Party

The Port Authority of Guam Christmas Party was held on Saturday, December 1, 2018 at the Nikko Hotel in Tumon. This year's theme was the Masquerade Ball. Attending the event on behalf of the Board were Vice Chairman Oscar Calvo and Board Member Maria Taitano. The event was well attended and enjoyed by the employees and Port management with a number of door prizes that were won by participants courtesy of the initiative and coordination efforts by PAGMA.



Port Authority Christmas Masquerade Ball celebration.



Port employees, friends and family gather around to enjoy a fun-filled evening in celebration of Christmas.



L-R: Director Maria Taitano and husband John Taitano with Admin Assistant Betty Ann Wusstig-Perez take part in the Masquerade Ball Christmas Party of the Port Authority.



Merienda gathering, enjoyed by the Port Authority employees.



The Port also held a Christmas Merienda on the afternoon of Wednesday, November 19, 2018 to celebrate the Christmas Holidays!

Freedom of Information Act Request

Request from Troy Torres

On Tuesday, December 18, 2018, the Port received a FOIA request from Mr. Troy Torres for the following:

... any and all copies of payments and/or checks cut in the name of Governor Eddie Calvo from January 3, 2011 to December 18, 2018 and the corresponding documentation submitted related to the expenditure of funds from January 3, 2011 to December 19, 2018 to not include copies of bi weekly payroll checks. Also requested Pursuant to §10104, Ch. 10 Title 5, Guam Code annotated, were digital file(s) via attachment(s) on email or through host server (ex: Dropbox), containing any and all copies of payments and/or checks cut in the name of Christine Calvo from

January 3, 2011 to December 18, 2018 and the corresponding documentation submitted related to the expenditure of funds. January 3, 2011 and December 19, 2018.

The Port provided its response to Mr. Torres on Wednesday, December 26, 2018.

Request from Mr. Martin Deinhart

On Friday, December 21, 2018, the Port received a Freedom of Information Act request from Mr. Martin Deinhart from Blair Sterling Johnson & Martinez for the following:

1. Any leases between the Port Authority of Guam and Hanson Permanente Cement of Guam, Inc. or any subsidiary or affiliate thereof along with any maps showing the location of any leased premises.
2. The March 1990 Management Agreement between PRI South Pacific and PAG together with all attachments, exhibits and addenda thereto and all amendments, assignments and assumptions thereof.

Port Safety Issues

Property Damage – Matson Chassis Landing Gear Case No. 79-80

On Wednesday, December 26, 2018, the GM received a report dated Friday, September 21, 2018 from Safety Inspector II Kenneth Santos. According to Safety Inspector Santos, he had received a call from Police Officer II Jonathan Aguon reporting property damage in the container Yard at Area W. He further stated that Operator II Mark Telenoa was the operator of Top Lifter No. 16-08 and private operator Nicolas Perez was driving a CTSI Tractor. Operator II Tolenoa had been issuing a container onto a CTSI chassis being pulled by a CTSI tractor and operated by CTSI's Operator Perez. As Operator II Tolenoa was loading the container, he was only able to set the front down but was unable to set the rear due to the corner cast being in a locked position. It was at that time that CTSI Operator Perez exited his tractor to place the lock in the "UNLOCK" position. After doing so, he signaled to Operator II Tolenoa the "Thumbs Up" for him to lower the container. After doing so, Operator II Tolenoa unlocked his spreader and lifted the container. It was at that point when the CTSI tractor with driver's side door opened, proceeded in reversed with no operator, at which point the opened door made contact, striking the mast of the Top Lifter. CTSI Operator Perez was still at the rear of the chassis.

Port Police Officer II Frank San Nicolas and Safety Inspector II Santos responded to this incident.

Safety Inspector II Santos determined in his findings that CTSI Operator Perez relayed that he may not have pushed the neutral button hard enough prior to exiting the tractor.

Safety Inspector II Santos concluded the primary cause of the incident was due to the CTSI Tractor Operator not properly securing his tractor in the "Parked" position and not pulling or activating the emergency brake before exiting the cab to put the chassis lock in the "unlocked" position. Safety Operator II Santos recommended that this incident be forwarded to the Accident Review Board for its review and to provide recommendations to the General Manager for appropriate action.

Hydraulic Oil Leak - Gantry No. 6 Trolley Tensioner Cylinder Case 80-18

On Thursday, December 20, 2018, the GM received a report dated Tuesday, September 25, 2018, from Safety Inspector II, Kenneth Santos concerning a hydraulic oil leak from Gantry No. 6. According to Safety Inspector II Santos, he was addressing a property damage incident involving Gantry No. 6 when he noticed hydraulic fluid on the dock between the 1750 and 1800 Bollard and Cleat. He further reported that when the Crane Mechanics arrived on the scene, he had spoken with Crane Mechanic II Francisco Belmes who had explained to him that what leak consisted of primarily water but mixed with hydraulic fluid leaking from the Trolley Tensioner Cylinder.

Safety Inspector II Santos went on to report that Police Officer II Eric Salas was on scene for the property damage incident and ended up securing before the clean-up was fully completed. He was replaced with Police Officer II Jonathon Aguon who was present at the time clean-up.

The National Response Center was notified of the incident and Report No. 1225677 was issued.

Safety Inspector II Santos determined in his findings that the hydraulic fluid and water mixture that leaked down to the dock was not caused by the incident reported two minutes earlier when the Gantry No. 6 struck a tractor in the Red Zone. The weather conditions for the evening had been rainy before and after the leak and clean-up process. Crane Mechanic II Belmes determined that the amount of the hydraulic/ water mixture that leaked down to the dockside was estimated at approximately 3 gallons. He also stated that the incident was due to the Trolley Tensioner's cylinder leaking.

Safety Inspector II Santos further reported that Transportation Leaders Patrick Claros and Derrick Balajadia were present at the scene and that Transportation Leader Balajadia and Port personnel addressed the cleanup of the leak with the use of eight (8) bags of absorbent sand and five (5) small booms.

Safety Inspector II Santos concluded that the primary cause of the incident was due to Equipment Parts Failure due to a Hydraulic Piston's seal that was possibly worn out. Safety Inspector II Santos recommended that this incident is forwarded to the Accident Review Board for its review and to provide a recommendation to the General Manager for appropriate action.

Property Damage - Matson Chassis Landing Gear Case No. 81-18

On Thursday, December 20, 2018, the GM received a report dated Tuesday, September 25, 2018, from Safety Inspector II, Kenneth Santos concerning damage to a Matson Chassis Landing Gear. According to Safety Inspector II Ken Santos, he had received a call from Terminal Supervisor Joseph Tajalle reporting a Property Damage Incident at F-5. He had relayed that Gantry Operator Albert Santos had been shifting left when he struck Tractor No. 97 (T-97) that was being operated by Operator III Ted Nededog who had parked in a restricted area. Safety Inspector II Santos went on to report that there was damage to right side view mirror and the bumper.

Police Officer II Eric Salas and Safety Inspector II Santos responded to this incident.

Safety Inspector II Santos determined in his findings that Transportation Leader and Person in Charge Pat Claros had stated that Operator III Nededog had his tractor in the Red Zone attempting to go to his assigned gantry. The Red Zone is an area that is considered a blind spot for the gantry operator and all other operators are instructed to stay clear from. Operator III Nededog had stopped his tractor as to another tractor was being instructed to proceed through, as Gantry No. 6 had been preparing to shift its location. Operator III Nededog was unable to reverse his tractor fast enough when his tractor was struck by Gantry No. 6.

Safety Inspector II Santos concluded that the cause of this incident was due to Operator III Nededog being in a restricted area for tractor operators in the Red Zone. Safety Inspector II Santos recommended that this incident is forwarded to the Accident Review Board for its review and to provide a recommendation to the General Manager for appropriate action.

Hydraulic Oil Spill -Top Lifter 09-04 Case No. 82-18

On Thursday, December 20, 2018, the GM received a report dated Monday, October 1, 2018, from Safety Inspector Paul Salas concerning a hydraulic oil spill from top Lifter No, 09-04. According to Safety Inspector III Salas he had received a call from Transportation Leader Derrick Balajadia reporting hydraulic oil spill. Equipment Operator II Junior Mesngon was operating Top Loader 09-04 in support of daily issuing and receiving of containers. He was

grounding a 45-foot container by Area HB-2 when he noticed hydraulic oil leaking from the mast of the Top Lifter. He then shut down his equipment and notified Transportation Leader Balajadia of the incident.

Safety Inspector III Salas determined in his findings that Equipment Mechanic II Richard Flores indicated that the one of the hydraulic hose line connected to the pulley ruptured due to wear and tear. He noted that approximately one (1) quart of hydraulic oil spilled onto the pavement and that Transportation personnel utilized absorbent sand and pads to clean-up the oil spill. The National Response Center was notified of the incident and Report No.12261551 was issued.

Safety Inspector III Salas concluded that the primary cause of this incident was due to a defective hydraulic hose line. He recommended that the Fleet Mechanics perform preventive maintenance inspections on all equipment to identify potential mechanical problems before they occur. He also recommended that this incident is forwarded to the Accident Review Board for its review and to provide a recommendation to the General Manager for appropriate action.

Damaged Property – Tractor No. 93 Case No. 83-18

On Thursday, December 20, 2018, the GM received a report dated Tuesday, October 2, 2018, from Safety Inspector III Paul Salas concerning damage to Tractor No. 93 (T-93). According to Safety Inspector III Salas he had received a call from Transportation Leader Derrick Balajadia reporting damaged property at Area S. Equipment Operator II Christopher Waki was operating T-93 and was assigned to dray containers for the Vessel Matson Maunukai at F-5. He stated he was draying a 40-foot chassis from a parking stall at Area S and that as he was making a turn towards F-5 the air hose connected to the glad hand broke off resulting in damage to the air hose.

Port Police Officer II James Sandlin Safety Inspector III Salas responded to this incident.

Safety Inspector III Salas determined in his findings that Equipment Mechanic II Richard Flores reported that the air hose connected to the glad hand broke of due to wear and tear. He then concluded that the primary cause of the incident was due equipment failure.

He also recommended that this incident is forwarded to the Accident Review Board for its review and to provide a recommendation to the General Manager for appropriate action.

Hydraulic Oil Spill - Top Lifter No. 09-03 Case No. 86-18

On Thursday, December 20, 2018, the GM received a report dated Wednesday, October 10, 2018 from Safety Inspector III Paul Salas concerning a hydraulic oil spill on Top Lifter No. 09-

03. According to Safety Inspector III Salas, he had received a call from Transportation Leader Derrick Balajadia reporting a hydraulic oil spill. He further stated that Equipment Operator III Frank Santos was assigned to operate Top Loader 09-03 in support of daily issuing and receiving of containers. He had just completed loading a 40-foot container by Area W and was on a standby when he noticed hydraulic oil leaking on the equipment from the mast of the Top Loader. He shut down his equipment and notified Transportation Leader Balajadia of the incident.

Port Police Officer II Jacob Iriarte Safety Inspector III Salas responded to this incident.

Safety Inspector III Salas determined in his findings that Equipment Mechanic Supervisor John Leon Guerrero indicated that the one of the hydraulic hose line connected to the main cylinder on the mast of the Top lifter ruptured due to wear and tear. He further stated that approximately 1-quart of hydraulic oil spilled onto the pavement and that Transportation personnel utilized absorbent sand to clean-up the oil spill. The National Response Center was notified of this incident and Report No.1227036 was issued.

Safety Inspector III Salas concluded that the primary cause of this incident was due to wear and tear of the hydraulic hose. He recommended that the Fleet Mechanics continue to perform preventive maintenance inspections on all equipment to identify potential mechanical problems before they occur. He also recommended that this incident is forwarded to the Accident Review Board for its review and to provide a recommendation to the General Manager for appropriate action.

Property Damage – Tractor No.94 Case No. 87-18

On Thursday, December 20, 2018, the GM received a report dated Monday, October 15, 2018, from Safety Inspector III Paul Salas concerning damage to Tractor No. 94 (T-94). According to Safety Inspector III Salas, he had received a call from Transportation Supervisor Patrick Claros concerning the damage to T-94 that had been operated by Equipment Operator II Lewis Palomo and had been assigned to dray containers for the Vessel APL Guam at F-6. Operator Palomo had just completed loading a 20-foot container on Gantry No. 5 and when he was on his return run, he noticed that the lead spring to his chassis was on the ground by LC-3. Operator Palomo then shut down his equipment and notified Transportation Supervisor Claros of the incident.

Port Police Officer II Keisha Duenas and Safety Inspector III Salas responded to the incident.

Safety Inspector III Salas determined in his findings that the left rear lead spring of the chassis appeared to have fallen off due to the weld on the lead spring that was heavily corroded. He also

reported that upon further inspection that the brace and other brackets on the chassis also appeared to be heavily corroded and ready to fall off. He also noted that APL Agent Paulo Santos was present at the site of the incident and had acknowledged that the chassis was defective and could not be used in the operation.

Safety Inspector III Salas concluded that the primary cause of this incident was due to the lead spring was heavily corroded at the weld causing the spring to fall off. He also Safety recommended that this incident be forwarded to the Accident Review Board for its review and to provide recommendations to the General Manager for appropriate action.

Damaged Property – Port Official Van No. 6337 Case No. 99-18

On Thursday, November 29, 2018, the GM received a report from Detailed Safety Inspector, Kenneth Quintanilla concerning property damage that occurred that day related to property damage to Port Official Van No. 6337. According to Detailed Safety Inspector Quintanilla, he had received a call from Environmental Specialist Paul Santos report damaged property at F-5. Environmental Specialist Santos had been operating Port Official Van No.6337 had been escorting visitors for a tour inside the Port compound. While at F-5 he stopped the van and the visitors stepped out to make a check on dock side. As one of the passengers was attempting to close the rear sliding passenger door of the van, the handle broke off.

Port Police Officer II Therese Manibusan and Detailed Safety Inspector Quintanilla responded to this incident.

Detailed Safety Inspector Quintanilla determined in his findings that the conditions were windy at the time of the incident and one of the visitors was having a difficult time closing the van door. He added that Port Police Officer II Manibusan and Environmental Specialist Paul Santos were present after the incident and determined that the door handle was defective.

Detailed Safety Inspector Quintanilla concluded that the primary cause of this incident was due defective door handle. He recommended that this incident be forwarded to the Accident Review Board for its review and to provide recommendations to the General Manager for appropriate action.

Property Damage – F-5 Bull Rail (S-2011) Case No. 100-18

On Thursday, November 29, 2018, the GM received a report dated Thursday, November 8, 2018 from Detailed Safety Inspector, Kenneth Quintanilla who had received a call that day from Environmental Specialist Paul Santos concerning damage to the F-5 Bull Rail. According to

Safety Inspector Quintanilla, Barge S-2011 was in the process of being berthed at F-5 by Tug Boat Tamaraw. The Tugboat apparently was pushing hard on the barge at an angle when the bow of the vessel made contact with the Bull Rail at F-5 by Bollard 1300. This action resulted in damages to the Bull Rail.

Port Police Officer II Therese Manibusan and Safety Inspector Kenneth Quintanilla responded to this incident.

Safety Inspector Quintanilla determined in his findings that in the process of berthing the barge, the tugboat provided the power to push the barge into position. The communication between the pilot of the tugboat and the crew of the barge was via radio. As the barge was being pushed head-on to the pier the corner of the barge struck the Bull Rail causing damage. Safety Inspector Quintanilla went on to report that the tugboat was pushing hard on the barge at an angle to the pier and that the inertia resulted in the forward movement of the barge at a fast angle when the barge struck the Bull Rail. There was no damage to the barge however there were damages to the Bull Rail that measured 4-feet long by 3-feet wide and by one and a half inch deep near Bollard 1300. Engineer II Iremar Gutierrez estimated the damages to the Bull Rail at \$1,470.00

Safety Inspector Quintanilla concluded that the operator of the Tugboat should have followed proper operating procedures when docking vessel. He recommended that this incident be investigated by the Harbor Master and that this incident also be forwarded to the Accident Review Board for its review and to provide recommendations to the General Manager for appropriate action.

Damaged Property – Matson Chassis Case No. 101-18

On Thursday, November 29, 2018, the GM received a report dated Friday, November 9, 2018 from Detailed Safety Inspector Kenneth Quintanilla concerning an incident that occurred that day concerning damage to a Matson Chassis. According to Safety Inspector Quintanilla, he had received a call from Transportation Leader Anthony Concepcion concerning property damage. He went on to relay that Crane Operator Jacob Aquinino had been assigned to discharge containers off the Vessel Kota Harum and when he was discharging a 40-foot container to a Matson chassis when Equipment Operator II Juan Yoshida noticed the chassis buckling at the goose neck area and signaled the crane operator to stop and lift the container back up.

Port Police I Jacob Iriarte Safety Inspector Kenneth Quintanilla responded to this incident.

Safety Inspector Quintanilla determined in his findings that Equipment Operator Juan Yoshida was the operator hauling the 40-foot bare chassis that had buckled under the combined weight of

the spreader and the container. He also determined that the 40-foot container weighed about 20-tons and was current with its safety inspection.

Safety Inspector Quintanilla concluded that the primary cause of this Incident was due to heavy corrosion on welds. He recommended that all chassis be properly inspected prior to operations. He also recommended that this incident be forwarded to the Accident Review Board for its review and to provide recommendations to the General Manager for appropriate action.

Hydraulic Oil Spill – Man Lift No. 340 Case No. 102-18

On Thursday, November 29, 2018, the GM received a report dated, Friday, November 16, 2018, from Detailed Safety Inspector Kenneth Quintanilla concerning an incident that occurred that day concerning a hydraulic oil spill. According to Safety Inspector Quintanilla he had received a call from Port Police Officer I Jacob Iriarte reporting a hydraulic oil spill at Warehouse I. Plummer II John Tass had been operating a Man Lift No. 340 and was assigned to chip the cement under the eve of Warehouse I. While Plummer II Tass was on lunch break, hydraulic oil began leaking underneath the Man Lift.

Port Police Officer I Jacob Iriarte and Safety Inspector Quintanilla responded to this incident.

Safety Inspector Quintanilla determined in his findings that Equipment Mechanic Leader William Hudson had indicated that one of the O-rings had ruptured due to wear and tear causing the hydraulic oil to spill onto the pavement. He reported that approximately 1-Quart of hydraulic oil had spilled onto the pavement and that employees from the Maintenance Division had utilized absorbent sand to clean-up the oil spill. The National Response Center was notified and Report No. 1230515 was issued.

Safety Inspector Quintanilla concluded that the cause of this incident was due to normal wear and tear of the O-ring on the Man Lift. He also recommended that this incident be forwarded to the Accident Review Board for its review and to provide recommendations to the General Manager for appropriate action.

Hydraulic Oil Spill (Top Lifter 16-10) Case No. 103-18

On Thursday, November 29, 2018, the GM received a report dated, Monday, November 19, 2018 from Safety Inspector III Paul Salas reporting property damage. According to Safety Inspector III Salas, he had received a call from Transportation Leader Anthony Concepcion reporting that Crane Operator Greg Babauta had been assigned to operate Top Loader 16-10. During his pre-

operation inspection, Crane Operator Babauta noticed hydraulic oil leaking from underneath the Top Loader. He then immediately informed Transportation Leader Concepcion of the spill.

Port Police Officer II Frank San Nicolas and Safety Inspector III Salas responded to this incident.

Safety Inspector III Salas determined in his findings that Equipment Mechanic I Jerome Guerrero indicated that the one of the hydraulic hose line connected to the Top Lifter's intake ruptured due to wear and tear. He reported that approximately 1-Pint of hydraulic oil spilled onto the pavement and that Transportation personnel had utilized absorbent sand to clean-up the oil spill. The National Response Center was notified and Report No. 1230759 was issued.

Safety Inspector III Salas concluded that the primary cause of this incident was due to a defective hydraulic hose.

Safety Inspector III Salas recommended that the Fleet Mechanics perform preventive maintenance inspections on all equipment to identify potential mechanical problems before an incident occurs. He also recommended that this incident be forwarded to the Accident Review Board for its review and to provide recommendations to the General Manager for appropriate action.

Property Damage – Tractor No. 97 Case No. 104-18

On Thursday, November 29, 2018, the GM received a report dated Wednesday, November 7, 2018 concerning an incident that had occurred on Tuesday, November 6, 2018, from Safety Inspector II Robert Lau concerning property damage to Tractor No. 97. According to Safety Inspector II Robert Lau Equipment Operator II David Teixeira had been operating Tractor No. 97 (T-97) and was assigned to dray containers for the Vessel Matson Manukai discharging operation that was being conducted at docksides F-5 to F-6. Operator II Teixeira had drayed a 40 foot Mason chassis with a discharged 40 foot container from the dockside to Area K where he was to stage the chassis. As Operator II Teixeira was executing a right turn in-between Areas J and K, the PVC breakaway safety fitting just snapped, and upon hearing air being released, Operator II Teixeira immediately stopped movement and reported the incident to Transportation Division Crane Leader Derrick Balajadia.

Port Police Safety Police Officer II Alex Tithingrad and Safety Inspector II Lau responded to this incident.

Safety Inspector Lau determined in his findings that the service air-line PVC breakaway fitting on T-97 snapped off at its base at the 90 degree steel elbow located behind the tractors cab. He noted that the 90 degree elbow was warm to the touch from the hot air being supplied by the

equipment air compressor. He also noted that the chassis and its payload did not sustain any damage not did the Tractor except for its PVC safety breakaway fitting.

Safety Inspector Lau concluded that the hot air being supplied by the equipment air compressor that passed through the 90 degree steel elbow may have been a contributing factor that caused the PVC breakaway fitting to become fatigued and stressed, snap at its base, due to its attachment to the steel elbow. He recommended that this incident be forwarded to the Accident Review Board for its review and to provide recommendations to the General Manager for appropriate action.

Pages 38 thru 41 are Personnel Related Matters



PORT OF GUAM

ATURIDAT I PUETTON GUAHAN

Jose D. Leon Guerrero Commercial Port

1026 Cabras Highway, Suite 201, Piti, Guam 96925

Telephone: 671-477-5931/35 Facsimile: 671-477-2689/4445

Website: www.portguam.com



Eddie Baza Calvo
Governor of Guam
Ray Tenorio
Lieutenant Governor

FINANCE-YTD- September 2018

Financial Highlights

Income Statement

Balance Sheet

Accounts Receivable Aging Summary Report

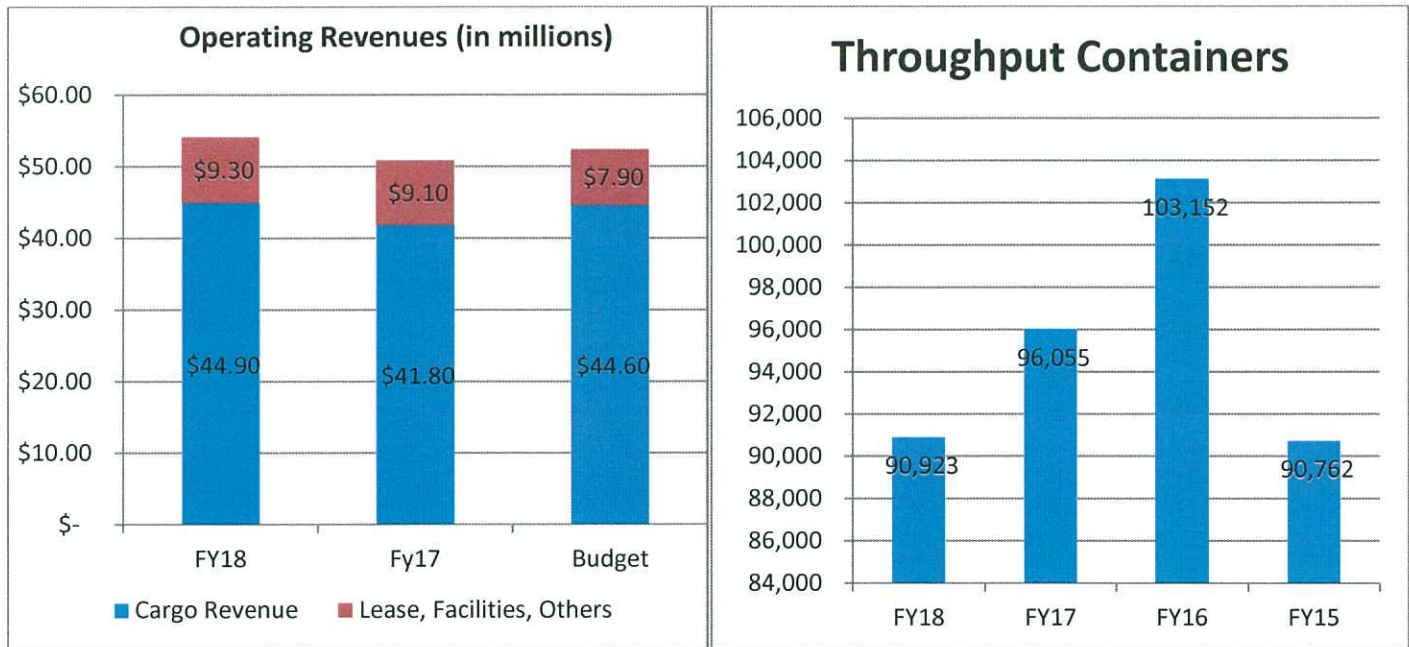
Accounts Payable Summary

Crane Surcharge Ledger

Facility Maintenance Ledger

Financial Highlights – YTD September FY2018

Operating Performance:



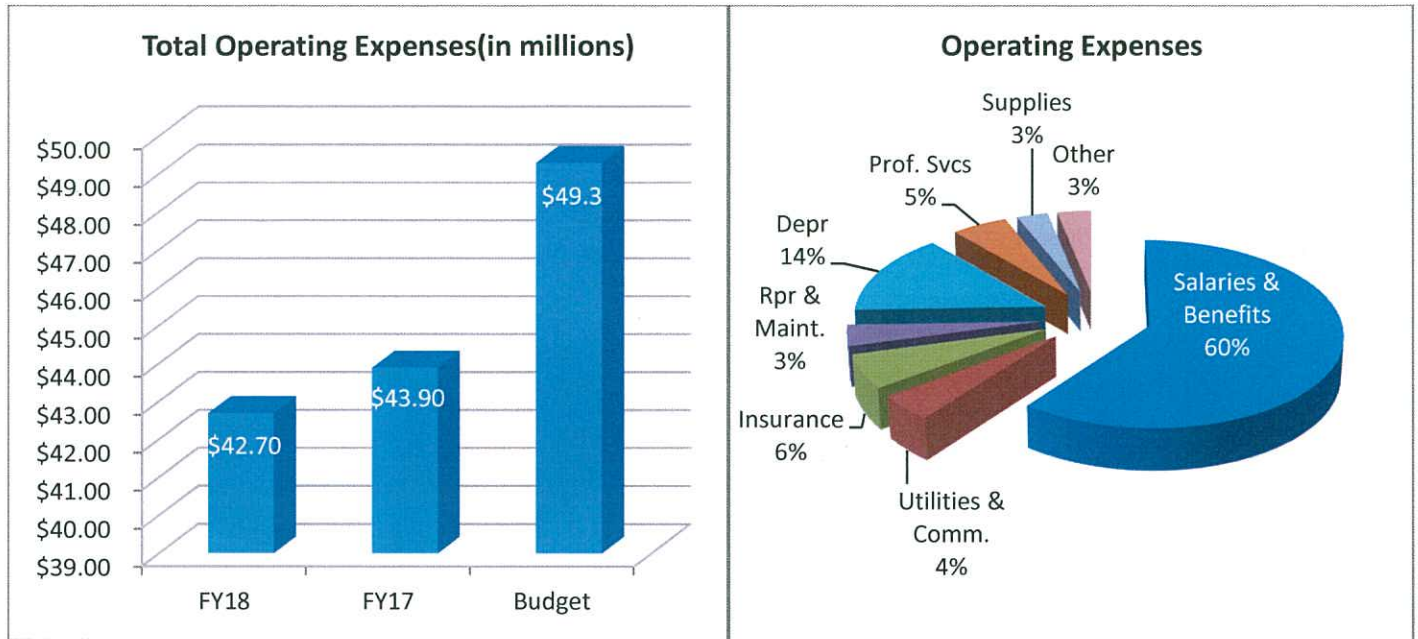
Total Operating Revenues as of September 2018 was \$54.2 million, which consist of \$44.9 million in cargo revenues and \$9.3 million in Facilities, Leases, and Other Services.

FY18 YTD cargo revenue is 7% higher than last year's total (\$41.8 mil) and 1% higher than Budget (\$44.6 mil).

FY18 YTD Facilities, Leases, and Other Services is 3% higher than last year's total (\$9.1 mil) and 18% higher than budget (\$7.9 mil).

Overall Operating Revenues as of September is 3% higher than Budget (\$52.5 mil) and 7% higher than last year's year to date September (\$50.9 mil).

Total number of containers handled as of September 2018 was 90,923 which is 5% lower compared to last year September 2017 total 96,055. **Compared to FY15 the number of containers handled increased less than 1%.**

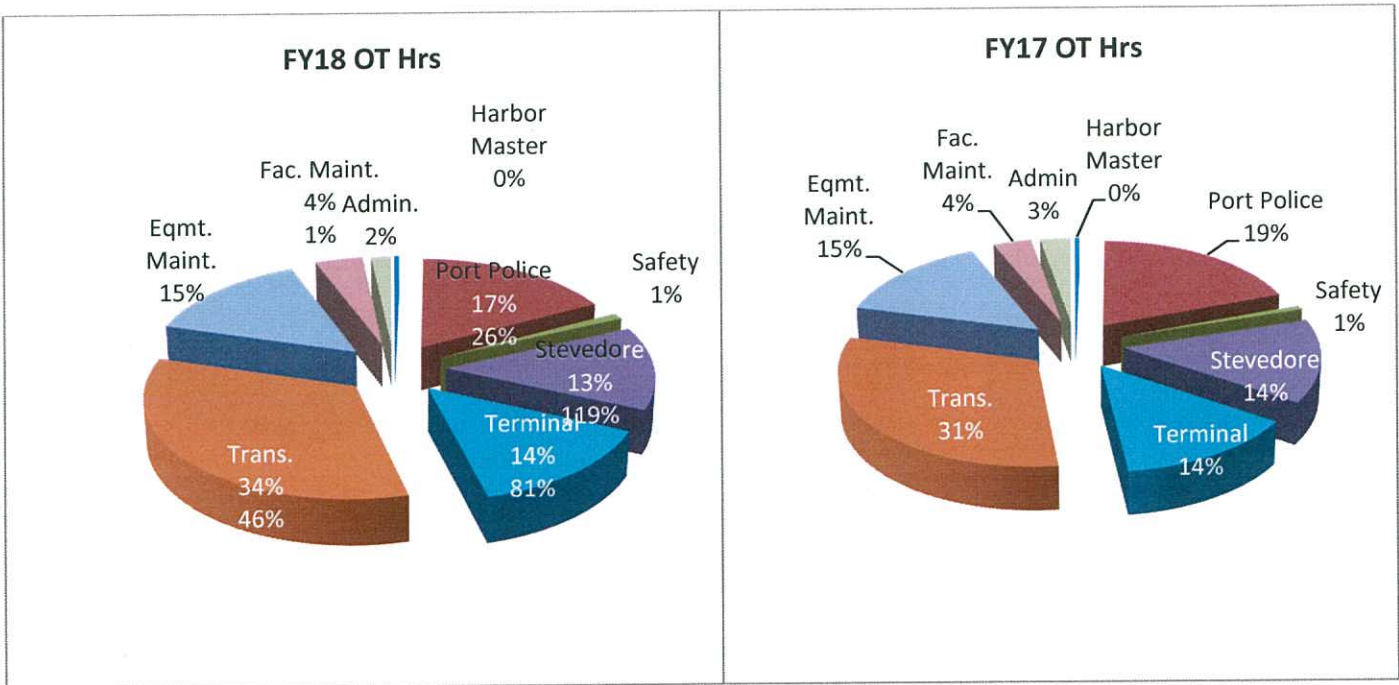


Total Operating Expenses as of September 2018 was \$42.7 million, which is 13% lower than Budget (\$49.3 mil) and 3% less than last year's total operating expenses (\$43.9 mil).

Total Overtime as of September \$1.6 million which is 1% lower than last year September (\$1.69 million). Direct Labor Revenue as of September was \$3.4 million, which is 4% higher than last year and 13% lower than budget. Direct Labor charges are for services performed by Port employees under special service request and differentials under the throughput.

Below is the breakdown of overtime for each division/section for FY18 and FY17 as of September:

Section	FY18	FY17	Budget	OT Revenue
Harbor Master	6,721	6,434	6,000	0
Port Police	286,184	325,853	200,000	73,728
Safety	16,549	12,441	7,000	0
Stevedore-Cargo Handling	219,112	239,113	190,000	278,866
-Rigger	4,900	982	10,000	7,072
Terminal	237,805	232,357	200,000	216,692
Transportation-Superintendent	72,549	60,795	54,000	0
-Crane Operator	131,972	131,184	105,000	49,685
-Equipt Operator	332,851	288,595	261,000	231,544
-Dispatcher	23,872	44,170	30,000	0
Maint.-Crane Maint.	113,411	104,004	115,000	0
-Preventive Maint.	62,947	80,532	65,000	411
-Fleet Maint.	1,326	11,660	25,000	0
-Welders	65,850	50,890	45,000	416
Facility Maint.-Building	10,743	18,495	15,000	780
-Janitorial	4,902	3,651	5,000	0
-Elect./Refr.	52,631	37,265	40,000	0
Finance	19,082	22,016	20,000	1,111
Human Resources	1,855	4,759	1,200	0
Engineering	1,889	4,518	5,000	0
Procurement	72	3,013	2,500	0
Information Technology	5,635	12,438	5,000	0
TOTAL	1,672,859	1,695,168	1,406,700	860,305



Year to date Operating Revenues minus the Year to date Operating Expenses resulted to an Operating Income of \$11.5 million as of September 30, 2018.

Non Operating Revenues and Expenses consist of the following: \$3 million -Retirement contribution for COLA, Supplemental and Medical/Dental/Life Insurance expenses, \$844 thousand-Interest expense on loans and \$348k Interest Income. The net total of non operating expenses and revenues as of September is a negative \$3.6 million.

The Total Net Income as of September is \$7.9 million.

Accounts Receivable Trade (net) as of September 30, 2018 is \$4.8 million.

Aging Status is a follows: 83% - Current, 12% - over 30 days, 1% - over 60 days, 0% - over 90 days and 4% - over 120 days.

Accounts Payable Trade as of September 30, 2018 is \$1.8 million which is 26% higher than last month ending balance of \$1.4 million.

Port Authority of Guam
Income Statement
With Budget Comparison (Unaudited)
12 Months Ending 09/30/18

Current Month Actual	%	Last Year Actual	%	Budget	Chng %	Year to Date Actual	%	Last Year to Date Actual	%	Chng %	Budget	Chng %
OPERATING REVENUES												
CARGO THROUGHPUT REVENUES												
1,523,946	29.1%	1,306,847	25.5%	1,492,854	0.02	18,773,367	34.6%	16,427,550	32.3%	14.3%	17,914,248	5%
204,434	3.9%	156,926	3.1%	241,790	(0.15)	2,302,449	4.2%	2,396,551	4.7%	-3.9%	2,901,480	-21%
50,529	1.0%	148,112	2.9%	66,066	(0.24)	1,137,148	2.1%	832,308	1.6%	36.6%	792,792	43%
627	0.0%	1,560	0.0%	404	0.55	19,652	0.0%	7,676	0.0%	156.0%	4,848	305%
11,267	0.2%	48,238	0.9%	46,360	(0.76)	496,493	0.9%	517,900	1.0%	-4.1%	556,320	-11%
7,929	0.2%	12,286	0.2%	5,223	0.52	91,571	0.2%	71,406	0.1%	28.2%	62,676	46%
1,879	0.0%	7,863	0.2%	2,238	(0.16)	31,189	0.1%	28,645	0.1%	8.9%	26,856	16%
247	0.0%	12,288	0.2%	280	(0.12)	3,172	0.0%	14,614	0.0%	-78.3%	3,360	-6%
12,424	0.2%	7,983	0.2%	7,500	0.66	135,801	0.3%	88,070	0.2%	54.2%	90,000	51%
1,813,284	34.6%	1,702,104	33.2%	1,862,715	(0.03)	22,990,843	42.4%	20,384,719	40.1%	12.8%	22,352,580	3%
OTHER CARGO RELATED REVENUES												
	0.0%		0.0%	245	(1.00)		0.0%	1,942	0.0%	-100.0%	2,940	-100%
	0.0%		0.0%	88	(1.00)		0.0%	699	0.0%	0.0%	1,056	-100%
	0.0%		0.0%				0.0%		0.0%	0.0%		0%
244,659	4.7%	259,519	5.1%	323,204	(0.24)	3,032,262	5.6%	3,355,002	6.6%	-9.6%	3,186,462	-5%
22,197	0.4%	13,910	0.3%	13,132	0.69	288,599	0.5%	159,136	0.3%	81.4%	157,584	83%
332	0.0%	388	0.0%	165	1.01	5,009	0.0%	2,701	0.0%	85.4%	1,980	153%
3,603	0.1%	1,911	0.0%	1,466	1.46	43,110	0.1%	17,891	0.0%	141.0%	17,592	145%
11,512	0.2%	9,340	0.2%	10,174	0.13	135,310	0.2%	121,055	0.2%	11.8%	122,088	11%
269,694	5.1%	304,709	5.9%	384,069	(0.30)	3,386,684	6.2%	3,250,763	6.4%	4.2%	3,896,922	-13%
25,675	0.5%	18,828	0.4%	15,987	0.61	245,564	0.5%	184,731	0.4%	32.9%	191,844	28%
75,190	1.4%	70,509	1.4%	46,395	0.62	590,389	1.1%	597,914	1.2%	-1.3%	571,248	3%
426,546	8.1%	390,500	7.6%	466,629	(0.09)	5,435,177	10.0%	4,986,049	9.8%	9.0%	5,264,856	3%
58,173	1.1%	53,799	1.0%	61,511	(0.05)	716,709	1.3%	681,686	1.3%	5.1%	710,202	1%
18,830	0.4%	17,734	0.3%	38,586	(0.51)	220,895	0.4%	424,467	0.8%	-48.0%	463,032	-52%
135,068	2.6%	138,314	2.7%	123,492	0.09	1,836,945	3.4%	1,532,048	3.0%	19.9%	1,481,904	24%
478,861	9.1%	453,560	8.8%	515,844	(0.07)	5,958,206	11.0%	6,092,371	12.0%	-2.2%	6,190,128	-4%
1,770,339	33.8%	1,733,021	33.8%	2,000,987	(0.12)	21,894,858	40.4%	21,408,456	42.1%	2.3%	22,259,838	-2%
3,583,624	68.4%	3,435,124	67.0%	3,863,702	(0.07)	44,885,701	82.8%	41,793,175	82.2%	7.4%	44,612,418	1%

Port Authority of Guam
Income Statement
With Budget Comparison (Unaudited)
12 Months Ending 09/30/18

Current Month Actual	%	Last Year Actual	%	Budget	Chng	NON OPERATING REVENUES	Year to Date Actual	%	Last Year to Date Actual	%	Chng	Budget	%
86,242	1.6%	165,092	3.2%	101,659	(0.15)	FACILITIES USAGE MOBIL	1,335,232	2.5%	1,260,225	2.5%	6.0%	1,219,908	9%
321,813	6.1%	285,747	5.6%	225,000	(0.87)	FACILITIES USAGE TRISTAR	2,751,893	5.1%	2,750,951	5.4%	0.0%	2,700,000	2%
29,220	0.6%	27,420	0.5%	8,333	11.25	FACILITIES USAGE CEMENT THRUPUT	114,960	0.2%	93,295	0.2%	0.0%	99,996	15%
102,040	1.9%	128,517	2.5%	90,332	0.13	FACILITIES USAGE SPACE RENTAL	1,219,343	2.2%	1,070,265	2.1%	13.9%	1,083,984	12%
955,717	18.2%	842,283	16.4%	83,333	10.47	FACILITIES LEASE INCOME	1,157,788	2.1%	1,550,116	3.0%	-25.3%	999,996	16%
4,621	0.1%	4,523	0.1%	4,167	0.11	FACILITIES COMMON AREA MAINTENANCE FEE	55,676	0.1%	61,064	0.1%	-8.8%	50,004	11%
3,947	0.1%	2,974	0.1%	2,917	0.35	FACILITIES SECURITY SURCHARGE RENTAL	47,751	0.1%	38,675	0.1%	23.5%	35,004	36%
145	0.0%	1,775	0.0%	344	(0.58)	WATER & LANDSLIDE ACTIVITIES	13,755	0.0%	12,985	0.0%	0.0%	4,128	233%
41,903	0.8%	24,096	0.5%	21,975	0.91	MARINA REVENUES	267,660	0.5%	270,089	0.5%	-0.9%	263,700	2%
5,309	0.1%	2,680	0.1%	2,758	0.92	HARBOR OF REFUGE	38,388	0.1%	33,446	0.1%	14.8%	33,096	16%
91,876	1.8%	191,141	3.7%	100,000	(0.08)	DEMURRAGE	2,050,994	3.8%	1,661,076	3.3%	23.5%	1,200,000	71%
1,642,833	31.3%	1,676,250	32.7%	640,818	1.56	FACILITIES OTHER FEES & SERVICES	9,053,440	16.7%	8,802,186	17.3%	2.9%	7,689,816	18%
63	0.0%	107	0.0%	5	-	CLAIMS FEE	1,095	0.0%	57	0.0%	0.0%	60	0%
2,167	0.0%	2,764	0.0%	42	-	BULK SCRAP	16,274	0.0%	603	0.0%	0.0%	504	0%
9,155	0.2%	12,493	0.2%	1,862	(0.97)	MATERIAL USED	25,520	0.0%	31,144	0.1%	0.0%	22,344	-27%
3,464	0.1%	1,215	0.0%	2,132	(1.00)	PASSENGER SERVICE	141,608	0.3%	30,190	0.1%	-15%	25,584	0%
14,850	0.1%	16,579	0.3%	15,625	(0.82)	BUNKER	38,583	0.1%	117,125	0.2%	20.9%	187,500	-24%
85	0.3%	560	0.0%	77	191.85	SPECIAL SERVICES	223,078	0.4%	76,476	0.2%	-49.5%	235,992	-5%
1,657,768	31.6%	1,693,390	32.3%	19,666	(0.82)	ELECTRICAL POWER	2,061	0.0%	255,595	0.5%	-12.7%	235,992	-5%
5,241,391	100.0%	5,128,514	100.0%	4,524,263	1.51	OTHER FEES & SERVICES	34,265	0.1%	1,957	0.0%	5.3%	924	123%
						ADMINISTRATIVE FEES & SERVICES							
						REIMBURSEMENTS							
	0.0%		0.0%			FEDERAL REIMBURSEMENT		0.0%		0.0%	0.0%		
	0.0%		0.0%			EARTHQUAKE INSURANCE	34,265	0.1%	20,457	0.0%	0.0%		
	0.0%		0.0%			TYPHOON INSURANCE		0.0%		0.0%	0.0%		
	0.0%		0.0%			OTHER REIMBURSEMENT		0.0%		0.0%	0.0%		
	0.0%		0.0%			REVENUE MINIMUM CHARGE		0.0%		0.0%	0.0%		
	0.0%		0.0%			REIMBURSEMENTS					0		
1,657,768	31.6%	1,693,390	32.3%	660,561	1.51	NON OPERATING REVENUES	9,312,845	17.2%	9,080,195	17.8%	2.6%	7,926,732	17%
5,241,391	100.0%	5,128,514	100.0%	4,524,263	0.16	TOTAL REVENUES	54,198,546	100.0%	50,873,370	100.0%	6.5%	52,539,150	3%

Port Authority of Guam
Income Statement
With Budget Comparison (Unaudited)
12 Months Ending 09/30/18

Current Month Actual	%	Last Year Actual	%	Budget	%	Chng	Year to Date Actual	%	Last Year to Date Actual	%	Chng	Budget	%
1,409,043	26.9%	1,506,298	29.4%	2,027,743	(0.31)	Salaries & Wages	18,642,892	34.4%	18,515,302	36.4%	0.7%	22,508,688	-17%
111,519	2.1%	106,988	2.1%	144,270	(0.23)	Insured Benefits	1,399,273	2.6%	1,329,581	2.6%	5.2%	1,541,940	-9%
409,638	7.8%	2,373,977	46.3%	483,781	(0.15)	Retirement Benefits	5,120,343	9.4%	6,966,700	13.7%	-26.5%	5,572,086	-8%
(800,579)	-15.3%	494,214	9.6%	5,833	(138.25)	Other Benefits	561,883	1.0%	1,826,877	3.6%	-69.2%	49,998	102.4%
3,788	0.1%	12,469	0.2%	6,667	(0.43)	Other Personnel Costs	39,459	0.1%	38,090	0.1%	0.0%	80,004	-51%
12,933	0.2%	11,277	0.2%	27,951	(0.54)	Communications	141,520	0.3%	117,204	0.2%	20.7%	255,414	-45%
134,365	2.6%	127,573	2.5%	151,333	(0.39)	Leases/Rentals	1,752,608	3.2%	1,448,076	2.8%	21.0%	1,855,998	3%
241,596	4.6%	218,251	4.3%	74,547	2.24	Utilities	2,533,517	4.7%	2,509,712	4.9%	0.9%	2,710,002	-35%
73,540	1.4%	33,403	0.7%	-	0	General Insurance	816,065	1.5%	13,112	0.0%	0.0%	841,134	201%
44,756	0.9%	44,756	0.9%	-	0	Repairs & Maintenance	190,536	0.4%	44,756	0.1%	53.6%	349,992	-46%
4,796	0.1%	19,292	0.4%	29,166	(0.84)	Repairs & Maintenance-Subic Cr	279,666	0.5%	137,699	0.3%	38.4%	349,992	-20%
9,331	0.2%	8,906	0.2%	29,166	(1.00)	Repairs & Maintenance-Pola 16	281,566	0.5%	146,103	0.3%	92.7%	349,992	-20%
407,852	7.8%	21,090	0.4%	441,667	(0.98)	Repairs & Maintenance-Pola 17	6,118,242	11.3%	6,103,304	12.0%	0.2%	5,300,004	15%
(77,188)	-1.5%	162,972	3.2%	6,417	62.56	Depreciation & Amortization	-76,688	-0.1%	164,129	0.3%	0.0%	77,004	-200%
189,335	3.6%	182,618	3.6%	159,678	(1.48)	Damage, Shortage, Writedown & Supplies	1,245,422	2.3%	1,033,225	2.0%	20.5%	1,761,444	-29%
10,686	0.2%	4,222	0.1%	100,273	0.89	Miscellaneous	208,209	0.4%	49,599	0.1%	319.8%	1,103,274	-81%
95,724	0.0%	70,185	0.0%	90,322	(1.00)	Advertising	896,759	1.7%	841,858	1.7%	6.5%	1,083,864	-17%
262,838	1.8%	280,927	5.1%	264,417	(0.64)	Agency & Management Fees	2,033,957	3.8%	1,613,085	3.2%	26.1%	2,833,008	-28%
29,918	0.0%	14,378	0.0%	5,167	49.87	Contractual Services	49,905	0.1%	12,780	0.0%	0.0%	62,004	-20%
5,581	0.6%	9,598	0.0%	37,937	(1.00)	Other Contractual Services	134,884	0.2%	154,863	0.3%	-12.9%	455,244	-70%
188,437	0.1%	0.0%	0.0%	13,959	0.3%	Overhead Allocation	98,081	0.2%	149,726	0.3%	-34.5%	167,508	-41%
2,767,911	0.0%	6,438,759	125.5%	4,351,127	(1.00)	Other Earthquake Expenses	215,176	0.4%	11	0.0%	0.0%	0.0%	0%
						Other Typhoon Expense							
						Other Earthquake Expense							
						General & Administrative Expen	42,683,294	78.8%	43,875,501	86.2%	-2.7%	49,308,594	-13%

Port Authority of Guam
Income Statement
With Budget Comparison (Unaudited)
12 Months Ending 09/30/18

Current Month					Last Year					Year to Date					Last Year to Date				
Actual	%	Actual	%	Budget	% Chng	Actual	%	Budget	% Chng	Actual	%	Actual	%	Budget	% Chng				
2,473,480	52.8%	(1,310,245)	-25.5%	173,136	14.99	11,515,252	21.2%	6,997,869	13.8%	3,230,556	256%								
OPERATING INCOME (LOSS)																			
OTHER INCOME (EXPENSE)																			
	0.0%		0.0%		-		0.0%		0.0%		0.0%		0.0%		-				
	0.0%		0.0%		-		0.0%		0.0%		0.0%		0.0%		-				
	0.0%		0.0%		-		0.0%		0.0%		0.0%		0.0%		-				
	0.0%		0.0%		-		0.0%		0.0%		0.0%		0.0%		-				
214,149	4.1%	16,051	0.3%	3,856	54.54	277,600	0.5%	97,583	0.2%	46,272	500%								
(591)	0.0%	(52,819)	-1.0%	(85,260)	(0.99)	-6,516	0.0%	-13,345	0.0%	-23,004	-72%								
	0.0%	(91,333)	-1.8%	(1,917)	(1.00)	-844,189	-1.6%	-1,115,708	-2.2%	-1,023,120	-17%								
	0.0%		0.0%		-		0.0%		0.0%										
	0.0%		0.0%		-		0.0%		0.0%										
(209,624)	-4.0%	836,829	16.3%	(252,346)	(0.17)	-3,001,578	-5.5%	-1,971,339	-3.9%	-3,028,152	-1%								
(83,504)	-1.6%	422,297	8.2%	249,952	-	508,880	0.9%	1,146,316	2.3%	2,710,128	0%								
18,985	0.4%	(18,603)	-0.4%	(52,289)	(1.36)	-275,548	-0.5%	-836,224	-1.6%	-497,268	-45%								
(285,075)	-5.4%	(52,989)	-1.0%			-300,543	-0.6%	-218,269	-0.4%	-49,998	501%								
(215,440)	-4.1%	1,059,433	20.7%	(138,004)	0.56	(3,641,893)	-6.7%	(2,939,656)	-5.8%	(1,865,142)	95%								
(215,440)	-4.1%	1,059,433	20.7%	(138,004)	0.56	(3,641,893)	-6.7%	(2,939,656)	-5.8%	(1,865,142)	95%								
2,268,041	43.1%	(250,812)	-4.9%	35,132	63.27	7,873,359	14.5%	4,058,213	8.0%	1,365,414	477%								
NET INCOME (LOSS)																			

	Amount Current	Last Month End	Amount Last Year End	Change This Month	Change This Year
Total Assets					
Current Assets					
Cash on Hand	2,000.00	2,000.00	2,000.00		
Petty Cash Fund	100.00	100.00	100.00		
Cashier Change Fund					
Cash on Hand	2,100.00	2,100.00	2,100.00		
Incentive Award Fund					
First Hawaiian Bank-Incentive					
Incentive Award Fund					
Cash in Bank					
First Hawaiian Bank	61,151,016.86	59,146,261.68	8,802,099.65	2,004,755.18	52,348,917.21
Bank of Guam					
Bank of Hawaii	2,738,546.41	1,800,771.06	1,256,124.45	937,775.35	1,482,421.96
Citizen Security Bank	63,889,563.27	60,947,032.74	10,058,224.10	2,942,530.53	53,831,339.17
Cash in Bank					
Cash in Bank-Trust	8,748,966.83	4,510,300.39		4,238,666.44	8,748,966.83
Trust-Current Unrestricted	5,408,157.22	5,171,977.42		236,179.80	5,408,157.22
BOG-Current Restricted	14,157,124.05	9,682,277.81		4,474,846.24	14,157,124.05
Cash in Bank-Trust					
Short Term Investments					
Bank of Guam	9,468,779.00	15,392,148.63	29,203,913.75	5,923,369.63	19,735,134.75
Citizen's Security Bank					
First Hawaiian Bank					
Bank Pacific					
CitiBank					
Bank of Hawaii					
Oceanic Bank					
Gov Guam Employees Fed CU					
Short Term Investments	9,468,779.00	15,392,148.63	29,203,913.75	5,923,369.63	19,735,134.75
Account Receivable-Trade (Net)	5,089,858.97	4,415,722.45	7,335,267.75	674,136.52	2,245,408.78
Accounts Receivable-Trade	296,468.83	563,854.42	563,854.42	267,385.59	267,385.59
Allow for Uncollectible Acct.					
A/R-Clearing Account					
Account Receivable-Trade (Net)	4,793,390.14	3,851,868.03	6,771,413.33	941,522.11	1,978,023.19
Accounts Receivable-Other					
Accounts Receivable-DOA	1,843.84	386.74	2,493.84	1,457.10	650.00
Accounts Receivable-EMPLOYEE					
Accounts Receivable-FINRA					
Accounts Receivable-Genl/ Casam	651,910.12		977,236.53	651,910.12	325,326.41
Accounts Receivable-Other					
Accounts Receivable-Ins Procee					

	Amount Current	Last Month End	Amount Last Year End	Change This Month	Change This Year
Accounts Receivable-Other	653,753.96	386.74	979,730.37	653,367.22	325,976.41
Marina Receivables					
Accounts Receivable-Agat Marina	9,218.12	16,168.47	20,379.97	6,950.35	11,161.85
Accounts Receivable-GDP Marina	2,762.67	4,348.62	5,684.30	1,778.95	1,224.63
Accounts Receivable-Harbor Of	2,046.50	2,966.45	5,285.24	3,198.95	3,248.74
Marina Receivables	14,034.29	23,683.54	30,369.51	9,649.25	16,335.22
Interest Receivables					
Bank Of Guam					
Bank Of Hawaii					
Bank Pacific					
Citibank					
Citibank Security Bank					
First Hawaiian Bank					
GovGuam Emp. Fed. Credit Union					
Oceanic Bank					
Other					
Interest Receivables					
Prepaid Expenses					
Prepaid Insurance	58,055.50	162,896.77	15,873.63	226,322.94	42,181.87
Prepaid Expenses	58,055.50	447,545.21	15,873.62	389,489.71	42,181.88
Defered Expenses					
Defered Geda Addendum L/Lease					
Credit Note Reimbursement					
Defered Expenses					
Current Assets	93,036,800.21	90,347,042.70	47,061,624.68	2,689,757.51	45,975,175.53
Non Current Assets					
Long Term Receivable	2,258,190.48	2,258,190.48	2,258,190.48		
Long Term Receivable-DOA	1,420,449.30	1,420,449.30	1,420,449.30		
Long Term Receivable-Geda	3,748,640.38	3,748,640.38	3,748,640.38		
Allow For Uncollectible LT A/R					
Long Term Receivable					
Revenue Bond Reserves	15,830,711.67	15,890,711.67		68,478.71	3,518,079.07
Revenue w/Trustee-Restricted	15,830,711.67	15,890,711.67		68,478.71	3,518,079.07
Revenue Bond Reserves	19,408,790.74	19,340,312.03		68,478.71	19,408,790.74
Inventories	8,690.00	8,690.00	74,042.36	23.96	8,690.00
Inventory-A/C	101,434.12	101,434.12	99,952.66	23.96	27,394.76
Inventory-Computer	99,952.66	99,952.66	369,825.59	26,947.91	36.43
Gas, Oil and Diesel Inventory	512,276.76	539,224.67			142,451.17
Inventory-Parts					
Supplies Inventory					

	Amount Current	Last Month End	Last Year End	Change This Month	Change This Year
Contra-Asset Inventory Adj. Allowance for Obsolescence Inventory for Survey	1,721.09 87,549.04	1,721.09 70,762.27	1,721.09 77,363.66	16,786.77	10,185.38
Inventory	633,143.32	676,901.96	464,832.20	43,758.64	168,311.12
Work In Progress	67,360.29 2,653,760.64 172,084.05	42,373.25 2,653,859.66 29,790.00	295,645.50 2,533,060.53	24,987.04 142,294.05	228,285.21 130,700.11 172,084.05
Work In Progress	2,903,204.98	2,726,022.91	2,828,706.03	177,182.07	74,498.95
Non Current Assets	22,945,139.04	22,743,236.90	3,293,538.23	201,902.14	19,651,600.81
Property, Plant & Equipment	3,563,000.00	3,563,000.00	3,563,000.00		
Land	3,563,000.00	3,563,000.00	3,563,000.00		
Buildings	15,732,648.10	15,732,648.10	15,732,648.10		
Buildings-Original	125,548,911.67	125,548,911.67	125,434,129.67		114,782.00
Buildings-Substation	141,281,559.77	141,281,559.77	141,166,777.77		114,782.00
Buildings-Wharf Improvements	15,228,522.49	15,226,131.49	15,199,727.64	2,391.00	28,794.85
Buildings-Sub	33,320,334.63	33,031,099.31	29,857,162.91	289,235.32	3,463,171.72
Buildings-Wharf Impr	48,548,857.12	48,257,230.80	45,056,890.55	291,626.32	3,491,966.57
Accumulated Depreciation-Build	528,231.08	6,075,435.56	528,231.08		
AccDeprec-Buildings-Original	6,075,435.56	6,075,435.56	6,175,119.86		99,684.54
AccDeprec-Buildings-Sub	15,964,170.56	1,136,593.30	6,206,672.56	285,075.00	242,562.00
AccDeprec-Buildings-Wharf Impr	1,149,821.45	1,821,145.00	1,229,928.00	13,280.00	91,463.14
AccDeprec-Canopy Structures	1,821,145.00	1,821,145.00	1,229,928.00		591,217.00
Accumulated Depreciation-Build	1,229,056.25	1,229,056.25	1,167,056.25		62,000.00
Furnishings & Equipment	14,832.85	14,832.85	14,832.85		
Air Tools	2,832.00	2,832.00	2,832.00		
Communications Equip	6,999.00	6,999.00	6,999.00		
Computer Equip	1,836,395.83	1,836,395.83	1,839,705.78		3,309.95
Crane Equip	39,446.56	39,446.56	1,177,772.56		6,674.00
Furnishings & Office Equip	349,103.87	349,103.87	1,490,724.65		24,437.00
Generator Relocation Cost	2,970,216.97	2,970,216.97	2,970,216.97		9,379.22
Generator Sets					
Hand Tools					
Load & Unload Equip					
Mowing Equip					
Other Equip					
Power Tools					
Safety Equip					
Shop Equip					
Tractors					

	Amount Current	Last Month End	Amount Last Year End	Change This Month	Change This Year
Vehicles & Motor Equip	1,986,984.87	1,982,405.87	1,861,265.87	4,579.00	125,719.00
Furnishings & Equipment	33,999,111.41	34,266,327.41	33,433,778.54	267,216.00	565,332.87
Accumulated Depreciation-Furni					
AccDeprec-Air Tools	495,601.46	494,907.31	486,273.17	694.15	9,328.29
AccDeprec-Communications Eqt.	1,513,937.80	1,474,948.47	1,402,822.78	38,089.33	341,812.02
AccDeprec-Computer Equip	6,917,282.19	6,925,865.65	5,606,846.72	6,883.46	1,114,465.57
AccDeprec-Crane Equip	633,089.82	620,886.05	506,448.00	12,213.76	113,959.09
AccDeprec-Furnishings & Office	870,514.58	861,403.30	707,476.20	9,111.28	163,038.38
AccDeprec-Forklift Equip					
AccAmort-Gantry 3 Relocation C					
AccDeprec-Generator Sets	290,055.66	283,227.58	211,218.66	6,828.08	78,837.00
AccDeprec-Hand Tools	10,643.53	10,552.90	9,421.27	20.93	1,087.56
AccDeprec-Load & Unload Equip	5,132.87	5,015.95	4,222.63	22.77	1,285.24
AccDeprec-Mowing Equip	1,204,413.75	1,193,759.43	1,082,824.93	116.65	1,399.80
AccDeprec-Other Tools	11,027.92	10,787.08	8,941.53	654.32	412.22
AccDeprec-Power Tools	6,544.40	6,075.02	4,694.17	240.34	1,159.83
AccDeprec-Safety Equip	198,790.19	196,768.98	180,686.60	469.34	4,759.80
AccDeprec-Shop Equip	1,414,234.02	1,392,082.17	1,148,441.85	1,021.21	4,100.54
AccDeprec-Tractors	929,733.34	932,093.97	1,770,445.97	2,360.63	289,822.20
AccDeprec-Vehicles & Motor Equ					
Accumulated Depreciation-Furni	14,501,748.13	14,409,186.97	12,104,969.32	92,561.16	2,396,778.81
Capital Leases					
Capital Leases					
Accumulated Amortization-Capit					
AccAmort-Capital Leases					
Accumulated Amortization-Capit					
Deferred Long Term Asset Cost	1,976,108.04	1,976,108.04	1,976,108.04		1,976,108.04
Def. Cost-2018 Bond COI	1,976,108.04	1,976,108.04	1,976,108.04		1,976,108.04
Deferred Long Term Asset Cost					
Pension-Deferred Outflows Res	6,176,941.00	6,176,941.00	6,176,941.00		
Pension-Deferred Outflow Res	6,176,941.00	6,176,941.00	6,176,941.00		
Pension-Deferred Outflows Res					
Property, Plant & Equipment	123,946,114.97	124,597,518.45	127,178,637.44	651,403.48	3,232,522.47
Total Assets	239,928,054.22	237,687,798.05	177,533,800.35	2,240,256.17	62,394,253.87
Total Liabilities & Capital					
Current Liabilities					
Accounts Payable					
Accounts Payable Custom					
Accounts Payable GSA					

	Amount Current	Last Month End	Last Year End	Change This Month	Change This Year
Accounts Payable Others	374,284.52	132,096.16	336,563.37	242,128.36	37,721.15
Accounts Payable Trade	1,788,892.50	1,421,569.67	2,231,399.11	367,324.82	443,106.61
Accounts Payable Not Vouchered		4,304.67		4,304.67	
Accounts Payable	2,163,177.02	1,549,359.16	2,568,562.48	613,817.86	405,385.46
Current Loan Payable					
Current ANZ (USDA) Loan Payabl	3,178.71	3,178.71	226,279.10	226,279.18	229,457.81
CU ANZ (USDA) 12M Loan Payabl			249,019.48	249,019.48	267,012.48
CU BOG 10M SLE Loan Payable			270,582.73	270,582.73	273,404.02
CU BOG 2M USDA Direct Loan	3,178.71	3,178.71	2,446,002.49		2,446,002.49
Current Loan Payable					
Due to Public Utilities					
Due to GPA					
Due to GTA					
Due to GWA					
Due to Public Utilities					
Accrued Interest Payable					
Accrued Interest Payable					
Accrued Interest Payable					
Deferred Revenues					
Deferred Revenues -DOD Moderniz	61,769.01	61,769.01	61,769.01	131,460.17	64,349.20
Deferred Revenues -GEDA	237,178.92	105,718.75	172,823.72	10,586.31	2,344.02
Deferred Revenues -Leases	10,586.31		77,720.52	90,550.53	12,830.01
Deferred Revenues -Marinas	90,550.53				
Deferred Revenues	276,547.35	43,949.74	201,802.16	232,597.61	74,745.19
Deferred Revenues					
Accrued Expenses					
Accrued Payroll	809,757.71	769,863.16	779,339.22	39,894.55	30,418.49
Accrued Vacation Pay-Current	1,267,947.10	1,401,291.49	1,232,707.36	133,344.39	35,239.74
Accrued Vacation Pay-Deferred					
Accrued Earthquake Cost					
Accrued CAR Supplemental					
Accrued Typhoon Cost					
Accrued Medicare Tax					
Accrued Federal Grant					
Accrued Insurance Payables	15,896.42	13,545.20	1,906.54	2,351.22	13,989.88
Accrued Employee Deductions Payable	313,280.16	299,156.18	288,964.36	19,123.98	29,315.80
Accrued Withholding Tax Payable					
Accrued Credit Union					
Accrued Miscellaneous Deductio					
Accrued Death & Disability Ins					
Accrued Retirement Contributions					
Accrued Retirement Compensation Plan Pay					
Accrued Expenses	2,411,881.39	2,483,856.03	2,302,917.48	71,974.64	108,963.91

	Amount Current	Last Month End	Amount Year End	Last Year End	Change This Month	Change This Year
Security Deposits						
Security Deposits - Space Leas	84,565.82	86,273.34	85,065.72	1,707.52	499.90	
Security Deposits - Marinas	32,421.82	32,024.32	30,311.82	397.50	2,110.00	
Security Deposits	116,987.64	118,297.66	115,377.54	1,310.02	1,610.10	
Capital Lease Obligations- Cur						
Capital Lease Obligations- Cur						
Other Current Liabilities						
Reserve Shortage/Property Dama						
Lease Payable - GEDA						
Other Current Liabilities						
Current Liabilities	4,968,593.40	4,195,462.59	7,634,662.15	773,130.81	2,666,068.75	
Non Current Liabilities						
Long Term Accrued Expenses	56,767,410.00	56,767,410.00	56,767,410.00	108,494.71	108,494.71	
Unfunded Retirement Contributions	553,540.11	444,045.40	444,045.40	899,409.91	899,409.91	
Accrued Vacation Pay-Long Term	933,730.72	1,893,140.63	1,893,140.63	790,915.20	790,915.20	
Accrued Sick Live (DC)-Long Term						
Long Term Accrued Expenses	58,313,680.83	59,104,596.03	59,104,596.03	790,915.20	790,915.20	
Pension-Deferred Inflow of Res	1,008,960.00	1,008,960.00	1,008,960.00			
Pension-Deferred Inflow of Res	1,008,960.00	1,008,960.00	1,008,960.00			
Capital Lease Obligations						
Capital Lease Obligations						
Capital Lease Obligations						
Long Term Loan Payables						
Long Term Loan Payables						
IT-ANZ (USDA) Loan Payable 3.5			2,035,075.41	2,035,075.41		2,035,075.41
IT-ANZ (USDA) Loan Payable 12M			8,612,503.58	8,612,503.58		8,612,503.58
IT-BOG \$2M USDA Direct Loan			1,137,418.32	1,137,418.32		1,137,418.32
Long Term Loan Payables			18,763,875.04	18,763,875.04		18,763,875.04
Long Term Bond Payables						
Long Term Bond Payables						
IT-2018 BOND Payable	71,445,000.00	71,445,000.00	71,445,000.00			
IT-2018 BOND Cost of Issuance	5,296,753.85	5,296,753.85	5,296,753.85			
IT-2018 BOND Premium	76,741,753.85	76,741,753.85	76,741,753.85			
Long Term Bond Payables	136,064,394.68	136,855,309.88	78,877,431.07	790,915.20	57,186,963.61	
Non Current Liabilities						
Capital Contributions & Equity						

	Amount Current	Last Month End	Last Year End	Change This Month	Change This Year
Contributions-Local Government	3,563,000.00	3,563,000.00	3,563,000.00		
Contributions-Local Government	483,688.19	483,688.19	483,688.19		
Contributions-Property & Equip	13,413,670.45	13,413,670.45	13,413,670.45		
Contributions-General Fund	100,000.00	100,000.00	100,000.00		
Contributions-G.F.P.A. Department	7,000.00	7,000.00	7,000.00		
Contributions-PAG (Portion of	7,000.00	7,000.00	7,000.00		
Contributions-Local Government	17,567,358.64	17,567,358.64	17,567,358.64		
Contributions-Federal Government	10,321,126.26	10,321,126.26	10,321,126.26		
Contributions-U.S. Govt Rehab	1,492,676.57	1,492,676.57	1,492,676.57		
Contributions-Economic Develop	6,508,875.60	6,508,875.60	6,508,875.60		
Contributions-U.S. Department	53,763.30	53,763.30	53,763.30		
Contributions-U.S. Govt-Fema	53,763.30	53,763.30	53,763.30		
Contributions-Federal Governme	18,376,441.73	18,376,441.73	18,376,441.73		
Accumulated Earnings	33,770,010.75	33,770,010.75	33,770,010.75		
Accumulated Earnings	88,847,912.51	88,847,912.51	88,847,912.51		
Accumulated Earnings (Deficit)	55,077,901.76	55,077,901.76	55,077,901.76		
Accumulated Earnings	7,873,364.01	5,615,323.45	5.00	2,258,040.56	7,873,359.01
Net Earnings (Loss)	98,895,066.14	96,637,025.58	91,021,707.13	2,258,040.56	7,873,359.01
Capital Contributions & Equity	239,928,054.22	237,687,798.05	177,533,800.35	2,240,256.17	62,394,253.87
Total Liabilities & Capital					

PORT OF GUAM

AGING SUMMARY

AS Of September 30, 2018

ACCT	NAME	OPEN	CURRENT	31-60	61-90	91-120	OVER 120	LAST PAID AMOUNT	LAST PAID DATE	REMARKS
7376	Matson Navigation Co.	\$1,891,799.90	\$1,808,151.77	\$1,033.50	\$652.59		\$81,962.04	\$119,647.69	11/9/2018	Matson has cleared roughly \$20,000.00 worth of invoices, still working with Geri and Therese to clear outstanding balance
15388	Guam Industrial Serv. Inc.	\$108,953.41	\$31,118.14	\$11,760.00	\$11,760.00	\$11,760.00	\$42,555.27	\$23,520.00	9/26/2018	Payment plan was not submitted as promised. Account was sent to Legal.
7384	Marianas Steamship Agency	\$469,592.19	\$412,238.07	\$18,584.05	\$440.99		\$38,329.08	\$21,698.60	11/14/2018	Inv.No. 78364 \$38,329.08 is currently under dispute. (Guam Shipyard)
11776	Customs and Quarantine Age	\$11,681.28		\$449.28	\$449.28	\$449.28	\$10,333.44			Multiple water Invoices under dispute. Water Billing & Meter Reading was submitted to Commercial for review, awaiting response.
9620	Alupang Beach Club	\$6,428.31	\$411.85	\$123.90	\$74.34	\$24.78	\$5,793.44	\$287.51	11/13/2018	Multiple Invoices are currently under dispute and have yet to be resolved. A letter of dispute was submitted and a denial letter was sent back. Gail & Yvonne responded that they will be redispuiting Invoices.
7341	Ambyth Shipping & Trading	\$110,158.07	\$87,806.50	\$18,649.78	\$247.60	\$437.20	\$3,016.99	\$25,612.46	11/5/2018	Final Notice was sent, and forward to Commercial. Termination was mailed to customer.
14527	UMS Heavy Equipment Rental	\$2,938.61	-\$148.39	\$411.60	\$411.60	\$411.60	\$1,852.20	\$1,000.00	10/26/2018	Final Notice was sent, and forward to Commercial. Termination was mailed to customer.
7886	Guam Transport & Warehouse	\$3,338.75		\$588.00	\$588.00	\$588.00	\$1,574.75	\$398.75	10/9/2018	Past due balance has been paid
14364	P.S.V. Corp./Joo, Gi Bum	\$3,688.17	\$223.02	\$1,026.90	\$1,134.04		\$1,304.21	\$3,258.89	11/1/2018	Past due balance has been paid and account is current
15708	HMR Guam Inc.	\$1,227.24					\$1,227.24			Final Notice has been sent.
11756	V. Angoco's Trucking	\$1,029.62	-\$1,322.38		\$1,176.00		\$1,176.00	\$2,352.00	11/15/2018	Past due balance has been paid and account is current
7413	Seabridge Inc.	\$2,942.35	\$2,072.62				\$869.73	\$1,759.95	10/22/2018	Past due balance has been paid
14368	Tyco Electronics Subsea Co	\$639.08	-\$12.64				\$651.72	\$16.74	11/9/2018	651.72 is for Interest Invoice 222002. Mr. Hoard informed that he will be on island to discuss and resolve.

ACCT	NAME	OPEN	CURRENT	31-60	61-90	91-120	OVER 120	LAST PAID AMOUNT	LAST PAID DATE	REMARKS
15563	Tereas, Jeremy	\$1,787.50	\$137.50	\$137.50	\$825.00	\$137.50	\$550.00	\$687.50	4/11/2018	Customer has been terminated, account will be sent to collections/small claims.
11794	Guam Shipyard	\$2,485.94	\$543.36	\$495.60	\$545.16	\$545.16	\$356.66	\$33.98	11/15/2018	Payment plan was not submitted as promised. Account was sent to Legal.
7587	American President Lines L	\$1,966,502.49	\$1,427,412.68	\$538,580.60	\$233.76		\$275.45	\$59,040.56	11/14/2018	Past due balance of \$275.45 has been cleared
15663	Okeanos Marianas	\$250.00					\$250.00			Final Notice has been sent. No contact for customer. Recommending to write off
14963	Castro, Jesse AR	\$1,397.50	\$520.00	\$632.50			\$245.00	\$1,000.00	10/31/2018	Final Notice has been sent.
7368	Cabras Marine Corp	\$9,199.54	\$2,123.47	\$5,920.50	\$935.48		\$220.09	\$403.68	11/6/2018	Cabras has credits on account, emailed past due invoices and credit amounts to Leah so we can get approval to apply credits to outstanding invoices
13537	Wang, Jackey	\$17,107.28	\$16,552.28	\$185.00		\$185.00	\$185.00	\$1,177.38	5/4/2018	Customer met with Carl last week Friday 11/09/2018 to discuss account. He left off island that same afternoon but will be in this week to make payment
14429	Weilbacher, Walden	\$250.00	\$50.00	\$50.00		\$75.00	\$75.00	\$300.00	10/5/2018	Past due balance has been cleared and account is current
15079	McDermott, Brian	\$444.84	\$419.84				\$25.00	\$79.97	3/23/2018	Customer requested to email Statement of Account to him so he can review and clear balance asap. Late Notice will be sent
14791	Fong, Francis L	\$102.12	\$99.12				\$3.00	\$620.00	5/21/2018	\$3.00 past due is for Interest Invoice. Late Notice will be sent out
15300	Berg, Julia	\$615.00	\$220.00	\$220.00		\$175.00		\$120.00	10/12/2018	Final Notice has been sent, forward to Commercial for Termination.
15594	Mcvey, Troy	\$412.50	\$137.50	\$137.50		\$137.50		\$825.00	10/3/2018	Past due balance has been paid and account is current
7350	Consolidated Transportatio	\$592,609.78	\$591,037.84	\$625.95	\$883.35	\$62.64		\$115,370.85	11/14/2018	Past due balance has been paid
15699	Shut Up and Fish Guam	\$312.50	\$175.00	\$87.50		\$50.00		\$500.00	11/14/2018	Past due balance has been paid and account it current
13653	Yu, Niiko K.	\$120.00	\$40.00	\$40.00		\$40.00		\$240.00	11/14/2018	Past due balance has been paid and account it current

ACCT	NAME	OPEN	CURRENT	31-60	61-90	91-120	OVER 120	LAST PAID AMOUNT	LAST PAID DATE	REMARKS
14431	Quinata, Carlos/Amber Heri	\$551.90	\$277.34	\$225.00	\$24.78	\$24.78		\$1,077.12	10/25/2018	Past due balance has been paid and account is current
14911	Royal Cargo Guam, LLC	\$3,912.04			\$3,912.04			\$55.37	6/14/2018	Spoke to Juvy they received their 2nd Notice and they will pay by Monday. Final notice will be sent out
14526	Cementon Micronesia, LLC	\$3,615.57			\$3,615.57			\$18,237.30	11/1/2018	Late Notice Sent Out
14161	Isla Trucking	\$870.14	\$79.75	\$588.00	\$202.39			\$588.00	11/8/2018	2nd Notice Sent Out
15327	Petrick, Philip R.	\$221.14	-\$61.10	\$141.12	\$141.12			\$564.48	6/19/2018	Late Notice Sent Out
13121	Tidewater Distributors Inc	\$636.83	\$538.92		\$97.91			\$5,436.27	11/9/2018	2nd Notice Sent Out
15541	Island Cargo Support	\$75.74	-\$2.17		\$77.91			\$58.44	7/19/2018	Late Notice Sent Out
13422	Department of Agriculture	\$10,800.00		\$10,800.00				\$14,765.40	5/3/2018	Email was sent to Ms. Dora Perez, to follow up with her point of contact for Dept. of Agriculture
13044	Smithbridge Guam, Inc.	\$7,336.28	\$507.25	\$6,829.03				\$13,791.36	10/8/2018	Past due balance of \$2843.32 has been paid
13202	Department of Administrati	\$8,041.92	\$5,198.60	\$2,843.32				\$2,843.32	10/18/2018	Past due balance of \$2843.32 has been paid
14444	Office of the Governor of	\$8,159.80	\$7,046.34	\$1,113.46				\$1,113.46	10/2/2018	Past due balance \$1113.46 has been paid
9814	Fentress, Michael D.	\$910.98	\$85.98	\$825.00				\$300.00	6/19/2018	2nd Notice has been sent.
15784	Bradley, Daniel A.	\$962.50	\$137.50	\$825.00				\$137.50	11/9/2018	Balance has been paid, account is current
15549	Regis, John F.	\$425.00	\$162.50	\$262.50				\$590.00	11/9/2018	Balance has been paid, account is current
14384	Auto Marine Inc.	\$660.00	\$430.13	\$229.87				\$1,065.13	10/1/2018	Balance has been paid, account is current
15722	Butler, Stephen	\$440.00	\$220.00	\$220.00				\$220.00	10/31/2018	Balance has been paid, account is current
15526	Ovailles, Victor	\$275.00	\$137.50	\$137.50				\$137.50	11/6/2018	Balance has been paid, account is current
14061	AR Sunrise Canteen/Cateri	\$68.48	\$41.58	\$26.90				\$1,500.00	11/6/2018	Balance has been paid, account is current
14485	Rains, Julian T.	\$138.00	\$137.50	\$0.50				\$138.00	11/1/2018	Balance of \$0.50 has been paid
14642	Tristar Terminals Guam, In	\$232,392.25	\$232,392.25					\$250,362.15	11/5/2018	
10225	Mobil Oil Guam, Inc.	\$73,818.66	\$73,818.66					\$72,079.18	11/14/2018	
14171	Norton Lilly International	\$24,275.99	\$24,275.99					\$6,472.41	11/9/2018	
13696	Lotus Pacifica Trading, In	\$13,784.11	\$13,784.11					\$1,040.00	11/12/2018	
14610	U.S. Department of Homelan	\$11,420.42	\$11,420.42					\$2,545.24	11/9/2018	
8483	Scuba Company	\$5,200.80	\$5,200.80					\$7,120.78	10/29/2018	
15095	Chen, Steven	\$1,262.50	\$1,262.50					\$1,043.98	9/7/2018	
7763	Guam Dolphin's Marine Spor	\$1,139.88	\$1,139.88					\$1,924.09	11/1/2018	
15749	Lagutang, Herbert C.D.	\$990.00	\$990.00					\$1,320.00	10/11/2018	
14381	Apra Dive & Marine Sports,	\$953.67	\$953.67					\$1,568.20	10/16/2018	

ACCT	NAME	OPEN	CURRENT	31-60	61-90	91-120	OVER 120	LAST PAID AMOUNT	LAST PAID DATE	REMARKS
9822	Osakana Cruise, Inc/Fish E	\$510.00	\$510.00					\$510.00	11/7/2018	
15727	Cosas Di Famiglia Holdings	\$510.00	\$510.00					\$1,530.00	11/6/2018	
14482	Quinata, John M.	\$440.00	\$440.00					\$412.50	12/19/2016	
15387	BROCK, GREGORY	\$440.00	\$440.00					\$440.00	11/14/2018	
1490	Guam Telephone Authority	\$372.28	\$372.28					\$1,154.22	11/13/2018	
9831	Fish Hook Inc.	\$360.00	\$360.00					\$360.00	11/5/2018	
15759	Light, Phil	\$254.07	\$254.07					\$332.00	10/19/2018	
10778	Real World Diving	\$201.67	\$201.67					\$1,187.68	11/6/2018	
12527	Paynter, Neil	\$158.76	\$158.76					\$575.00	3/27/2018	
14535	Young, Dione & Jerry	\$150.00	\$150.00					\$150.00	10/31/2018	
15783	Bartlett, Daniel	\$150.00	\$150.00					\$100.00	10/31/2018	
14658	Phillip, Vincer	\$137.50	\$137.50					\$300.00	10/29/2018	
15774	Quinata, Jose M.	\$137.50	\$137.50					\$275.00	10/12/2018	
14537	Fredrick, Bruce & Dianne	\$125.00	\$125.00					\$805.00	9/7/2018	
15475	Tropical Island Marine Spo	\$123.90	\$123.90					\$594.30	11/5/2018	
10743	Poppe, Edward/FISH INC	\$105.00	\$105.00					\$80.00	9/26/2018	
15103	Collier, Ernest	\$75.00	\$75.00					\$220.00	11/13/2018	
12509	Hanley, Timothy F.	\$52.50	\$52.50					\$105.00	10/4/2018	
14447	Flores, Paul A	\$50.00	\$50.00					\$50.00	10/31/2018	
13089	Guam Fisherman's Cooperati	\$25.00	\$25.00					\$650.00	9/17/2018	
13532	Ahlf, Douglas J.	\$25.00	\$25.00					\$225.00	8/16/2018	
14850	Hartup, Jason	\$25.00	\$25.00					\$325.00	9/26/2018	
15088	Shida, Paul H.	\$25.00	\$25.00					\$280.00	9/20/2018	
15745	Traffic Tech Guam	\$0.06	\$0.06					\$55.92	10/8/2018	
14642	Tristar Terminals Guam, In	-\$0.01	-\$0.01					\$250,362.15	11/5/2018	
10524	Orcutt, Kenneth D.	-\$0.50	-\$0.50					\$137.50	11/13/2018	
11778	Dewitt Trans Services of G	-\$0.68	-\$0.68					\$118.04	10/12/2018	
15593	Guam Ocean Adventures, LLC	-\$5.12	-\$5.12					\$330.54	10/19/2018	
14409	Robinson, Merle Ann	-\$25.00	-\$25.00					\$192.00	3/14/2018	
1300	SANTOS, RAYMOND B.	-\$50.00	-\$50.00							
1609	NEDEDOG, CARMELITA C.	-\$50.00	-\$50.00					\$50.00	6/29/2018	
1749	CARBULLIDO, RITA B.	-\$50.00	-\$50.00					\$30.00	9/1/2017	
1957	DIAZ, GUSSEANNMARIE	-\$50.00	-\$50.00					\$50.00	8/29/2018	

ACCT	NAME	OPEN	CURRENT	31-60	61-90	91-120	OVER 120	LAST PAID AMOUNT	LAST PAID DATE	REMARKS
15207	SOUTH PACIFIC DREAM CORPOR	-\$50.00	-\$50.00					\$140.00	10/19/2018	
15429	Gilim, Grace	-\$50.00	-\$50.00					\$50.00	5/31/2018	
15488	Love, Rick	-\$50.00	-\$50.00					\$50.00	9/7/2018	
15527	Walsh, Joshua	-\$50.00	-\$50.00					\$50.00	6/25/2018	
15597	Gorman, John T.	-\$50.00	-\$50.00					\$50.00	6/13/2017	
15674	Ching, Donald	-\$50.00	-\$50.00					\$15.00	2/20/2018	
15677	Reinhardt, Kyle Christophe	-\$50.00	-\$50.00					\$50.00	3/26/2018	
15682	Marges, Liliyng D. T.	-\$50.00	-\$50.00							
15694	Hocog, Gerry J.	-\$50.00	-\$50.00							
15713	SCHEPER, ROBERT I.	-\$50.00	-\$50.00					\$50.00	3/16/2018	
15726	Garrido, Keoni L.	-\$50.00	-\$50.00					\$50.00	4/20/2018	
15758	Dunn, Timothy J.	-\$50.00	-\$50.00					\$50.00	6/19/2018	
15789	Figr, Esther	-\$50.00	-\$50.00					\$50.00	8/23/2018	
15792	Denton, Walter	-\$50.00	-\$50.00					\$50.00	8/31/2018	
14684	Guam Pak Express Inc.	-\$55.37	-\$55.37					\$55.37	9/26/2018	
14299	CANTON CONSTRUCTION	-\$67.28	-\$67.28					\$33.64	4/13/2018	
15507	TIKGAQ CONSTRUCTION, LLC	-\$100.00	-\$100.00					\$100.00	7/6/2018	
15748	Nugam, Henry L.	-\$100.00	-\$100.00					\$100.00	6/1/2018	
7624	Micronesian Divers Assoc,	-\$117.60	-\$117.60					\$117.60	11/5/2018	
13081	Watanabe, Akio/Fontana & C	-\$128.00	-\$128.00					\$147.00	4/10/2017	
14570	Terlaje, Glenn	-\$137.50	-\$137.50					\$137.50	1/4/2018	
15692	Jo, Myeongseon	-\$137.50	-\$137.50					\$390.96	6/27/2018	
14534	Martin, Dwight	-\$150.00	-\$150.00					\$1,000.00	9/28/2018	
13030	South Pacific Petroleum Co	-\$154.34	-\$154.34					\$29,742.00	11/14/2018	
14776	MARAD	-\$169.45	-\$169.45							
12394	Wong, Billy	-\$187.50	-\$187.50					\$262.50	9/19/2018	
1862	SANTOS, JOHN T.	-\$194.00	-\$194.00							
1500	Atlantis Guam	-\$214.95	-\$214.95					\$3,057.60	10/15/2018	
14907	Taitano, John	-\$216.00	-\$216.00					\$71.00	7/6/2018	
9638	Asmyayao Community School	-\$220.00	-\$220.00					\$220.00	7/26/2018	
9401	Tasi Tours Inc.	-\$244.62	-\$244.62					\$1,072.50	11/7/2018	
12338	Tembata, Masao DBA:Ten Boa	-\$262.50	-\$262.50					\$212.50	4/3/2018	
8336	Pacific Trucking Inc.	-\$292.38	-\$292.38					\$914.81	11/9/2018	

ACCT	NAME	OPEN	CURRENT	31-60	61-90	91-120	OVER 120	LAST PAID AMOUNT	LAST PAID DATE	REMARKS
15031	Asia Pacific Wholesalers	-\$342.31	-\$342.31					\$2,922.00	7/3/2018	
14290	DGX	-\$411.60	-\$411.60					\$411.60	11/14/2018	
1487	Guam Federation of Teacher	-\$859.00	-\$859.00							
9478	Triple B Forwarders	-\$1,067.38	-\$1,067.38					\$458.25	10/10/2018	
14778	IP&E Holding LLC	-\$526,924.12	-\$526,924.12					\$5,814.03	11/5/2018	
	TOTAL	\$5,092,122.10	\$4,230,951.58	\$624,806.86	\$28,428.91	\$15,103.44	\$192,831.31			

Supplier Name	Supplier Phone	CO	Balance Open	Current	61	90	91	120	121	Over
1485 Administrative Se	671 6476674/7550N	00050	1.00	1.00						
13280 American's Best El	671 6476402/5433T	00050	4827.83	4827.83						
8598 American Family L	671 6467873/ROMY	00050	45.01	45.01						
11805 American Printing	671 6467873/ROMY	00050	2235.00	2235.00						
11951 Atkins Kroll Inc.	671 6461876	00050	30428.00	30428.00						
15788 AGA Guam Chapter		00050	1900.00	1900.00						
14337 ALAN SEARLE & ASS	671 6424707	00050	3800.00	3800.00						
15333 ANTHONY'S AUTO AI	671 969-7100	00050	2130.00	2130.00						
15262 AWESOME HARDWARE	671 787-2663	00050	1246.88	1246.88						
11768 Benson Guam Enter	671 4777562(SALLY	00050	4919.81	4919.81						
13740 Benz Sign Supply	671 6493991(ARIANE	00050	285.71	285.71						
12239 Best AmeriCar Too	671 6465058(ELMA)	00050	1892.72	1892.72						
14660 BBR Micronesia Co	671 6397251	00050	13082.79	13082.79						
13495 BME & Son Inc	671 6323338/63754	00050	67442.68							67442.68
13174 Calvos Select Car	671 4726816	00050	3324.60	338.60						
11831 Cash		00050	1258.44	1258.44						
13684 Chang Chin Inc.	671 6494074	00050	528.44	128.44						
7131 Commercial Tire C	671 6333026(TIMELD	00050	1049.00	1049.00						
12106 Compacific	671 6376673/(R851	00050	399.00	198.00						
7683 Construction & Po	671 6491803/1804)	00050	548.14	548.14						
12107 Copy Express Prin	671 6462679/(FRANC	00050	188.14	188.14						
15241 CALVO OSCAR		00050	186.00	186.00						
2032 CHARQUILAF COLE	671 472-3957	00050	50.00	50.00						
13935 D.S.Y. Corporatio	671 6371687 (FE)	00050	1632.50	1632.50						
14510 Data Management R	671 6473674	00050	17002.50	17002.50						
11148 Dept. Plan & Tax (W		00050	1524.54	1524.54						
7755 Dept. Plumbing Se	671 6465946/(FRANC	00050	324.54	324.54						
11778 Dewit Trans Serv	671 6464442/(64818	00050	430.25	430.25						
15221 DELTA BUILDERS/OR	671 6086170	00050	172.25	195.25						
13603 DHT Express (USA)	972 6086170	00050	132.00	132.00						
15251 ECOLAR (GUAM) LLC	671 648-5221/797-	00050	543.22	543.22						
13618 ERC Trading, Inc.	671 7347789	00050	1398.22	1398.22						
14052 Far East Edimen	671 8886270/JOHNL	00050	23698.00	23698.00						
14763 Fastenal Company	671 6481406	00050	12827.82	12827.82						
11954 First Class Traya	671 6491543/5	00050	5287.95	5287.95						
9030 Foremost Crystal	671 6499782	00050	793.51	793.51						
14056 Gov't of Guam Ret		00050	113.41	113.41						
11477 Gov't of Guam Ret	671 7342196	00050	45354.63-	45354.63-						18.41
11447 Gov't of Guam Ret		00050	144.80	144.80						
13737 Gov't of Guam Ret		00050	242.09	242.09						
11455 Gov't of Guam Ret		00050	113.01	113.01						
9128 Graphic Center, I	671 4723370/4	00050	422.70	793.80						
7747 Guahan Waste Cont	671 4723370/3	00050	422.70	422.70						
1487 Guam Federation	671 7554190	00050	22.73	22.73						
8791 Guam Financial Co	671 4723370/4	00050	81.58	81.58						
14507 Guam Home Care	671 6461464 (EDDIE	00050	1143.55	1143.55						
11786 Guam K-Me Unibesa	671 6461464	00050	1712.58	1712.58						
14238 Guam Modern Office	671 6492928	00050	1635.90	1635.90						
7883 Guam Modern Autho	671 6552569 (AGAT)	00050	183565.38	183565.38						
1491 Guam Telephone Au	671 6462100/(350)	00050	16062.38	16062.38						
12126 Guam Malewotiks A	671 6471807 (ROSE)	00050	16023.09	38692.47						
15226 Guam Malewotiks A	671 6471807	00050	1026.67	1026.67						
15276 GUAMWAVE VENTURES,	671 727-9853	00050	4933.52	4933.52						
2019 GUERRERO, KODY P.	671 727-3813	00050	350.00	350.00						
14761 G4S Security Syst	671 6468341	00050	435989.85	10764.12						414461.61

Port Authority of Guam
Accounts Payable Summary

Supplier	Supplier Name	Phone	Co	Balance Open	Current	61	90	91	120	Aging	121	Over
14920	Heavy Equipment P	671 6889401	00050	550.00	640.00							
14528	Highway Safety Se	671 6429581	00050	640.00	4356.13							
14320	Home Depot Pacific	671 6480440	00050	4356.13	911.58							
91867	Hydralin Pacific	671 6439842	00050	911.58	1620.08							
15332	Hydralin Pacific	671 6324926	00050	1620.08	7675.71							
13802	HAMMORNE PACIFIC	671 6462118	00050	7675.71	2983.00							
91522	HFP Industrial Pr	671 8489345	00050	2983.00	8169.56							
14092	I Connetel	671 8888888	00050	8169.56	1000.00							
14162	Industrial Hygien	671 7340749	00050	1000.00	256.82							
9898	Industrial Revenue	671 6465261	00050	256.82	1764.00							
9224	Industrial Equipment	671 482-9546	00050	1764.00								
2021	IRIRTE, UAGOB Q.	671 482-9546	00050	350.00								
12034	IRIRTE, UAGOB Q.	671 482-9546	00050	350.00								
11854	J.C. Marketing	671 6326330	00050	17.81	659.44							
13283	J.C. Marketing	671 4277734	00050	659.44	2200.00							
13291	J.T. ANGOCO & SON	671 4409534	00050	2200.00	1635.30							
13703	J.T. Angoco & Son	671 4409534	00050	1635.30	13280.00							
13323	J&B Moderm Tech	671 6405524	00050	13280.00	990.00							
13982	JMC Equipment Rn	671 7899586	00050	990.00	290.00							
13982	JOHNSTONE SUPPLY	671 6858296	00050	290.00	1686.80							
14942	JTC Services Guam	671 4739581	00050	1686.80	2839.48							
13803	Koranda Coles Guam	671 4329001	00050	2839.48	118084.05							
14048	Lagu Sanifation	671 6256681	00050	118084.05	7029.00							
7376	Mapson Navigation	671 4755961	00050	7029.00	115806.33							
14490	Mendiola Metairie	671 6325160	00050	115806.33	50.00							
10188	Mig-Pac FarEast	671 6451997	00050	50.00	2742.00							
10250	Morric Equipment	671 682-2264	00050	2742.00	58921.69							
2022	MEERS LEANN M	671 682-2264	00050	58921.69	45190.29							
2022	MIZUSAWA, KIRI K.	671 2624325	00050	45190.29	350.00							
13684	MW (GWA), KIRI K.	671 2624325	00050	350.00	1715.00							
15795	MORPHO USA INC	671 2122400	00050	1715.00	125.25							
10330	NABAALO PAICS	671 6326644	00050	125.25	2073.04							
10356	NABAALO PAICS	671 6326644	00050	2073.04	2995.00							
14711	National Trading S	671 6451113	00050	2995.00	2476.00							
14450	Nel Plc Guarding	671 6466389	00050	2476.00	7340.00							
10399	Nel Plc Guarding	671 6466389	00050	7340.00	170.00							
14349	Opticic Dumber, I	671 6450111	00050	170.00	687.00							
11811	Pacific Daily New	671 6421125	00050	687.00	866.00							
10516	Pacific Daily New	671 6421125	00050	866.00	2313.48							
13196	Pacific Data Syst	671 6424361	00050	2313.48	4165.98							
15668	Pacific Human Res	671 4715365	00050	4165.98	4100.00							
1515	Pacific Holding M	671 4722222	00050	4100.00	1285.74							
14831	Phillips Indg Bldr	671 4722222	00050	1285.74	73129.90							
14902	Propacffi Buidle	671 4722222	00050	73129.90	41670.00							
14631	Propacffi Buidle	671 4722222	00050	41670.00	833.34							
11432	PUDC Offi Buidle	671 4721307	00050	833.34	50.00							
15341	PUDC Offi Buidle	671 4721307	00050	50.00	1455.18							
15144	PUDC Offi Buidle	671 4721307	00050	1455.18	15241.25							
10823	R&T GARCIA LLC, D	671 6469287	00050	15241.25	1455.18							
10823	R&T GARCIA LLC, D	671 6469287	00050	1455.18	15241.30							
70623	Regelion Supply, C	671 6466431	00050	15241.30	1701.50							
13522	Regelion Supply, C	671 6466431	00050	1701.50	100.00							
14664	Samuel Esc System	671 6487425	00050	100.00	575.80							
13559	Samuel Esc System	671 6487425	00050	575.80	3900.90							
13030	Samuel Esc System	671 6487425	00050	3900.90	50197.39							
2022	SARAS FUNDOPH C.	671 4728891	00050	50197.39	350.00							
15630	SARAS FUNDOPH C.	671 4728891	00050	350.00	885.00							
	SOURCE KITE INC	671 477-3270	00050	885.00								

350.00

732.00

13631.40

350.00

350.00

17.81

Port Authority of Guam
Accounts Payable Summary

Supplier	Supplier Name	Phone	Co	Balance Open	Current	61 - 90	91 - 120	Aging 121 - 0	Over
14864	STANDARD INSURANC	971 3212091	00050	51.65	51.65				0
15617	Taimanglo, Nathan	777-2262	00050	50.00	50.00				0
15398	TerLaje, Miguel T	671 4728337	00050	50.00					0
13417	The T-Factory	671 4728337	00050	238.95					0
11983	Treasurer of Guam	671 6496050	00050	12497.90	12497.90				0
14212	Triple J. Motors	671 5652300	00050	1454.06	1454.06				0
14662	Tristar Terminals	671 6388133	00050	21328.89	20842.77				486.12
11615	Tsang Brothers Co	671 788-7054	00050	2743.30	2743.30				0
2020	TAIJEKON, NIKKI A	671 4775931	00050	350.00					0
1871	TAITANO, MARIA D.	671 4775931	00050	50.00	50.00				0
15335	TECH AUTO AIR COR	671 6469664	00050	760.00	760.00				0
15432	TRACK ME GUAM, LL	671 6496345	00050	6708.00	6708.00				0
11623	Unitek Environment	671 5653151	00050	108610.00	5000.00				103610.00
15136	Vernon Company (P	671 4726917	00050	13590.00	13590.00				0
11956	Workers Compensat	671 4726917	00050	50960.95	48330.95				2630.00
14197	WSP/Parsons Brinc	671 9884554	00050	14438.00	14438.00				0
7253	Xerox Corporation	671 4779456/9495	00050	18170.49	18170.49				0
00050	Port Authority of Guam			1788892.50	1045604.63	10764.12			732523.75
	Grand Total			1788892.50	1045604.63	10764.12			732523.75

PORT AUTHORITY OF GUAM

Crane Surcharge					9.50%	BOG 0101-330971 50.1122.BOGCRANE	
60.5851					Sinking	Bank Bal.	
Date	Description	Amount	Balance	Remarks	Fund	Amount	Date
9/30/2017	Balance Forwarded		(908,173.42)		3,926,567.26	4,883,632.60	
10/20/2017	Loan Payment	(101,426.79)	(1,009,600.21)				
10/31/2017	Pola Insurance Prem	(260,000.00)	(1,269,600.21)			204,190.30	10/4/2017
10/31/2017	Revenues	494,843.35	(774,756.86)			344,045.55	10/25/2017
10/31/2017	Depreciation	\$ (66,666.67)	(841,423.53)			544.41	10/31/2017
10/31/2017	Pola 14 Exp 70.8390	(8,866.77)	(850,290.30)				
	Pola 16 Exp 70.8391	\$ (13,274.48)	(863,564.78)				
	Pola 17 Exp 70.8392	\$ (8,334.50)	(871,899.28)				
10/31/2017	Reserve	\$ (47,010.12)	(918,909.40)		47,010.12		
	PMC	\$ -	(918,909.40)				
11/20/2017	Loan Payment	(101,426.79)	(1,020,336.19)			140,800.00	11/14/2017
11/30/2017	Revenues	499,525.40	(520,810.79)			23,655.86	11/22/2017
11/30/2017	Depreciation	\$ (66,666.67)	(587,477.46)			566.15	11/30/2017
11/30/2017	Pola 14 Exp 70.8390	(18,535.85)	(606,013.31)			468,998.64	11/30/2017
	Pola 16 Exp 70.8391	\$ (14,875.66)	(620,888.97)				
	Pola 17 Exp 70.8392	(17,380.50)	(638,269.47)				
11/30/2017	Reserve	(47,454.91)	(685,724.38)		47,454.91		
	PMC	-	(685,724.38)				
12/20/2017	Loan Payment	(101,426.79)	(787,151.17)				
12/31/2017	Revenues	589,306.12	(197,845.05)				
12/31/2017	Depreciation	\$ (66,666.67)	(264,511.72)				
12/31/2017	Pola 14 Exp 70.8390	(4,152.73)	(268,664.45)				
	Pola 16 Exp 70.8391	\$ (8,209.20)	(276,873.65)			381,241.16	12/6/2017
	Pola 17 Exp 70.8392	\$ (4,967.32)	(281,840.97)			185,924.31	12/20/2017
12/31/2017	Reserve	\$ (55,984.08)	(337,825.05)		\$ 55,984.08	23,964.24	12/29/2017
	PMC	-	(337,825.05)			683.67	12/31/2017
1/20/2018	Loan Payment	(101,426.79)	(439,251.84)				
1/31/2018	Revenues	460,338.30	21,086.46				
1/31/2018	Depreciation	\$ (66,666.67)	(45,580.21)				
1/31/2018	Pola 14 Exp 70.8390	(51,670.59)	(97,250.80)			706.77	1/31/2018
1/31/2018	Pola 16 Exp 70.8391	\$ (60,425.57)	(157,676.37)				
1/31/2018	Pola 17 Exp 70.8392	\$ (26,388.23)	(184,064.60)				
1/31/2018	Reserve	(43,732.14)	(227,796.74)		43,732.14		
1/31/2018	PMC	\$ (38,738.71)	(266,535.45)				
2/20/2018	Loan Payment	(101,426.79)	(367,962.24)				
2/28/2018	Revenues	\$ 451,382.86	83,420.62				
2/28/2018	Depreciation	\$ (66,666.67)	16,753.95				
2/28/2018	Pola 14 Exp 70.8390	(16,808.51)	(54.56)				
2/28/2018	Pola 16 Exp 70.8391	\$ (13,141.30)	(13,195.86)				
2/28/2018	Pola 17 Exp 70.8392	(2,379.69)	(15,575.55)				
2/28/2018	Reserve	(42,881.37)	(58,456.92)		\$ 42,881.37	638.52	2/28/2018
2/28/2018	PMC	\$ (8,374.00)	(66,830.92)				
3/20/2018	Loan Payment	(101,426.79)	(168,257.71)				
3/31/2018	Revenues	494,773.15	326,515.44				
3/31/2018	Depreciation	\$ (66,666.67)	259,848.77				
3/31/2018	Pola 14 Exp 70.8390	\$ (19,565.44)	240,283.33				
3/31/2018	Pola 16 Exp 70.8391	\$ (24,871.06)	215,412.27				
3/31/2018	Pola 17 Exp 70.8392	\$ (30,030.68)	185,381.59				
3/31/2018	Reserve	\$ (47,003.45)	138,378.14		\$ 47,003.45	707.00	3/31/2018

PORT AUTHORITY OF GUAM

Crane Surcharge					9.50%	BOG 0101-330971 50.1122.BOGCRANE	
60.5851					Sinking	Bank Bal.	
Date	Description	Amount	Balance	Remarks	Fund	Amount	Date
3/31/2018	PMC	\$ (45,362.65)	93,015.49				
4/20/2018	Loan Payment	(101,426.79)	(8,411.30)				
4/30/2018	Revenues	482,778.15	474,366.85				
4/30/2018	Depreciation	\$ (66,666.67)	407,700.18				
4/30/2018	Pola 14 Exp 70.8390	\$ (9,928.01)	397,772.17				
4/30/2018	Pola 16 Exp 70.8391	(14,201.37)	383,570.80				
4/30/2018	Pola 17 Exp 70.8392	(11,249.07)	372,321.73				
4/30/2018	Reserve	(45,863.92)	326,457.80		45,863.92	684.27	4/30/2018
4/30/2018	PMC	(40,224.35)	286,233.45				
5/31/2018	Loan Payment	(101,426.79)	184,806.66				
5/31/2018	Revenues	547,513.20	732,319.86				
5/31/2018	Depreciation	\$ (66,666.67)	665,653.19				
5/31/2018	Pola 14 Exp 70.8390	(15,433.20)	650,219.99				
5/31/2018	Pola 16 Exp 70.8391	(108,988.34)	541,231.65				
5/31/2018	Pola 17 Exp 70.8392	(119,442.52)	421,789.13			78,099.12	5/25/2018
5/31/2018	Reserve	(52,013.75)	369,775.38		52,013.75	707.95	5/31/2018
5/31/2018	PMC	(9,540.00)	360,235.38				
6/20/2018	Loan Payment	(101,426.79)	258,808.59				
6/30/2018	Revenues	500,543.35	759,351.94				
6/30/2018	Depreciation	\$ (66,666.67)	692,685.27				
6/30/2018	Pola 14 Exp 70.8390	\$ (6,949.57)	685,735.70				
6/30/2018	Pola 16 Exp 70.8391	\$ (574.48)	685,161.22				
6/30/2018	Pola 17 Exp 70.8392	(8,518.98)	676,642.24				
6/30/2018	Reserve	\$ (47,551.62)	629,090.62		47,551.62	48239.78	6/28/2018
6/30/2018	PMC	-	629,090.62			692.76	6/30/2018
7/20/2018	Loan Payment	-	629,090.62				
7/31/2018	Revenues	472,345.70	1,101,436.32				
7/31/2018	Depreciation	\$ (66,666.67)	1,034,769.65				
7/31/2018	Pola 14 Exp 70.8390	(12,835.66)	1,021,933.99				
7/31/2018	Pola 16 Exp 70.8391	(38,124.80)	983,809.19			348,817.01	7/17/2018
7/31/2018	Pola 17 Exp 70.8392	(16,783.33)	967,025.86			737.43	7/31/2018
7/31/2018	Reserve	(44,872.84)	922,153.02		\$ 44,872.84		
7/31/2018	PMC	-	922,153.02				
8/20/2018	Loan Payment	-	922,153.02				
8/31/2018	Revenues	485,995.60	1,408,148.62				
8/31/2018	Depreciation	\$ (66,666.67)	1,341,481.95				
8/31/2018	Pola 14 Exp 70.8390	(22,633.62)	1,318,848.33				
8/31/2018	Pola 16 Exp 70.8391	\$ (28,150.27)	1,290,698.06			790.08	8/31/2018
8/31/2018	Pola 17 Exp 70.8392	(71,950.77)	1,218,747.29			428,229.65	8/31/2018
8/31/2018	Reserve	(46,169.58)	1,172,577.71		\$ 46,169.58		
8/31/2018	PMC	-	1,172,577.71				
9/30/2018	Revenues	478,860.85	1,651,438.56				
9/30/2018	Depreciation	\$ (66,666.67)	1,584,771.89				
9/30/2018	Pola 14 Exp 70.8390	\$ (4,796.36)	1,579,975.53				
9/30/2018	Pola 16 Exp 70.8391	-	1,579,975.53			830.33	9/30/2018
9/30/2018	Pola 17 Exp 70.8392	(9,331.47)	1,570,644.06			798,201.45	9/30/2018
9/30/2018	Reserve	(45,491.78)	1,525,152.28		45,491.78		
9/30/2018	PMC	(33,898.57)	1,491,253.71		342,000.00		
9/30/2018	Maintenance	(1,455,174.13)	36,079.58		4,834,596.83	8,366,329.01	

FEDERAL GRANT/LOANS & LOCAL FUNDING PROGRAMS
FY2018 Port Modernization Plan
Grant Strategy - Monthly Update

December 26, 2018

Summary Sheet of Funding/Financing

Port Modernization	Approved Amount	Expenditures	Remaining Balance	NOTES
Modernization	\$ 13,744,530.00	\$ -	\$ 13,744,530.00	\$2.8M MARAD \$10M US DOT TIGER GRANT H-Wharf \$900K OEA
Security	\$ 2,293,135.00	\$ 1,012,070.50	\$ 1,281,064.50	Port Security Grants
Marinas	\$ 566,006.60	\$ 35,776.40	\$ 530,230.20	BIG Tier I Sport Fish Restoration
Port Police	\$ 15,000.00	\$ -	\$ 15,000.00	Section 402 Highway Safety Funds
Grand Totals:	\$ 16,618,671.60	\$ 1,047,846.90	\$ 15,570,824.70	

Applications Pending	Requested Amount	NOTES
Port Police	\$ 20,000.00	DPW Office of Highway Safety
Grand Totals:	\$ 20,000.00	

PORT AUTHORITY OF GUAM - FEDERAL GRANT FUNDING PROGRAMS

Wednesday, December 26, 2018

I. Port Modernization

ITEM	GRANT #	PROJECT NAME	Federal or Local Agency	Notice to Proceed	% Completed	Award Date / End Date	Award Amount	Draw Down Submitted	Remaining Balance	STATUS:
FY2010-01 FY2019-01	Port Enterprise Fund	1. Guam Commercial Port Improvement Program COMPLETE 2. Port of Guam Construction Deficiencies and Equipment Purchases	DoD to DOT Maritime Administration (MARAD)	9/22/2010 6/18/2018	0.0%	9/22/2010 - 9/22/2015 6/18/2018 - 12/31/2018	\$ 2,844,530.00	\$ -	\$ 2,844,530.00	Purchase Order for the acquisition of 2 ton lifters has been issued to Morrice. Other projects SOV are complete and ready for announcement.
FY2016-01	DTMA91G1600007	Rehabilitation of "H" Wharf	US DOT Maritime Administration (MARAD)		0.0%	7/29/2016	\$ 10,000,000.00	\$ -	\$ 10,000,000.00	Status Quo. Updates to design completed by WSP. Ongoing permit review and updates by local & federal regulatory agencies. Additional archeological survey has been requested by SHPO and coordination for this service is ongoing.
FY2018-02	GR882-18-01	Owner's Agent Engineer Support Services	Office of Economic Adjustment (OEA) DoD		0.0%	05/01/2018 - 12/31/2019	\$ 900,000.00	\$ -	\$ 900,000.00	TO 7 work is ongoing.
GRAND TOTAL GRANTS FOR MODERNIZATION:							\$ 13,744,530.00	\$ -	\$ 13,744,530.00	0.0%

II. SECURITY

ITEM	GRANT #	PROJECT NAME	Federal or Local Agency	Notice to Proceed	% Completed	Award Date / End Date	Award Amount	Draw Down Submitted	Remaining Balance	STATUS:
FY2015-01	EMW-2015-FU-00261	Maintenance and Sustainment Contract for the Port Command Center Port-Wide CCTV and Access Control Systems	FEMA Port Security Grant	30-Sep-15	100.0%	09/01/2015 - 08/31/2018	\$ 178,070.00	\$ 178,070.00	\$ 0	Project completed. No maintenance/sustainment agreement in place. New agreement will be processed through GSA.
FY2015-02	EMW-2015-FU-00761	Upgrade and Refurbishment of Existing Damaged Security Light Poles and Fixtures at Strategic Port Locations	FEMA Port Security Grant	30-Sep-15	99.9%	09/01/2015 - 08/31/2018	\$ 317,827.00	\$ 317,353.90	\$ 473.10	Project completed.
FY2015-01	FEMA Hazard Mitigation Assistance Grant Program	PAG Warehouse 1 Hardening Project	FEMA Hazard Mitigation Program		100.0%	08/25/2016 - 09/31/2018	\$ 75,629.00	\$ 75,629.00	\$ 0	Project completed.
FY2016-01	EMW-2016-FU-00523-501	Acquisition & Installation of Additional Cameras at Strategic Port Facilities.	FEMA Port Security Grant		0.0%		\$ 174,849.00	\$ -	\$ 174,849.00	Status Quo. Police Division is aware of grant end date; procurement process requirements being compiled by Port Police.
FY2016-02	EMW-2016-FU-00523-501	Upgrade & Refurbishment of Existing Damaged Security Light Poles at Strategic Port Locations	FEMA Port Security Grant		81.7%		\$ 475,011.00	\$ 387,867.60	\$ 87,143.40	Project ongoing.
FY2017-01	EMW-2017-FU-00177-501	Refurbishment and Hardening of Load Center Buildings Housing Prime Power Generators	FEMA Port Security Grant	9/18/2017	0.0%	09/01/2017 - 08/31/2020	\$ 384,469.00	\$ -	\$ 384,469.00	Status Quo. SOV has been completed. Per Engineering Division, requisition will be entered on or before Dec. 2018.
FY2017-02	EMW-2017-FU-00177-501	Maintenance and Sustainment Contract for Prime Power Generators	FEMA Port Security Grant	9/18/2017	0.0%	09/01/2017 - 08/31/2020	\$ 179,550.00	\$ -	\$ 179,550.00	Procurement ongoing. Announcement anticipated to be early Jan. 2019
FY2017-03	EMW-2017-FU-00177-501	US Coast Guard Multi Agency National Association of State Boating Law Administrators (NASBLA) Training for Port Police	FEMA Port Security Grant	9/18/2017	94.5%	09/01/2017 - 08/31/2020	\$ 56,250.00	\$ 53,150.00	\$ 3,100.00	Project completed.
FY2018-01	EMW-2018-FU-00441-501	Replacement CCTV System Existing Analog Camera with Digital IP Cameras	FEMA Port Security Grant		0.0%	09/01/2018 - 8/30/2021	\$ 160,867.00	\$ -	\$ 160,867.00	Grant Adjustment Notice has been received by the Port releasing the hold on the funds. Port can now move forward with procurement of service.
FY2018-02	EMW-2018-FU-00441-501	IDEN Technology Redundant Interoperable Communications System Monthly Service	FEMA Port Security Grant		0.0%	09/01/2018 - 8/30/2021	\$ 94,944.00	\$ -	\$ 94,944.00	Grant Adjustment Notice has been received by the Port releasing the hold on the funds. Port can now move forward with procurement of service.
FY2018-03	EMW-2018-FU-00441-501	Maintenance and Sustainment Contract for FEMA-required AS&E ZBV Backscatter X-Ray Van	FEMA Port Security Grant		0.0%	09/01/2018 - 8/30/2021	\$ 195,669.00	\$ -	\$ 195,669.00	Grant Adjustment Notice has been received by the Port releasing the hold on the funds. Port can now move forward with procurement of service.
GRAND TOTAL FOR SECURITY:							\$ 2,293,135.00	\$ 1,012,070.50	\$ 1,281,064.50	43.3%

III. MARINAS

ITEM	GRANT #	PROJECT NAME	Federal or Local Agency	Notice to Proceed	% Completed	Award Date / End Date	Award Amount	Draw Down Submitted	Remaining Balance	STATUS:
FP2014-03	F14AP00191	Renovation of the Guam Harbor of Refuge Phase 2 - A/E Design, Repairs to Mooring, Acquisition of Pump out System & Shelter/Housing	DOI/FRWS/Dept. of Ag/DAWR	Pending Approval of Revised MOU	26.1%	10/26/2013 - 9/30/2019	\$ 56,484.60	\$ 14,765.40	\$ 41,719.20	Grant Amount Adjusted to \$56,484.60 as indicated on MOU. Revised MOU was reviewed by PAG legal counsel. DOAg will process MOU and obtain all the necessary signatures.
FP2016-01	F16AP00261	Harbor of Refuge Moorage Repairs - Phase 3	DOI/FRWS/Dept. of Ag/DAWR	Pending Approval of Revised MOU	0.0%	11/1/2015 - 9/30/2019	\$ 200,000.00	\$ -	\$ 200,000.00	Revised MOU was reviewed by PAG legal counsel. DOAg will process MOU and obtain all the necessary signatures.
FP2017-01	F17AP00486	Harbor of Refuge Moorage Repairs - Phase 4	DOI/FRWS/Dept. of Ag/DAWR	Pending Approval of MOU	0.0%	10/1/2017 - 9/30/2019	\$ 200,000.00	\$ -	\$ 200,000.00	Revised MOU was reviewed by PAG legal counsel. DOAg will process MOU and obtain all the necessary signatures.
FP2016-02	F16AF00566	Agat Marina Demolition of Dock B	DOI/FRWS/Dept. of Ag/DAWR	10/11/2018	19.2%	6/1/2016 - 9/30/2019	\$ 109,522.00	\$ 21,011.00	\$ 88,511.00	Pending \$10,800.00 in reimbursement from DOAg. NTP issued by FRWS and DOAg/DAWR on 10/11/2018. Permits being obtained at local and federal regulatory agencies by Contractor.
GRAND TOTAL FOR MARINAS:							\$ 566,006.60	\$ 35,776.40	\$ 530,230.20	11.3%

IV. PORT POLICE HIGHWAY SAFETY

ITEM	GRANT #	PROJECT NAME	Federal or Local Agency	Notice to Proceed	% Completed	Award Date / End Date	Award Amount	Draw Down Submitted	Remaining Balance	STATUS:
FP2019-01	Project Number: FT19-03-03PPD	Port Police - Section 402 Highway Safety Funds - Operation A (at He Hilo (Watch Out!))	Department of Public Works/Office of Highway Safety	Pending	0.0%	10/12/2018 - 9/30/2019	\$ 15,000.00	\$ -	\$ 15,000.00	Pending Notification to Proceed (NTP) from OHS.
GRAND TOTAL FOR HIGHWAY SAFETY:							\$ 15,000.00	\$ -	\$ 15,000.00	0%

V. OTHER - POTENTIAL FUTURE GRANTS

ITEM	POTENTIAL FUTURE GRANTS	PROJECT NAME	Federal or Local Agency	COMMENTS	PAG Estimated Cost Share/Matching	Federal Cost Share	Total Amount	STATUS:
FP2019-01	Submitted to OPV OHS	Port Police - Section 402 Highway Safety Funds - Operation A (at He Hilo (Watch Out!))	Department of Public Works/Office of Highway Safety		\$ -	\$ 20,000.00	\$ 20,000.00	Submitted to Department of Public Works Office of Highway Safety on April 13, 2018. Subject for review and approval.
Potential Future Grants:					\$ -	\$ 20,000.00	\$ 20,000.00	

PORT AUTHORITY OF GUAM
CONTRACT SUMMARY UPDATE

No.	Consultant/Vendor	Type of Service	Solicitation Method Reference No.	Division	Contract Term	Initial Term	Expiration After Options	Next Renewal Due Date	Annual Amount (Comments / Notes)
PROFESSIONAL SERVICES									
1	N.C. Macario & Assoc.	A/E Design and Consulting Services	RFP-016-002	Engineering	2 years with option to renew for 1 additional year	10/07/16 to 10/06/18	10/7/2019	-	Not to exceed \$480,000.00
2	G4S	Implementation & Integration of TOS	RFP-013-004	IT	5 years	2014 to 2019	-	3/17/19	TO2 - \$4.4Million
3	A1 - Guam WEBZ	Web Development, Hosting, Support and Maintenance Svcs	RFP-014-006	IT	3 yrs w/ options NTE 5yr	04/03/2015 to 04/02/2018	4/2/2020	4/2/2018	Fees based on rates
4	Alan Searle	Classification Position Maintenance	RFP-014-001	HR	1 yr w/ option NTE 5 yr	06/01/14 to 05/31/15	-	5/31/2019	\$73,000.00
5	AM Insurance	Insurance Coverages	GSA/PAG-020-17	Finance	5 years	10/01/2017 to 09/30/2022	9/30/2022	9/30/2018	Premium based
6	AM Insurance	Workers Compensation Coverages	GSA-001-15	Finance	1 year - 2017 to 2018	8/1/2018 to 7/31/2019 exercised option	7/31/2019	7/31/2019	\$50,000.00
7	Matson	Matson-Technical Support Services	RFP-016-003	EQMR	Extended from 11/4/2018 to 5/4/2019, pending SAAG and PAG Approval	11/4/16 to 11/3/17	5/4/2019	5/4/2019	490,000.00
8	Bank of Guam	Banking Services	RFP-014-004	Finance	5 years	6/1/14 to 5/31/19	5/31/2020	5/31/2019	Fees based on rates
9	A/E New Port Admin Bldg	A/E Design and Consulting Services for New Port Admin Bldg.	RFP-017-001	Engineering	Recommended by Legal Counsel to Cancel				CANCELLED due to unavailability of funds
10	IRIS, LTD	Risk Management Consultant	RFP-014-005	Finance	Expired	Pending Scope of Work			
11	OMEGA Safety	OSHA Training & Certification Services for Maritime Terminal Operations	RFP-017-003	Human Resources	3yr w/ 2- 1yr options NTE 5 years	8/13/2018 to 8/13/2021	8/13/2023	8/13/2021	Fees based on rates
12	Pacific Human Resources, Inc.	Drug Free Workplace Program	RFP-015-002	Human Resources	3 yr. w/ 2 options NTE 5 years	03/19/15 to 03/18/2018	3/18/2020	3/18/2019	Fees based on rates
13	Phillips & Bordallo	Legal Services	RFP-015-004	Corporate	1 yr w/options NTE 4 years	06/17/15 to 06/16/2016	6/16/2019	6/16/2018	Fees based on rates
14	TakeCare dba: FHP	Medical Examination Services	RFP-017-002	Human Resources	3 yr. w/ 2 options NTE 5 years	9/21/17 to 9/20/20	9/20/2022	9/20/2020	Fees based on rates
15	Pro Marine Technology	Underwater Assessment & Inspection Services	RFP-015-001	HarborMstr	2 yrs w/ 3 options NTE 5yr	07/17/15 to 07/16/2017	7/16/2020	7/17/2019	Task Order Based
16	Tristar Terminals, Inc.	M & O of F-1 Fuel Pier Facility	RFP-013-003	Engineering	5 years	04/01/14 to 03/31/19	3/31/2019	3/31/2019	Fees based on rates
17	Unitek Environmental-Guam	Environmental Consulting Services-SWPP Compliance	RFP-014-002	Engineering	1 yr w/ option NTE 5 yr	07/01/14 to 06/30/15	7/9/2019	-	Task Order Based

PORT AUTHORITY OF GUAM
CONTRACT SUMMARY UPDATE

No	Consultant/Vendor	Type of Service	Solicitation Method Reference No.	Division	Contract Term	Initial Term	Expiration After Options	Next Renewal Due Date	Annual Amount (Comments /Notes)
18	Deloitte & Touche	Annual Independent Audit Services	RFP-018-003	Fiscal	FY18, FY19, FY20, w/ 1Yr Option	FY18, FY19, FY20, w/ 1Yr Option	Dec. 2021	Bid Opened: 9/7/2018	Contract at Legal for signature. GM's final signature will execute contract.
19	Parsons Brinckerhoff /WSP	OAE - Owner Agent Engineer	RFP-015-003	Planning	1 yr w/ 4 options NTE 5 yrs	9/9/15 to 9/8/18 exercised options	9/8/2020	9/8/2019	\$2.58mil
20	Nick Captain and Assoc.	Appraisal Consulting Services	RFP-016-001	Commercial	3yrs w/ 2 options NTE 5yrs	4/13/16 to 4/12/19	4/12/2021	4/12/2019	Task Order Based
CONSTRUCTION CONTRACTS									
No	Consultant/Vendor	Type of Service	Solicitation Method Reference No.	Division	Contract Term	Initial Term	Expiration After Options	Next Renewal Due Date	Annual Amount (Comments /Notes)
1	ProPacific Builders Corp.	CIP/Safety/Stevodore Demolition and Renovation	IFB-CIP-017-001	CIP	182 calendar days	COMPLETED			\$349,000.00
2	Korando Corporation	Concrete Asphalt Pavement and Fire Hydrant Repairs	IFB-CIP-17-002	CIP	240 calendar days	ONGOING - Project commenced: 9/4/18			\$2.7 Mil
3	BBR Micronesia Corp	Removal/Supply & Installation of 3 Roll up Doors & 2 side entrance doors	IFB-CIP-17-003	CIP	180 calendar days	COMPLETED			\$111,900.00
4	Canton Construction	Agat Marina Demolition and Removal of Dock "B"	IFB-CIP-018-001	CIP	120 calendar days	NTP commencement date: Dec 27, 2018. Completion expected by April 26, 2019.			\$50,243.67
5	ProPacific Builders Corp.	Design/Build to Supply & Install 8,000 Gal. Double Wall Fuel Tank w/ Fuel Dispenser & Appturances	IFB-CIP-018-002	CIP	182 Calendar days up	ONGOING - Project commencement: 7/16/18			\$272,000.00
6	AYM International	Trench Drain Repairs and Upgrade	IFB-CIP-018-003	CIP	182 Calendar Days	ONGOING - Project commencement: 11/26/18			\$456,759.30
7	Jones & Guerrero	Steel Poles and Solar LED Lighting Installation	IFB-CIP-018-004	CIP	243 Calendar Days	ONGOING - Project commenced: 9/10/18			\$336,561.02

Port Authority of Guam
Capital Improvement Projects
Engineering Division
Summary Status

As of December 21, 2018

Fact Sheet No. 76

Project:	Marine SLE Project, Wharf Repairs
Project No.:	IFB No. PAG-CIP-014-005
Project Amount:	\$4,541,635.00
Funding Source:	Port Authority of Guam
Contractor:	BME & Sons, Inc.
Construction Manager:	EMPSCO & Port Engineering/CIP Division
Notice to proceed:	January 5, 2015
Project Completion:	May 17, 2016
Work Status:	Project completed.
	Contractor disputing Change Order No. 6. Pending status on Contractor and PAG Management

Project:	Container Yard Asphalt, Concrete Pavement and Fire Hydrant Valve Repairs
Project No.:	IFB No. PAG-CIP-017-002
Project Amount:	\$2,770,379.98
Funding Source:	Port Authority of Guam – FMF
Contractor:	Korando Corporation
Construction Manager:	PAG Engineering
Notice to Proceed:	September 4, 2018
Project Completion:	240 Calendar days
Work Status:	As per December 10, 2018 Asphalt concrete pavement was substantially completed at area "N" and area "O". Percentage of work accomplish as of December 18, 2018 is 32.20%. Korando Corporation continue working at area "P" and "Q". Asphalt paving is tentatively schedule on December 26, 2018.

Project:	A/E Design Consultant Services
Project No.:	RFP No. PAG-016-002
Project Amount:	IDIQ Contract
Funding Source:	Port Authority of Guam
A/E Consultant:	N.C. Macario & Associates
Construction Manager:	N.C. Macario & Associates
Notice to Proceed:	September 30, 2016
Project Completion:	September 29, 2018 w/ 1 year option to extend from PAG
Work Status:	NC Macario continue construction management of Task order no.3 and 4. NCM conducted a Pre-construction meeting "AYM" conducted on November 26, 2018.

Project:	Container Yard Trench Drain Repair
Project No.:	IFB No. PAG-CIP-017-003
Project Amount:	\$456,759.00
Funding Source:	Port Authority of Guam
Contractor:	AYM Construction
A/E Consultant:	N.C. Macario & Associates
Construction Manager:	N.C. Macario & Associates
Notice to Proceed:	TBD
Project Completion:	TBD
Work Status:	Procurement issued P.O and Contract to AYM. As of November 16, 2018 DPW issued the building permit to AYM construction. Notice to Proceed is schedule on November 26,2018. AYM contractor on process in obtaining General liability insurance and material submittals for NCM review and approval. Mobilization is on December 31,2018.

Project:	Supply and Install coin operated Pressure Washer in Agana Marina
Project No.:	RFQ
Project Amount:	\$35,981.93
Funding Source:	Port Authority of Guam
Contractor:	IAN Const. Corp.
Construction Manager:	PAG Engineering/CIP Division
Notice to Proceed:	June 1, 2018
Project Completion:	October 31, 2018
Work Status:	100 % Completed.

Project:	Supply and Install 4 ea. 40ft Pole with LED Light and 12 Ea. 20ft. Alum. Pole with Solar Light at Port various location
Project No.:	IFB-PAG-CIP-018-004
Project Amount:	\$336,561.02
Funding Source:	PAG and Port Security Grant Program (Federal) 2016
Contractor:	J & G Construction
Construction Manager:	PAG Engineering/CIP Division
Notice to Proceed:	September 10, 2018
Project Completion:	May 31, 2019
Work Status:	J & G contractor is on process in obtaining General liability insurance and mobilization is On January 2019.

Project:	Design Build to Supply and Install New 8,000 Gals. Double Wall Fuel Tank with Fuel Dispenser and Complete Appurtenances.
Project No.:	IFB-PAG-CIP-018-002
Project Amount:	\$272,109.68
Funding Source:	FMF
Contractor:	Pro Pacific Corporation
Construction Manager:	PAG Engineering/CIP Division
Notice to Proceed:	July 16, 2018
Project Completion:	January 4, 2019
Work Status:	Building permit was issued November 28,2018. Propacific Contractor started working on December 3,2018

Project: Harbor of Refuge Pump Station and Installation of Waste Water Injector Pump
Project No.: TBD
Project Amount: TBD
Funding Source: Dept. of Agriculture Fish and Wild Life Boating Grant
Contractor: TBD
Construction Manager: PAG Engineering/CIP Division
Notice to Proceed: TBD
Project Completion: TBD
Work Status: Awaits MOU approval from Attorney General and Governor.

Project: Harbor of Refuge Installation of Mooring Blocks
Project No.: TBD
Project Amount: TBD
Funding Source: Dept. of Agriculture Fish and Wild Life Boating Grant
Contractor: TBD
Construction Manager: PAG Engineering/CIP Division
Notice to Proceed: TBD
Project Completion: TBD
Work Status: Awaits MOU approval from Attorney General and Governor.

Project: Demolition of Dock "B" in AGAT Marina
Project No.: IFB-PAG-CIP-018-001
Project Amount: \$48,678.00
Funding Source: Dept. of Agriculture Fish and Wild Life
Contractor: Canton Construction Corporation
Construction Manager: PAG Engineering/CIP Division
Notice to Proceed: TBD
Project Completion: TBD
Work Status: No activity at this time. As of December 21,2018 a Pre-Construction meeting and NTP is schedule on December 27,2018.

Project: Repair of Mobil Pipeline Concrete Pipe Support and Repainting of All Fuel Pipeline Gate Valves, Flanges, Bolts and Nuts.
Project No.: TBD
Project Amount: \$50,325.00
Funding Source: PAG Engineering/CIP Division
Contractor: IAN Corporation
Construction Manager: PAG Engineering/CIP Division
Notice to Proceed: September 24, 2018
Project Completion: January 31, 2019
Work Status: Work along at route 11 was completed on December 14,2018. Work inside Gulf Pier was stop until access agreement is finally approved by MOBIL OIL GUAM .

Project: Rehabilitation of H-Wharf and Access Road
Project No.: TBD
Project Amount: TBD
Funding Source: PAG Engineering/CIP Division
Contractor: TBD
Construction Manager: PAG Engineering/CIP Division

Notice to Proceed: TBD
Project Completion: TBD
Work Status: Project Kick-Off meeting was conducted with WSP and PAG Team on September 17, 2018. As of October 2018. WSP to work on Environmental issues.

Project: **Golf Pier Repair**
Project No.: TBD
Project Amount: TBD
Funding Source: PAG Engineering/CIP Division
Contractor: TBD
Construction Manager: PAG Engineering/CIP Division
Notice to Proceed: TBD
Project Completion: TBD
Work Status: PAG Team meet on December 20,2018. PAG team agreed that A/E Bid Documents will be advertise on end of the year.

Project: **EQMR & Warehouse I Building**
Project No.: TBD
Project Amount: TBD
Funding Source: PAG Engineering/CIP Division
Contractor: TBD
Construction Manager: PAG Engineering/CIP Division
Notice to Proceed: TBD
Project Completion: TBD
Work Status: PAG Team meet on December 20,2018. PAG team agreed that A/E Bid Documents will be advertise on end of the year.

Project: **Waterline Replacement and Relocation**
Project No.: TBD
Project Amount: TBD
Funding Source: PAG Engineering/CIP Division
Contractor: TBD
Construction Manager: PAG Engineering/CIP Division
Notice to Proceed: TBD
Project Completion: TBD
Work Status: PAG Team meet on December 20,2018. PAG team agreed that A/E Bid Documents will be advertise on end of the year.

Project: **New Administration Building Construction**
Project No.: TBD
Project Amount: TBD
Funding Source: PAG Engineering/CIP Division
Contractor: TBD
Construction Manager: PAG Engineering/CIP Division
Notice to Proceed: TBD
Project Completion: TBD
Work Status: PAG Team meet on December 20,2018. PAG team agreed that A/E Bid Documents will be advertise on end of the year.

Project: Repainting CMU Wall , Gate Booth 1, 2, and 3 and Container Yard Barbed Wire Replacement
Project No.: TBD
Project Amount: TBD
Funding Source: Marad
Contractor: TBD
Construction Manager: PAG Engineering/CIP Division
Notice to Proceed: TBD
Project Completion: TBD
Work Status: Scope of Work has been completed and going process for Procurement announcement of Invitation For Bid. Procurement to advertise.

Project: Modification of Primary Feeder Line of Pump House Building to Secondary Feeder Line Panel.
Project No.: TBD
Project Amount: TBD
Funding Source: Marad
Contractor: TBD
Construction Manager: PAG Engineering/CIP Division
Notice to Proceed: TBD
Project Completion: TBD
Work Status: Procurement issued a request for quotation to the Contractors. PAG Engineering revise scope of work for new quotation.

Project: Remove and Replace Thermoplastic Paint in Cont. Yard Area U, V and W.
Project No.: TBD
Project Amount: TBD
Funding Source: Marad
Contractor: TBD
Construction Manager: PAG Engineering/CIP Division
Notice to Proceed: TBD
Project Completion: TBD
Work Status: PAG Engineering Developing SOW.

FY-18 WORK INJURY REPORT

(01/01/18 to 12/31/18)

<u>Divisions</u>	<u>*Lost-time</u>	<u>**Recordable</u>	<u>*** Refused Treatment</u>
Stevedoring	5	0	0
Transportation	4	0	0
Terminal	0	0	0
EQMR	1	0	0
Others	<u>7</u>	<u>0</u>	<u>0</u>
Total	17	0	0

Work Injury Summary for this reporting period: 12/21/2018

Total Injuries for FY-18 to date: 17–Injury

13-- Lost-time

4– Recordable

0 – Refused Medical Attention

Last disabling work injury was on: 12/19/18

Number of days since last disabling work injury: 2-days

Note: PAG best record was 222 days or 7 months w/o a disabling work injury

***Lost-time** = If an employee was injured on the job and medical doctor sent him/her home, his/her injury is considered a lost-time.

****Recordable** = If an employee was injured on the job and medical doctor treated him/her and released him/her back to work on the same day (Recordable because of medical charges).

*****Refused Medical Attention:** Filed WC Forms 201 & 202 for record purposes only.



PORT OF GUAM
 ATURIDAT I PUETTON GUAHAN
Jose D. Leon Guerrero Commercial Port
 1026 Cabras Highway, Suite 201, Piti, Guam 96925
 Telephone: 671-477-5931/35 Facsimile: 671-477-2689/4445
 Website: www.portguam.com



Eddie Baza Calvo
 Governor of Guam
 Ray Tenorio
 Lieutenant Governor

December 21, 2018

MEMORANDUM

TO: Board of Directors
 FROM: General Manager
 SUBJECT: Request Supplemental Funding for Task Order No. 3
 REF: Bond Project - H-Wharf Rehabilitation Project

As reported in prior meetings, the Port Authority of Guam was awarded \$10 Million from MARAD’s TIGER grant program in 2016 for the rehabilitation of H-Wharf. For the past several months, the Port Authority has engaged with its Port’s Owner Agent Engineer WSP USA, Inc. in addressing environmental permitting requirements. During the permitting process, there were additional regulatory agencies’ requirements that needed to be addressed in order for the H-Wharf project to move forward.

The Port’s Owner Agent Engineer Task Order No. 3 allows for professional and technical services and with the expanded environmental work required to further the permitting process, the Port Authority anticipates a spend of up to \$153,650.00 projected through April 2019.

Task Order No. 3 (Subtask)	Total
Project Management & Coordination	\$32,897.00
NOAA Essential Fish Habitat Consultation	\$29,600.00
USACE Compensatory Mitigation Plan	\$9,422.00
Section 401 Water Quality Certification	\$4,469.00
Federal Wildlife Coordination	\$4,469.00
Section 106 National Historic Preservation Act Coordination	\$53,867.00
Additional Permitting Activities	\$33,733.00
Price Adjustment to cover AMEC Non-Performance Issue	(\$14,807.00)
Total:	\$153,650.00

Board approval is being requested to utilize the Bond funds earmarked for Contingencies in the amount of \$153,650.00 to fund the additional NEPA requirement for the H-Wharf project.


 JOANNE M.S. BROWN



PORT OF GUAM
ATURIDATI P UETTON GUAHAN
Jose D. Leon Guerrero Commercial Port
1026 Cabras Highway, Suite 201, Piti, Guam 96925
Telephone: 671-477-5931/35 Facsimile: 671-477-2689/4445
Website: www.portguam.com



Eddie Baza Calvo
Governor of Guam
Ray Tenorio
Lieutenant Governor

December 26, 2018

MEMORANDUM

TO: Board of Directors

FROM: General Manager

SUBJECT: Travel Authorization Request
: Association of Pacific Ports Winter Conference

As you are aware, the Port Authority of Guam is a member of the Association of Pacific Ports (APP). The association will be holding its APP Winter Conference on January 23-25, 2019 at Lahaina, Hawaii. In keeping up with maritime industry current affairs, the Port has been involved in the conferences held by APP for networking and best management practices.

In light of this, request is being made to authorize travel for three (3) port officials to attend.

Purpose: 2019 APP Winter Conference
Travel Date: January 23-25, 2019
Place: Lahaina, Hawaii
Participant: Three Port Officials
Travel Cost: Airfare: \$5,686.95
Per Diem: \$2,235.00
Registration: \$2,985.00
\$10,906.95

I am available should you have any questions.


JOANNE M.S. BROWN



2019 Winter Conference
January 23-25, 2019
The Westin Maui Resort & Spa, Ka'anapali
Lahaina, Hawaii

When

Wednesday January 23, 2019

-to-

Friday January 25, 2019

[Add to Calendar](#)**Where**

The Westin Maui Resort & Spa, Ka'anapali
 2365 Kaanapali Pkwy
 Lahaina, Hawaii 96761
 Phone: (808) 667-2525
 Reservations: 808-921-4651 or 866-716-8112

[Driving Directions](#)**Contact:**

Association of Pacific Ports
 Lisa Pomasl, Executive Director
 Brian Wright, Deputy Director
 Kersten Green, Administrative Coordinator

P.O. Box 903
 Clackamas, Oregon 97015 USA
 1-503-653-5868
APP@PacifiPorts.org
www.PacifiPorts.org

Hosted by Hawaii DOT Harbors Division

Please [click here](#) to return to the main
 conference event page.

**Conference Schedule:****General Schedule:****Wednesday, January 23, 2019**

- 5:15 am - Optional Deep Sea Fishing & Networking Outing (RSVP Required) - Sponsored by EA Engineering, Science and Technology, Inc.
- 6:40 am - Optional Whale Watching & Networking Outing (RSVP Required) - Sponsored by Miller Nash Graham & Dunn, LLP
- 7:30 am - Optional Golf & Networking Outing (8:00 am tee times) (RSVP Required)
- Transportation to Networking Outings Sponsored by Port of Guam
- 12:00-4:00 pm - Conference Check-In/Registration
- 1:30-4:00 pm - APP Executive Committee Meeting
- 6:00-8:30 pm - Welcome Dinner (Delegates & Companions) - Dinner Sponsored by Port of Stockton

Thursday, January 24, 2019

- 8:00-9:00 am - Breakfast (Delegates & Companions)
- 9:00-10:30 am - Plenary Sessions (Delegates)
- 10:30-10:45 am - Morning Networking Break - Sponsored by Port of Hueneme
- 10:45-11:45 am - Plenary Sessions
- 12:00-1:15 pm - Lunch and Networking (Delegates only) - Sponsored by Port of Long Beach
- Free Time the remainder of the day (Delegates & Companions)
- Dinner on your own

Friday, January 25, 2019

- 8:00-9:00 am - Breakfast (Delegates & Companions) - Sponsored by Schrader Company Sales, LLC
- 9:00-10:30 am - Open Forum/Port Reports (Delegates)
- 9:30 am - Companion Tour and Lunch

Connect with us!

facebook



- 10:30 - 10:45 am - Networking and Refreshments
- 10:45 - 11:45 am - Plenary Sessions
- 12:00-1:15 pm - Lunch and Networking (Delegates)
- 1:15-3:15 pm - Plenary Sessions
- 3:15 - 3:30 pm - Networking and Refreshments - **Sponsored by Port of Benton**
- 3:30 pm - APP Full Board of Directors Meeting (at least one delegate from each port needs to attend)
- 4:30-6:00 pm - Free Time
- 6:00-8:30 pm - Closing Dinner, Upcoming Events Preview, and Door Prizes (Delegates & Companions)
- Dinner Sponsored by Matson, Inc.
- Lady Washington Ship Model Door Prize Sponsored by Western Wood Preservers Institute
- 8:30 pm - Conference Adjourns



*Building Partnerships
Throughout the Pacific*



PORT OF GUAM

ATURIDATI P UETTON GUAHAN

Jose D. Leon Guerrero Commercial Port

1026 Cabras Highway, Suite 201, Piti, Guam 96925

Telephone: 671-477-5931/35 Facsimile: 671-477-2689/4445

Website: www.portguam.com



Eddie Baza Calvo
Governor of Guam

Ray Tenorio
Lieutenant Governor

December 26, 2018

MEMORANDUM

TO: Board of Directors

FROM: General Manager

SUBJECT: Travel Authorization Request:
: ATOSSCOM Executive Meeting

As you may be aware, the Port Authority of Guam serves as secretary to the Association of Terminal Operators, Stevedoring and Shipping Companies of Micronesia (ATOSSCOM). The association will be holding its Executive Committee Meeting on February 18-22, 2019 in Pohnpei, Federated States of Micronesia.

It is therefore being requested that authorization be granted for the following port participant or as otherwise directed by the General Manager.

Purpose: ATOSSCOM Executive Meeting
Travel Date: February 18-22, 2019
Destination: Pohnpei, Federated States of Micronesia
Participants: John Santos, Acting Deputy General Manager of Operations
Travel Cost: Airfare: \$ 633.39
Per Diem: \$1,099.00
\$1,732.39

I am available should you have any questions.


JOANNE M.S. BROWN



Association of Terminal Operators, Stevedoring
and Shipping Companies of Micronesia



December 19, 2018

Mr. Charles Stinnett
Vice President
Majuro Stevedoring and Terminal Company

Mr. John B. Santos
Secretary
Port Authority of Guam

Mr. George R. Torwan
Treasurer
WAAB Transportation Company

Subject: Notice of Executive Committee Meeting

Dear ATOSSCOM officers,

This is to inform you that the Executive Committee is scheduled to meet the week of February 18–22, 2019, in Pohnpei, Federated States of Micronesia. Attached is the agenda and please feel free to provide your recommendations on any of the items for our review and disposition.

I will be reaching out to our members in Pohnpei with a request for assistance in identifying a venue for our meeting and also on lodging and car rental information.

Should you have any questions, please do not hesitate to let me know.

Sincerely,

Lee C. Cabrera
President



PORT OF GUAM

ATURIDATI PUEETON GUAHAN

Jose D. Leon Guerrero Commercial Port

1026 Cabras Highway, Suite 201, Piti, Guam 96925

Telephone: 671-477-5931/35 Facsimile: 671-477-2689/4445

Website: www.portguam.com



Eddie Baza Calvo
Governor of Guam

Ray Tenorio
Lieutenant Governor

December 26, 2018

MEMORANDUM

TO: Board of Directors

FROM: General Manager

SUBJECT: Travel Authorization Request:
: Lifesavers National Conference: Highway Safety Priorities

As part of the Project Agreement, Section 402 Grant between the Office of Highway Safety, Department of Public Works and the Port Authority of Guam, an amount of \$5,000.00 was awarded to the Port for purposes of port participation in the Lifesavers National Conference on March 30 – April 3, 2019.

In preparation for this conference, the travel procedure calls for the sub-grantee to secure the travel cost for reimbursement. In light of this, Board approval is being requested to authorize travel for port participation as presented or as otherwise designated by the General Manager.

Purpose: Lifesavers National Conference: Highway Safety Priorities
Travel Date: March 30 – April 3, 2019
Place: Louisville, Kentucky
Participant: Therese Reyes-Manibusan, Port Police II
Travel Cost: \$5,000.00

I am available should you have any questions.


JOANNE M.S. BROWN