



PORT OF GUAM

ATURIDAT I PUETTON GUAHAN

Jose D. Leon Guerrero Commercial Port

1026 Cabras Highway, Suite 201, Piti, Guam 96925

Telephone: 671-477-5931/35 Facsimile: 671-477-2689/4445

Website: www.portguam.com



Eddie Baza Calvo
Governor of Guam

Ray Tenorio
Lieutenant Governor

REGULAR MEETING OF THE BOARD OF DIRECTORS

Jose D. Leon Guerrero Commercial Port

Thursday, April 27, 2017

11:45 a.m.

A G E N D A

- I. CALL TO ORDER
- II. APPROVAL OF MINUTES
 - a. March 29, 2017 – Regular Board Meeting
- III. PUBLIC COMMENTS:
 - a. Public Comments
 - b. Employee Comments
 - c. PAGGMA Association
- IV. GENERAL MANAGER'S REPORT
- V. OLD BUSINESS
- VI. NEW BUSINESS
 1. Interior Fender Project – Golf Pier
 2. 2017 Mid-Year Budget
 3. IFB No. PAG-CIP-017-001 CIP, Safety, Stevedore Storage Site Office Demolition and Renovation
 4. PAG-RFP-017-002 Medical Examination Services for the PAG Employees
 5. Ratification of Matson Technical Services
 6. Travel Authorization Request:
 - a. E0213/E0214 Hazard Mitigation Assistance Courses, EMI, Emmitsburg, Maryland, June 19-22, 2017
 - b. ATOSSCOM 44th Annual Conference, Majuro, Marshall Islands, July 24-28, 2017
 - c. E0101 Foundations of Emergency Management EMI, Emmitsburg, Maryland, July 24 – August 4, 2017
- VII. ADJOURNMENT



PORT OF GUAM

ATURIDAT I PUETTON GUAHAN

Jose D. Leon Guerrero Commercial Port

1026 Cabras Highway, Suite 201, Piti, Guam 96925

Telephone: 671-477-5931/35 Facsimile: 671-477-2689/4445

Website: www.portguam.com



Eddie Baza Calvo
Governor of Guam

Ray Tenorio
Lieutenant Governor

**MINUTES OF THE
REGULAR MEETING OF THE BOARD OF DIRECTORS
Wednesday, March 29, 2017**

I. CALL TO ORDER

There being a quorum, the regular meeting of the Board of Directors was called to order at 2:35 p.m., Wednesday, March 29, 2017. Present at the meeting were:

Oscar A. Calvo, Vice Chairman
Melanie R. Mendiola, Board Secretary
Maria D.R. Taitano, Member
Francisco G. Santos, Member
Joanne M.S. Brown, General Manager
Felix R. Pangelinan, Deputy General Manager (Operations)
Alfred F. Duenas, Deputy General Manager (Admin/Finance)
Atty. Theresa Rojas, Co-Counsel

Also present was AM Insurance-Angelica Perez; Guam Post-John O'Connor; Senator Frank Aguon office-Rosanna O'Mallan and Port Management staff.

II. ELECTION OF OFFICERS

Director Mendiola made motion to nominate Mr. Francisco G. Santos as Chairman of the Port Authority of Guam Board of Directors, seconded by Director Taitano. Motion was unanimously approved.

Director Taitano made motion to retain Mr. Oscar A. Calvo as Vice Chairman of the Port Authority of Guam Board of Directors, seconded by Director Mendiola. Motion was unanimously approved.

The Vice Chairman made motion to retain Ms. Melanie R. Mendiola as the Board Secretary of the Port Authority of Guam Board of Directors, seconded by Director Taitano. Motion was unanimously approved.

III. APPROVAL OF MINUTES

a. **February 13, 2017 – Regular Board Meeting:** The Vice Chairman made motion to approve the minutes of February 13, 2017 subject to correction. The motion was seconded by Director Mendiola and was unanimously passed.

IV. PUBLIC COMMENTS

- a. **Public Comments:** None.
- b. **Employee Comments:** None.
- c. **PAGGMA Association:** PAGGMA Vice President Raymond Santos extended an invite to the Board to the Port's *Silebrasion Mes Chamorro 2017* event on March 30, 2017 at 11:00 a.m.

V. GENERAL MANAGER'S REPORT

The General Manager's report was provided for Board's information. The following key item(s) are noted as follows:

1. **Oversight Hearing: Committee on Guam U.S. Military Buildup, Infrastructure and Transportation:** A Port Oversight hearing was held on March 3, 2017 regarding Guam YTK Corporation vs Port Authority of Guam. A presentation was provided to the Committee which include: the history of Hotel Wharf, 21 GCA Section 60112, Public Law 26-28, Guam YTK Development Agreement & Lease, history and current status of YTK matters related to Arbitration and Litigation as well as a comparison of the approval process for the Cementon Micronesia lease that went through the procedures required by law and was approved by the Guam Legislature.
2. **Court Filings with Regards to YTK:** On February 22, 2017, the Attorney's for Guam YTK Corporation, Kathleen Fisher and Genevieve Rapadas from Calvo Fisher & Jacob LLP, filed a Writ of Execution in the Superior Court of Guam that, if signed by Judge Sukola, would authorize the Marshall of the Court to do the following:

Make and satisfy the said Judgment with interest and costs as provided by law, and your costs and disbursements out of the personal property of the Port, including without limitation, all deposit accounts and tangible and intangible personal property of any kind, and if sufficient personal property cannot be found, then out of the real property of the Port;

The instructions to the Court Marshall with regards to the Writ of Execution stated the following:

Make and satisfy the judgment with interest and costs as provided by law, and your costs and disbursements out of the personal property of Defendant Port Authority of Guam, including without limitation, all deposit accounts and tangible and intangible personal property of any kind.

The award amounts requested of \$12,700,000.00 and attorney's fees in the amount of \$1,257,852.00 and its costs in the amount of \$137,788.28.

The Writ would have been required to be returned after ten (10) but not more than sixty (60) days after authorization by the Court.

The YTK attorney's also filed a Notice of Levy on Deposit Accounts and Safe Deposit Boxes of Defendant to be sent to the following banks and credit unions: Allied Bank, Bank of Guam, Bank Pacific, Coast 360 Federal Credit Union, First Commercial Bank, Merrill Lynch, Pentagon Federal Credit Union, ANZ Guam, Inc., Bank of Hawaii, Community First Guam Federal Credit Union, First Hawaiian Bank, Pacific Islands Development Bank, Oceanic Bank and Philippine National Bank.

The Notice of Levy relayed the following:

Please take notice that all monies, letters of credit due or owing, contents of any safe deposit boxes in your possession or under your control belonging to he within named judgment debtor, Port Authority of Guam, is here by levied in accordance with the Writ of Execution attached hereto.

On March 2, 2017, the Port Authority of Guam and YTK appeared before Judge Sukola with regards to the Port's objection to YTK's Writ of Execution and the Port's motion for Stay Pending Appeal.

Port's Attorney Mike Phillips argued that the following points included in Judge Sukola's Order of March 3, 2017 concerning the Port's Motion to Stay:

Defendant notes that the Court, in rendering its decision to stay execution, should Consider various factors, such as the Defendant's likelihood of success on the merits of its Motion for Reconsideration and its forthcoming appeal.

Defendant further notes that the Court should consider the threat of irreparable harm to the Defendant and to the people of Guam in the vent the Judgment is executed.

Lastly, the Defendant briefly argues that, in the event a stay is granted, the Plaintiff will not suffer any potential harm, and that "[a]ny supposed injury to [Plaintiff] is far outweighed when compared against the irreparable harm to the people of Guam if Port operation were disrupted or halted.

Judge Sukola stated in her Order that she would reserve consideration on the Port's assertions related to the merits of its case but did address the greater impact to the community. She relayed:

The Court will, however, consider the Defendant's concerns regarding potential irreparable harm to the Defendant and to the people of Guam in the event the Judgment is executed pursuant to the Plaintiff's request. In light of these concerns, the Court, in its discretion, finds that a stay in the execution of the Judgment is warranted pending the disposition of Defendant's Motion for Reconsideration.

Judge Sukola did note that “the Court will stay execution of its February 3, 2017 Judgment, but only pending disposition of Defendant’s Motion for Reconsideration.”

3. **Public Hearing Scheduled for Legislative Resolution No. 62-34:** A public hearing was held this morning by the Committee on Guam U.S. Military Buildup, Infrastructure, and Transportation on Resolution No. 62-34 relative to authorizing the legislative counsel or other retained counsel, to apply for and file an amicus curiae brief before the Superior and Supreme Courts of Guam affirming the Guam Legislature’s position relative to sovereign immunity and the upholding of Guam law. The resolution asserts that the YTK’s “Lease Agreement with the Port exceeding the five-year maximum the Legislature set in Public Law 26-28.” The resolution also asserts the authority of the Government of Guam with regards to its sovereign immunity and a limited waiver provided through the Government Claims Act. The Resolution also states that “the same waiver of sovereign immunity is not provided in Guam’s arbitration laws...”. The Resolution also states that “by applying for and filing an amicus curiae brief before the Superior and Supreme Courts of Guam regarding the specific rulings on Public Law 26-28 and the Courts’ findings that the Guam Legislature waived sovereign immunity to an extent greater than is contained in the Government Claims Act, it is the intent of the *I Mina’ Trentai Kuattro Na Liheslaturan Guahan* that the Courts of Guam and all applicable government agencies interpret the relevant statutes in line with *Liheslaturan Guahan*’s clear mandates contained therein;...”

4. **Arrival of Port Fork Lifts:** The remaining 10-ton and 20-ton forklifts procured by the Port arrived on February 14, 2017. The official turnover of the forklifts from the vendor Morrico occurred on March 15, 2017. The acquisition of the forklifts represents the final procurement of equipment initiated in 2016 under the \$5.5M funding provided by a combination of the Port’s loans with the USDA, Bank of Guam and the Ports operational budget.

5. **PUC Hearings on Port 5-Year Tariff Petition PAG Docket 17-01:** On March 27, 2017, the Port issued a notice to all shipping agents and port users of the PUC public hearings concerning the Port’s tariff petition. The public hearings were held on April 5-7, 2017. Afterwards, PUC will then hold its regular monthly meeting during the latter part of April 2017. If the PUC grants approval to the Port’s 5-year tariff petition request, the implementation date will be set for June 1, 2017.

6. **Confirmation and Swearing-in of Board Member Francisco Santos:** On March 9, 2017, the Guam Legislature voted on the re-nomination by the Governor of former Board member Francisco Santos to serve on the Port Board. He was confirmed by a majority vote. Mr. Santos was sworn in on March 17, 2017.

7. **Appointment of Nathan Taimanglo to Serve as Board Member:** The Governor appointed Nathan Taimanglo on March 9, 2017 to serve on the Port Board. A confirmation hearing was then held on March 29, 2017. If favorable, Mr. Taimanglo will address the final vacancy to the Port Board.

VI. OLD BUSINESS

a. **Retirement: Defined Benefits Plan:** Mr. Alfred F. Duenas, Deputy General Manager of Admin/Finance (DGMA) mentioned that he had confirmed with Retirement Fund that in the event Mr. Pedro Leon Guerrero desires to pursue readmission into the Defined Benefits Plan, his employee share would be \$90K and the Port share at \$61K. He recommended that Mr. Leon Guerrero be allowed the opportunity of one year to remit full payment into his employee share to Retirement Fund and only upon evidence of full remittance, the Port will then remit its share of \$61K. The General Manager mentioned that the figures represent the cumulative interest that would have been earned had it been invested back then at that time. The DGMA reminded the members that at the time of Mr. Leon Guerrero's employment with the Port during the period of March 24, 1993 thru January 3, 1995, he was not given the opportunity to participate into the retirement program as mandated by law. Director Taitano asked how the one year deadline for remittance came about. The DGMA replied that due to the size of the commitment, the deadline of the one year period was mutually acceptable during discussions held with himself, Retirement Fund Director and Mr. Leon Guerrero.

After discussion, the Vice Chairman made motion to allow for a one year period for Mr. Pedro A. Leon Guerrero to remit his employee contribution of \$90,000.00 for purposes of the Define Benefits Plan to the Retirement Fund as mutually agreed upon by relative parties, and only upon evidence of Mr. Leon Guerrero's full remittance, the Port Authority will then remit its employer share of \$61,000.00 to the Retirement Fund. Motion was seconded by Director Mendiola and was unanimously approved.

b. **Center for Homeland Defense and Security's 2017 Pacific Executive Leaders Program, March 13-16, 2017, Honolulu, Hawaii:** Mr. Felix R. Pangelinan, Deputy General Manager of Operations (DGMO) mentioned that the Pacific Executive Leaders Program is by exclusive invitation only which the Board had approved at its previous meeting for one port personnel to attend. However, two days after that Board meeting, similar invitation was extended to port personnel, Jose Javellana, to attend. In light of this, and in keeping with Board's approval and support of this program, Board ratification is being requested. The Vice Chairman made motion to ratify the travel for port personnel Jose Javellana to attend the Center for Homeland Defense and Security's 2017 Pacific Executive Leaders Program held on March 13-16, 2017 in Hawaii. Motion was seconded by Director Mendiola and was unanimously approved.

c. **Pacific Executive Leader Program / Matson Navigation Meeting:** The DGMO mentioned that the Board approved the travel of the Pacific Executive Leader Program scheduled on March 13-16, 2017 at its previous meeting for the DGMO to attend in Hawaii. While in Hawaii, the DGMO arranged a meeting with Matson Navigation headquarters on March 17-20, 2017 to address matters involving the Port's maintenance program. Matson was recently awarded the bid for the Port's technical services of port cranes. As such, Board ratification is being requested for the March 17-20, 2017 travel to include a \$1,500.00 per diem. Director Mendiola made motion to ratify the maintenance program meeting with Matson and port representative Felix Pangelinan on March 17-20, 2017 in Hawaii to include a \$1,500.00 per diem. Motion was seconded by Director Taitano and was unanimously approved.

d. **CONEXPO-CON/AGG Education Professional Development, March 7-11, 2017:** The DGMO mentioned that the Board had approved at its previous meeting travel for the education professional development on March 7-11, 2017. Management was later advised that the certification is a two-part program. The first session of the program is scheduled on March 4-6, 2017, followed by the second session on March 7-11, 2017. In light of this, Board ratification is being requested for port participation in the first session of the certification program for an additional travel cost of \$1,434.34. Director Taitano made motion to ratify the travel for the first session of the Education Professional Development on March 4-6, 2017, seconded by the Vice Chairman. Motion was unanimously approved.

e. **AAPA Spring Conference, April 4-6, 2017:** At the previous meeting, the Board had approved the travel for the AAPA Spring Conference on April 4-6, 2017. Due to the unavailability of one Board member to attend, management requests for the DGMA Alfred Duenas to attend. The Vice Chairman made motion to authorize travel for DGMA Alfred Duenas to attend the AAPA Spring Conference on April 4-6, 2017 in Washington, DC. Motion was seconded by Director Mendiola and was unanimously approved.

VII. NEW BUSINESS

1. Budget Transfer Request:

a. **CIP Projects:** The DGMA said management is requesting for a budget transfer for capital improvement project on the renovation of Port divisional offices, particularly the Engineering, Safety and Stevedoring at \$45,500.00, to include the upgrade of Port Admin Building, 1st Floor Men's Restroom to be ADA compliant at \$500.00. The funding needed to complete the project totals \$50,000.00. Source of funding is through the Agat Marina Topographic and Hydrographic Survey account. Moved by Director Mendiola and seconded by Director Taitano. Motion was unanimously approved.

b. **A&E Design for Golf Pier:** The DGMA mentioned that an A/E design services is needed to conduct engineering related work on the Golf Pier Fuel Facility. The physical condition of the pier is reaching a critical point due to seismic events and normal wear and tear. Board approval is being requested to transfer the amount of \$150,000.00 from Other Small Projects account to support this project. The Vice Chairman made motion to authorize the budget transfer in the amount of \$150,000.00 from the Other Small Projects account for the A/E design services for related work on the Golf Pier Fuel Facility. Motion was seconded by Director Taitano and was unanimously approved.

2. **Legal Professional Services:** The DGMA mentioned that the legal billing for the month of February 2017 revealed that such billing has exceeded its budget ceiling as per the professional services agreement for legal representation. With the numerous legal proceedings involving court cases to include other legal services required, management anticipates legal services to exceed its budget ceiling moving forward and therefore request for a budget transfer in the amount of \$60,000.00 from the G4S Maintenance account under general expense to Legal Services account. The Vice Chairman made motion to authorize the budget transfer in the amount of \$60,000.00 from the G4S Maintenance account under general expense to Legal Services account to support port legal representation. Motion was seconded by Director Taitano and was unanimously approved.

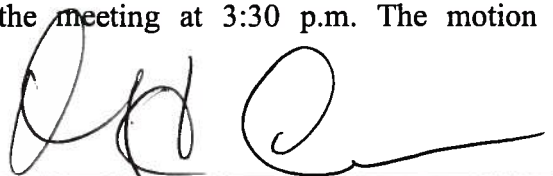
3. **Micronesian Islands Forum:** The DGMA mentioned that the Port received a letter dated March 24, 2017 from the Governor's office indicating that the Governor of Guam will be hosting the Micronesian Islands Forum first week of May 2017. The Port Authority of Guam and Guam Economic Development Authority have been asked to partner in hosting a dinner reception at the Guam Museum on May 1, 2017. The shared cost of the event is estimated at \$5,000.00. Funding source is through the Contractual Services account. Director Taitano made motion to authorize \$2,500.00 to support the Micronesian Islands Forum dinner reception on May 1, 2017, seconded by Director Mendiola. Motion was unanimously approved.

4. **Travel Authorization Request:**
- a. **FY2017 National Hurricane Conference, New Orleans, Louisiana, April 17-20, 2017**
 - b. **Incident Response to Terrorist Bombing, New Mexico Tech, Socorro, New Mexico, April 24-28, 2017**
 - c. **Prevention of and Response to Suicide Bombing Incidents, New Mexico Tech, Socorro, New Mexico, April 24-28, 2017 and May 15-19, 2017**
 - d. **3rd Regional Meeting for Energy and Maritime Transport Ministers, Tonga, April 24-28, 2017**
 - e. **FY2017 Annual Hazard Mitigation Workshop, Emmitsburg, Maryland, May 31-June 2, 2017**


The DGMO mentioned that items (b) and (c) for travel dates of April 24-28, 2017 have been re-scheduled to November 2017. Director Taitano suggested that the approval of those two items be tabled for reasons that it is for next fiscal year. There were no objections. With the exception of items (b) and (c) specific to travel dates of April 24-28, 2017, Director Taitano made motion to approve the travel authorization request as presented or as otherwise designated by the General Manager, seconded by Director Mendiola. The motion was unanimously approved.

VIII. ADJOURNMENT

There being no further business to discuss, it was moved by Director Taitano and seconded by the Vice Chairman to adjourn the meeting at 3:30 p.m. The motion was unanimously passed.


For MELANIE R. MENDIOLA, Board Secretary
Board of Directors

APPROVED BY:


FRANCISCO G. SANTOS, Chairman
Board of Directors





Port Authority of Guam Goodwill and Morale Association
1026 Cabras Hwy., Suite 201, Piti, Guam 96915 Tel: 477-5931-4 Ext. 204/240

April 27, 2017

UPCOMING PAGGMA EVENTS:

- **Port Authority of Guam Relay for Life Karaoke Fundraiser**

When: Friday, May 5, 2017
Time: 6:00pm to 10:00pm
Where: Downtown King B in Anigua
Why: To offset the Port Authority contribution to Gov Guam for the Relay for Life Event.

Tickets are currently being printed and will be on sale today.

- **Relay for Life**

When: Friday, May 26, 2017
Time: 6:00pm to 12 midnight.
Where: Mangilao, George Washington High School
Why: To support GovGuam in its efforts to help raise money and awareness against Cancer.

THANK YOU, PAGGMA

General Manager Report

To

PAG Board of Directors

Thursday, April 27, 2017

General Port Operations

PUC Hearing for Port's Tariff Petition

On Monday, April 17, 2017, the Port received notice that the Public Utilities Commission has scheduled a hearing on the Port's Five Year Tariff Petition on Thursday, April 27, 2017. The following matter will be heard:

PAG Docket 15-04, Five Year Tariff Petition, Report by Slater
Nakamura Re: Tariff Investigation, ALJ Report, and Proposed Order

Port management and PB consultants will be in attendance. The GM will update the Board on the outcome of the hearing.

PUC Merit Hearing on Cementon Micronesia

As reported to the Board during its August 31, 2016 Board Meeting, Cementon Micronesia, LLC had filed a complaint against the Port Authority of Guam with the Public Utilities Commission on June 10, 2016. Cementon had entered into a lease agreement with the Port back in November 2008 for a cement receiving and operating facility. Cementon receives its cement product through an access pipe installed on Gulf Pier that is transferred from its supply vessel. Cementon has taken a position before the PUC that the company should not be required to pay wharfage charges to the Port and argues that another cement importing company, Hansen Permanente, (preceded by Kaiser Cement Corporation of Guam) is not required to pay wharfage fees in its lease agreement with the Port. This determination was the result of a previous court case against the Port Authority of Guam that prohibited the Port from charging Hansen wharfage fees. Cementon relayed in its complaint to the PUC that it continues to pay wharfage fees in "good faith" including the increase in wharfage fees approved by the PUC in March of 2016. Cementon is also arguing that Gulf Pier is not a public facility of the Port of Guam and views the wharfage fee as an imposition on the private use of Gulf Pier.

Cementon is requesting the PUC to approve an amendment to Cementon's Lease Agreement to eliminate Section 8 related to wharfage charges and is also requesting that it be credited with all wharfage charges that have been paid to date in addition to a recovery of attorney fees and costs.

The PUC hearing was originally scheduled for Wednesday, January 25, 2017, but was rescheduled to Wednesday, April 19, 2017 at the office of Thompson Thompson & Alcantara. The GM, Deputy GM for Finance and Administration Alfred Duenas, Commercial Manager Glenn Nelson, Acting Financial Affairs Controller and Commercial Specialist Rita Carbullido were subpoenaed as witness for this hearing. Port Counsels Mike Phillips and Darleen Hiton were also in attendance to represent the Port.

The hearing was conducted over a day and a half period with Administrative Law Judge (ALJ) Joephet Alcantara. The GM sat in as the Port's Representative for a full day session on Wednesday, 19, 2017 and Deputy GM Duenas attended the second day hearing that was held for half a day.

The Port is awaiting the decision of the ALJ Alcantara on this matter.

Meeting with Office of Congresswoman Madeleine Bordallo

On Thursday, April 6, 2017, Chairman Francisco Santos, the GM and Deputy GM for Administration and Finance Alfred Duenas met with Congresswoman Madeleine Bordallo's Chief of Staff Matthew Herrmann and Military Legislative Assistant Jason McMahon at the Rayburn House Building in Washington DC.

The GM thanked Chief of Staff Herrmann's assistance in coordinating the meeting as there were Port issues that Chairman Santos and Port management wanted to bring to the Congresswoman's attention. Chief of Staff Herrmann thanked Chairman Santos for meeting with him as the Port has always been an important focus of Congresswoman Bordallo.

The GM relayed that while there has been much discussion concerning the military buildup on Guam, the Port has recorded a continued decrease in the number of containers and an even more significant decrease in breakbulk cargo since the beginning of the fiscal year. She added that in November of 2016, the Port received 51% less breakbulk cargo in comparison to the same time in November of 2015. The GM stated that this was a very good indicator with regards to construction activity on the island that may have been affected by the H2-B Visa issue that has continued to decrease the number of construction workers available on island. She provided the example of a small construction project at the Port's Harbor Master's Office to relocate the emergency access door closest to the emergency exit stairs. The owner of the construction company is now working on the project himself to meet the completion deadline as he has lost some of his workers that were originally assigned to this project.

Chief of Staff Herrmann responded that this is an issue that the Congresswoman's Office is definitely tracking as it is affecting the construction industry and the ability to begin new projects

or complete existing projects. He asked the GM if she could forward him the most recent data as this information will be useful in advocating Guam's case in Washington.

Deputy GM for Finance and Administration Alfred Duenas informed Chief of Staff Herrmann of the Port's plans to pursue a bond to finance infrastructure repairs and the construction of a new Port Administration Building. He discussed the Port's 5-Year Tariff currently before the PUC and the schedule leading up to this summer to address bond acquisition.

The GM went on to discuss the TIGER Grant that was awarded last year to the Port of Guam and was as only one of six Ports in the entire nation to be awarded TIGER for 2016. Chairman Santos relayed his appreciation for the assistance that Congresswoman Bordallo provided in sending a letter of support on behalf of the Port of Guam to the then Secretary of Transportation Anthony Foxx. Chief of Staff Herrmann responded that he was also pleased with the Port's success and stated that the Port of Guam was very fortunate and had good timing as moving forward he stated that TIGER will be eliminated and was not supported by the new Trump Administration. He asked to be kept updated on the progress of H-Wharf.

Chief of Staff Herrmann stated that Congresswoman Bordallo was working with her colleagues to look at alternative funding for medium and small Ports that have not received as much support as larger Ports such as the Port of Los Angeles. The GM concurred that alternate funding to support smaller Port such as Guam would be most helpful as nationally Port infrastructure is a growing issue of concern.

On Monday, April 10, 2017, the GM provided Chief of Staff Herrmann the requested information on the Port's container and breakbulk numbers and the data for the past ten year on cruise arrivals.

Meeting with MARAD Officials

On Friday, April 7, 2017, Chairman Francisco Santos, the GM and Deputy GM for Administration and Finance Alfred Duenas met with the Acting MARAD Administrator Joel Szabat and the U.S. Department of Transportation office in Washington DC. Also attending the meeting were Chief of Staff Brain Varney, and other MARAD representatives Luran Brand, Jeffrey Balvinsson, David Bohnet, and Robert Bouchard. Administrator Szabat relayed that he is serving as the Acting Administrator until President Donald Trump appoints a new Administrator who will then be confirmed by the U.S. Senate. He will then return to his position as MARAD Executive Director. He thanked Chairman Santos, the GM and Deputy GM for their visit and stated that there were several issues to discuss to include an update on the Guam Port activities since the completion of the Commercial Port Improvement Projects and the implementation status of TIGER.



**Port Executives meet with Maritime Administration in Washington D.C.
From L-R: DGMA Alfred Duenas, GM Joanne Brown, MARAD Chief of Staff Brain Varney and Board Chairman Frank Santos.**

Chairman Santos extended his appreciation to Administrator Szabat for meeting with the Guam group and also relayed the continuing partnership and support with MARAD for the completion of the upgrades and expansion at the Port of Guam and the implementation of the grant funding for TIGER. GM Brown provided a status update on activities to include the Port's Five Year Tariff Petition that was currently before the Public Utilities Commission for consideration. She added that the public hearings for the petition occurred over the past several days on Guam from Wednesday, April 5, 2017 to Friday, April 7, 2017 with public meetings being held in Hagatna at the PUC offices, at the Agat Mayors Office and at the Dededo Senior Citizen's Center respectively. The GM stated that she anticipated that the PUC would schedule a hearing towards the end of April to hear the Port's petition. She relayed that if the PUC approves the petition, the Port anticipates going to the bond market by this summer to facilitate financing for a number of projects to include the Port's share of H-Wharf, replacement of the waterline in the Port's old Yard, repairs to Warehouse 1, repairs to Golf Pier and the construction of a new Port Administration Building. She stated that the Port is working with PB to address the updates for the engineering stamps on the design plans.

Deputy GM Duenas further elaborated on the PUC schedule and what steps would be taken to address financing for the Port's projects. He was optimistic that once the PUC hearing was completed, assuming favorable approval is received by the Port, he anticipated going to the bond Market and having funds available towards the end of the summer. Deputy GM Duenas also stated that the Port has also concurrently been working on bond legislation that will be

introduced by Governor Eddie Calvo and forwarded to the Guam Legislature for action. He discussed ongoing dialogue with the Port's new oversight Chairman, Senator Frank Aguon who chairs the Committee on Military Build-up, Infrastructure and Transportation.

The GM went on to discuss some of the corrective issues that were needed for the expanded Yard, LC-5 and the new pump station. She outlined the issues related to the metal tie wires and barbwire that was used on the expanded CMU wall and the chain-link fencing that are rusting quickly and in need of replacement. She added that any type of metal that was installed may not have been properly primed and treated. She added that this situation is also affecting the Three (3) Gate House units. The GM also stated that the base of the railings on LC-5 and the Gatehouse units are cracking and in need of repair. When the railings were originally installed, the rails were not fully secured and required additional concrete pouring to stabilize the railings. The GM relayed that when the Port replaced its older security fencing and did additional repairs to CMU wall, the Port required stainless steel tie wires and barbwire in its specifications that have since held up to the marine environment at the Port.

Chief of Staff Varney responded that EA had reported to MARAD the project had met specifications and that MARAD was in the process of closing out the project. The GM stated that the response to address the needed repairs has been slower than expected and added that issues related to the pavement numbers were raised early last year during the warranty period. However, corrective action has yet to be taken. The GM added that she would forward photos of these locations for MARAD to review.

Chief of Staff Varney stated that MARAD will review the matter and determine what legal mechanism could be pursued to address the corrective actions needed. He inquired if the Port could provide its assessment of the cost for corrective action. The GM responded that she would have the Port's Engineering Division provided an estimated cost for repair and a more detailed listing of the corrective action needed.

Executive Director Varney provided Chairman Santos, the GM and Deputy GM Duenas a copy of the final Dashboard for the Commercial Improvement Projects that has a remaining \$2,659, 421.61. Chairman Santos had asked previous MARAD Administrator Paul Jaenichen for the remaining funds, once the closeout was completed, to be dedicated to the procurement of additional Yard equipment. Administrator Jaenichen had agreed to this request. Chief of Staff Varney inquired if the Port still desired the procurement of additional Top Lifters? The GM responded affirmatively, though she acknowledged that there was additional equipment desired by the Operations Division.

The GM reported that the Port had receive a visit from the Department of Interior's Office of the Inspector General conduct a report on the Port's equipment capacity and repair and maintenance operations. She stated that in December of 2016, the Port had been notified that Interior was suspending its assessment as the Port had already initiated the process of procuring additional Yard equipment and implementing its standard operating procedures for maintenance and repairs.

The GM also reported that as a result of issues concerning foreign labor workers and disapproval of the H-2 B visa applications, a number of construction companies have been losing workers that were not renewed to continue to work on Guam. She stated that this has had significant impact on the island's construction industry and has also affected the Port's Breakbulk cargo which has fallen down as low as 40% on certain months since the beginning of the new fiscal year. The GM relayed that she would provide those numbers to MARAD for their information and reference.



PB Consultants and Port Executives in Washington DC discuss Port 5-Year tariff petition efforts. From L-R: DGMA Alfred Duenas, PB Consultant Louis Wolinetz, Board Chairman Frank Santos and PB Consultant Blaire Garcia.

Guam Commercial Port Improvement Project-Deficiency Assessment Log and Cost Estimates

On Friday, April 21, 2017, the GM forwarded the Guam Commercial Port Improvement Project-Deficiency Assessment Log and Cost Estimates to MARAD Chief of Staff Varney. The facilities identified included the following: Pump House Building, Guard Buildings, LC-5 Building, Terminal Gate Booths 1, 2 and 3, Perimeter Fencing to include the CMU Wall and the new Container Yard Striping. The estimated cost provided by Engineer Manager Simeon Delos Santos in coordination with Manager for Equipment Support Services Joaquin Pangelinan was \$483,415.00.

The GM is awaiting a response from MARAD with regards to the desired mechanism to facilitate the repairs needed. Once a determination has been made, the GM will notify the Board.

Decrease in Container Cargo and Decrease on Breakbulk Cargo for the Month of February 2017

According to Acting Financial Affairs Controller Joanne Conway, the Port Authority of Guam as of October 31, 2016 for the new Fiscal Year has handled 39,478 containers. This represents a decrease of 5,063 or an 11% decrease compared to February of 2016 when the Port handled 44,541 containers.

Containers for February of 2017 were divided into the following categories:

| | |
|-----------------------|-----|
| Import/Export | 26% |
| Stuffed Transshipment | 21% |
| Empty Transshipment | 53% |

As for the February of 2017, Breakbulk numbers, the Port handled 62,560 revenue tons which represented a decrease of 39,838 revenue tons or a 39% decrease from February of 2016 when the Port handled 102,398 revenue tons.

Restriping of Port Yard

The Port issued its Notice To Proceed with the Yard Restriping Project on Monday, January 30, 2017 to Canton Construction Corp. The completion date for the project is Sunday, July 30, 2017. The cost of the project is \$997,557.51.

The Port's Operations Division is coordinating with the Engineering Division and Contractor Canton to schedule sections of the Yard to be blocked off for repainting to include container parking stalls and crane rail areas.



Port Contractor Canton Construction employees removing old striping in the Reefer Section of the yard.

PUGG Meeting for April 2017

The monthly meeting for the PUGG was held on Thursday, April 20, 2017. Present on behalf of the Port were the GM, Operations Manager John Santos, Chief Planner Dot Harris, Terminal Superintendent Joe Ulloa, Manager for Equipment Support Services Joaquin Pangelinan and Safety Inspector II John Troy Santos.

Attending on behalf of the PUGG were Ambyth Representative Greg David, Matson Representatives Alex Peterson and Tom Dillon, APL Representative John Selleck and MSA Representative Byron Valera.

Attending on behalf of Guam Customs and Quarantine was Lt. David Taitano and Customs Officer III John Aguon.

Attending on behalf of the U.S. coast Guard was LCDR Christy Casey.

Operations Manager John Santos facilitated the meeting and provided a status update on the restriping and renumbering of the Yard. He relayed that there would be locations in the Yard where there will be a replacement of concrete bumpers. He went on to discuss the interim process for Customs and Quarantine conducting its X-Ray inspections due to an adjustment in location as a result of ongoing projects in the Yard. He discussed the procedures related to the broken seal process and stated that there will be a meeting scheduled with the carriers in relation to this issue.

Operations Manager Santos went on to discuss the upcoming ATOSSCOM Conference that will be held in Majuro, Marshall Islands in July of this year. He stated that the organization had a new website and encouraged everyone to go online and review it. He also talked about the current status of the Terminal Operating System (TOS) and the steps being taken to work with NAVIS to address some of the issues with the implementation of the TOS. He also brought up the ongoing issue with regards to challenges G4-S has encountered to provide consistent Wifi service in the Yard.

Operations Manager Santos highlighted his concerns with recent incidences involving damage to the crane spreaders as a result of damaged cell guides on a vessel or the listing of a vessel while it is being serviced by a crane(s). As a result, he stated that if the vessel cannot be properly ballasted, crane operations for the vessel will be suspended. He added that at the rate the spreaders are being damaged, the cranes will end up out of commission as there are only so many spreader parts available to do repairs. He stated that the Port cannot continue to risk damaging the crane spreaders and will take needed precautions, including suspending operations on a vessel if needed.

The GM discussed the noticeable decrease of cargo movement at the Port since the beginning of the new fiscal year in October of 2016. The decrease in the number of containers has ranged between 12% and 19% on a monthly basis and in the case of breakbulk cargo the numbers have

ranged between 13% and 51%. The most recent numbers that were available were up to January of 2017.

The GM also inquired of Lt. David Taitano as to the ongoing rotation of Customs Officers that has resulted in consistent leadership being provided. She noted that this continues to create issues related to different policies and procedures being implemented and complaints related to these issues. Lt. Taitano responded that he has been recently assigned to head the Customs office at the Port and that he is enforcing required policies that have been documented and authorized. The GM stated that the Port does not have an issue with Customs addressing their respective mandates and policies, but did have an issue with the consistency of Custom's implementing these policies that change as leadership changes occur. She asked that if a new policy is to be implemented or an old policy was to be dusted off, a reasonable period of time and notice be provided to the carriers and to the Port to make necessary notices and adjustments needed to address compliance. The GM also stated that she will request a meeting with Customs' management as this has been an issue of concern for some time

Operations Manager Santos inquired if there were any issues or concerns the members desired to have discussed. As there were no further matters raised, the meeting was concluded.

Legislative Confirmation Hearing for Board Nominee Nathan Taimanglo

A public hearing was held on Wednesday, March 29, 2017 by the Committee on Guam U.S. Military Buildup, Infrastructure, and Transportation, chaired by Senator Frank Aguon on Governor Eddie Calvo's nomination of Nathan Taimanglo to serve as a member of the Port's Board of Directors. Mr. Taimanglo's nomination and anticipated confirmation will fill the Board's last position vacancy. Acting Board Chairman Oscar Calvo, Board Member Maria Taitano, Board Member Melanie Mendiola and former Board Chairman and reconfirmed Board Member Francisco Santos provided testimony supporting Mr. Taimanglo's appointment. Port management to include the GM and Deputy GM for Operations Felix Pangelinan also testified in favor of Mr. Taimanglo's appointment to the Board.



Port officials in attendance before the Guam Legislative Committee on Guam U.S. military Buildup, Infrastructure, and Transportation providing testimony in support of Resolution No. 62-34 and in full support for the confirmation of Board nominee Nathan Taimanglo.

Mes Chamorro Celebration 2017

The Mes Chamorro Celebration luncheon and event was held on Thursday, March 30, 2017 in front of the Port Board Room. Port Police Officer II Frank San Nicolas was instrumental in the original construction of the Chamorro Hut that was constructed adjacent to the formerly known Horizon Building. He and his family contributed to the refurbishing of the hut that has become a frequented break spot for Port employees particularly from the Yard.

Port Police Officer II James Sandlin also provided local music for the festivities and Master Carver Greg Pangelinan and Patrick Claros were also present to display their arts and crafts for the Port employees. Board Chairman Frank Santos was present to open the celebration and thank the Port employees for their contributions and participation at this important event. He also thanked everyone that contributed to the menu and organized the event.


Administrative Assistant Betty Ann was one of the main coordinators to facilitate the planning and coordinating for the successful event.



Board members take a sneak peek after its March 29, 2017 meeting of the work-in-progress of the hut for the Mes Chamorro event. L-R: DGMO Felix Pangelinan, Director Maria Taitano, and Board Vice Chairman Oscar Calvo.



Silebrasion Mes Chamorro 2017



**L-R: Patricia San Nicolas, Jerrica Reyes,
PPII Frank San Nicolas**




**L-R: Planner IV Donna Lizama-Acosta,
Clerk III Ninia Lumanog, PCIV Frank
Santos, Admin Asst Betty Wusstig-
Perez, Admin Asst Jessica Garrido**




**L-R: PWC Joe LG, Admin Asst Pia
Castro, Equip Op II Danny Zamora,
PCIII Frank Lujan, Crane Op Jacob
Aquiningoc**



**L-R: Tariff Tech Pete Aflague, Equip
Op II Danny Zamora, Clerk III Ninia
Lumanog, Planner IV Donna Lizama-
Acosta**



L-R: Equip Op II Raymond San Nicolas, Crane Op Peter Lorenzo, Stevedore Frank Peredo



L-R: Stevedore Frank Peredo, Board Chairman Frank Santos, Crane Op Peter Lorenzo




PAG employees enjoy a day in celebration of Mes Chamorro festivities.

In addition, on Monday, March 27, 2017, the GM held the Division Manager's Meeting at the historical Lujan House in Hagatna at the invitation of Chief Program Officer for the Guam Preservation Trust Joseph Quanata. According to Chief Program Officer Quanata, Jose P. Lujan had entered a Carpentry and Apprentice Program at the Navy Yard in 1907 and had constructed the Lujan House in four years at the age of 20 years old. The house has had a number of uses over the years from a family residence, to a store, to the old Guam Institute and was restored by the Guam Preservation Trust in 2010. The Lujan House was originally constructed in 1911 and celebrated its 100th Anniversary in 2011.



PAG Management holds its meeting at the Historic Lujan House.



The Historic Lujan House

Port Safety Issues

Hydraulic Oil Spill – Top Lifter No. 16-17 Case No. 021-17

On Thursday, March 16, 2017, the GM received a report from Safety Inspector III Paul Salas concerning a hydraulic oil spill from Top Lifter No. 16-07 that had occurred on Wednesday, March 1, 2017. According to Inspector III Salas, Transportation Leader Anthony Concepcion had informed the Safety Office of a hydraulic oil spill at the Matson Staging Area. Inspector III Salas reported that Equipment Operator III Allan Callip had been assigned to operate Top Loader 16-07 to support the daily issuing and receiving of containers. He was loading a 40-foot container onto a 40-foot chassis at the Matson Staging Area when he noticed oil leaking from one of the hydraulic hose lines of the Top Lifter he was operating. The oil was leaking from a busted hydraulic hose line on the mast of the Top Lifter which was cracked due to wear and tear.

Transportation Leader Concepcion reported that the Top Lifter was still under warranty and that Morrico mechanics address the repair of the defective hose.

Inspector III Salas estimated that 2-quarts of hydraulic oil had spilled onto the pavement and was cleaned up by Transportation personnel with the use of absorbent sand and pads. He also reported that the National Response was notified and that Report No. 1172152 was issued.

Inspector III Salas determined that the primary cause of this incident was due to defective hydraulic hose. He recommended that Morrico Mechanics perform preventive maintenance inspections on all equipment to identify potential mechanical problems before they occur. He also recommended that this incident is discussed by the Accident Review Board and to then provide recommendations to the General Manager on this matter.

Property Damage – Gantry No. 6 Spreader Case No. 22-17

On Tuesday, March 7, 2017, the GM received a report from Safety Inspector II, John Troy Santos concerning damage to the Spreader on Gantry No. 6 that had occurred on Monday, March 6, 2017. According to Safety Inspector II Santos, he had received a call from Transportation Leader Anthony Concepcion informing him that Crane Operator Peter Quichocho had been assigned to discharge containers from the Vessel Mana. While he was in the process of retrieving an Isotainer from Bay No. 5 of the Vessel, the left front flapper on the spreader hit another Isotainer, thus causing damage to the flapper. Crane Operator Quichocho immediately stopped operating the crane and informed Transportation Leader Concepcion of the incident. Police Officer II Jerry Sanchez was present at the incident on behalf of Port Police.

Safety Inspector II Santos determined in his findings that Crane Operator Quichocho had failed to raise the spreader's flapper prior to retrieving the Isotainer. This resulted in damage to the flapper but not to the Isotainer. He concluded that the damage to the Gantry No. 6 flapper was due to inattention on the part of Crane Operator Quichocho. Safety Inspector II Santos also recommended that this incident is discussed by the Accident Review Board and to then provide recommendations to the General Manager on this matter.

Coolant Leak on Matson Tractor No. 892 Case No. 23-17

On Wednesday, March 8, 2017, the GM received a report from Safety Inspector II Kenneth Santos concerning a coolant leak found on Matson Tractor No. 892 that had occurred on that day. According to Safety Inspector II Santos, he had received a call from Armed Security Guard Ronald Laitan reporting a fluid leak on Matson Tractor No. 892 that was parked at the CFS Warehouse. Matson Operator Mike Cepeda stated that he operated the tractor that same afternoon to move two containers to Area A for staging. Upon completion, he parked the tractor back at the warehouse where it later leaked radiator fluid onto the ground. Port Police II Mike Franquez was present at the incident on behalf of Port Police along.

Safety Inspector II Santos reported that Matson Operator Cepeda had indicated that the radiator core has a pin hole due to the radiator overheating. He also reported that there was approximately 2-quarts of coolant had leaked from the radiator and that Matson personnel used absorbent pads to clean up the coolant. The National Response Center was notified and Report No. 1172636 was issued.

Safety Inspector II Santos concluded that the cause of the incident was due to wear and tear on the tractor radiator. He recommended that this incident is discussed by the Accident Review Board and to then provide recommendations to the General Manager on this matter.

Hydraulic Oil Spill - Tractor No. T-79 Case No. 24-17

On Friday, March 17, 2017, the GM received a report from Safety Inspector II John Troy Santos concerning a hydraulic oil spill from Tractor No. T-79 that had occurred on Thursday, March 16, 2017. According to Inspector II Santos, Crane Operator Peter Quichocho had been operating Tractor No. T-79 and was assigned to the Vessel APL. While Operator Quichocho was waiting in line to receive a discharged container from the Vessel APL he was informed by Stevedore Arthur Naputi that hydraulic oil had been leaking from the bottom of Tractor No. T-79. Operator Quichocho then drove the tractor to the dispatch Office and reported the incident to Transportation Leader Concepcion who in turn contacted the Safety and Port Police offices.

Inspector II Santos determined in his findings that Transportation Leader Anthony Concepcion had checked the locations traveled by Operator Quichocho and found oil leaks at the following locations: dockside at Cleat 1950 and the Matson's Staging Area by CFS building.

Inspector II Santos reported that Fleet Mechanic II Ionatana Faasuamalie determined that the oil leak was due to a cross-threaded bolt that secures the oil pan to the transmission. He also reported that approximately half a quart of oil leaked on each spill location and that the leaks were cleaned by Transportation Division personnel with the use of absorbent sands and pads. The National Response Center was notified and Report No. 1173329 was issued.

Inspector II Santos concluded that the bolt that was used on Tractor No. T-79 may have already been cross-threaded or as the bolt was being screwed in, it may have not been properly threaded and was forced in causing an improper seating of the bolt creating a space between the oil pan and the transmission allowing oil to escape.

Inspector II Santos recommended that this incident be discussed by the Accident Review Board and to then provide recommendations to the General Manager on this matter.

Property Damage to Mule Case No. 25-17

On Tuesday, March 21, 2017, the GM received a report dated Monday, March 20, 2017 from Safety Administrator Vince Acfalle concerning an incident that occurred on Thursday, March 16, 2017. According to Safety Administrator Acfalle, Electrician I Felipe Gico was operating the Electrician's Mule and was assigned to reefer duties. During his operation, Electrician Gico reported that he had placed a roll of reefer power cords on the passenger side deck of the Mule as he claims the cargo bed was already filled with material. While he was driving, he noticed the power cord started to fall off the Mule's deck. Electrician Gico then further stated that as he reached over to gather the cords back in the Mule with his right hand, he inadvertently pulled the steering wheel to the right with his left hand causing the Mule to veer right hitting the front left corner of the reefer's chassis. This resulted in damage to the tubular main frame on the passenger side and a cracked front windshield to the Mule. The chassis also sustained damage to the bottom left corner on its front side.

Safety Administrator Acfalle concluded that the primary cause of this incident was due to Mr. Gico reaching over to retrieve a power cord while vehicle was in motion. He recommended that Electrician Gico's driving privileges be suspended and that he receive necessary training to operate Port equipment. He also recommended that this incident is discussed by the Accident Review Board and to then provide recommendations to the General Manager on this matter.

Hydraulic Oil Spill – Top Lifter No.16-08 Case No. 26-17

On Tuesday, March 21, 2017, the GM received a report dated Friday, March 17, 2017 from Safety Administrator Vince Acfalle concerning a hydraulic oil spill with Top Lifter 16-08 that had occurred on that day. According to Safety Administrator Acfalle, Transportation Operator III Ronnie Sablan was operating Top Lifter No. 16-08 and was assigned to ground incoming containers. While Operator Sablan was grounding a 40 foot container at Area N, he had adjusted the spreader and noticed a hydraulic oil leak. He then immediately shut down the Top Lifter and reported the incident to Transportation Leader Anthony Concepcion who in turned notified Safety Inspector John Troy Santos and Port Police Officer II Angela M. Cabrera

Safety Administrator Acfalle reported that approximately one quart of hydraulic oil had spilled and covered a pavement area of 20' X 20'. The Nation Response Center was notified and Report #1173410 was issued.

Fleet Mechanic I Richard Flores determined that the oil leak is due to wear and tear on high pressure hose that supplies hydraulic oil to the spreader.

Safety Administrator Acfalle recommended that this incident is discussed by the Accident Review Board with an emphasis on maintenance of equipment and to then provide recommendations to the General Manager on this matter.

Damaged Property Case No. 27-17

On Thursday March 23, 2017, the GM received a report dated Tuesday, March 21, 2017, from Safety Administrator Vince Acfalle concerning damaged pavement that had been discovered by Detailed Safety Inspector Robert Lau while conducting an inspection at the EQMR Warehouse on Monday, March 21, 2017. Safety Administrator Acfalle reported that the scuffs and scrapes to the asphalt extended between the EQMR building and the Diesel Fuel Surface Tank at Drum Lot No. 2. He also reported that an old dilapidated wooden shack had been relocated from the inbound lane to the front of Facility Maintenance shop for demolition. Facilities Maintenance Leader Dave Taitano had tasked Building Maintenance Supervisor Ray Munoz to demolish the shack and to place the debris into the dumpster. Facilities Maintenance Leader Taitano himself had decided to relocate the dumpster from its location by the Drum Lot 2 to the front of the Facility Maintenance Shop. After he demolished the wooden shack and placed all the lumber into the dumpster, he relocated the dumpster back to its original location.

Safety Administrator Acfalle stated that Facilities Maintenance Leader Taitano had used a 5-Ton forklift to relocate the dumpster. He had elevated and chained one end of the dumpster to the forks and pulled it to Facility Maintenance Shop. The dumpster on one end was designed so that it could be hooked and winched off and onto a flatbed. The opposite end of the dumpster was

fitted with metal casters to bear the load so that the dumpster could be rolled instead of dragged while it was being offloaded or loaded onto a flatbed.

Safety Administrator Acfalle went on to report that the dumpster with metal casters was not designed to travel any significant distance. The metal casters were designed to assist in off-loading/loading of the dumpster onto a flatbed. He also reported that Facilities Maintenance Leader Taitano did not report the incident as required.

Safety Administrator Acfalle went on to state that OSHA 29 CFR 1910.178 Refresher training in relevant topics shall be provided to an operator when: the operator has been observed to operate the vehicle in an unsafe manner; the operator has been involved in an accident or near-miss incident; the operator has received an evaluation that reveals that the operator is not operating the equipment safely.

Safety Administrator Acfalle concluded that the dumpster with casters was only designed to assist in off-loading and loading onto a flatbed utilizing a winch system. The lumber from the demolished shack should have been palletized and transported by forklift to the dumpster for disposal.

Safety Administrator Acfalle recommended that Facilities Maintenance Leader Taitano's forklift operator privilege be suspended pending refresher training on the proper operation of a forklift. He also recommended that this incident is discussed by the Accident Review Board and to then provide recommendations to the General Manager on this matter.

Property Damage to Official License Plate Case No. 28-17

On Friday, March 24, 2017, the GM received a report dated Tuesday March 21, 2017 from Safety Administrator Vince Acfalle concerning damaged the license plate of Official No. LP#6314 that had occurred that day. According to Safety Administrator Acfalle, Safety Inspector II Kenneth Santos had reported that Stevedore Supervisor Junior Topasna had been conducting a pre-operations check of Official No. LP#6314 when he noted that the vehicle had been parked with the front license plate butted up against the U.S. Customs Border Patrol's (USCBP) box trailer's hitch. The box trailer is located near the Pedestrian Gatehouse shack. Stevedore Leader Richard Dydasco was the last operator of the official and was the operator that parked the official at the Pedestrian Gate.

Safety Administrator Acfalle reported that the damage to the vehicle resulted in a bending of the license plate and the license plate frame. The USCBP's box trailer and hitch did not receive any damage. Port Police II Angela Cabrera contacted the USCBP office USCBP Supervisor Kenneth Gibbons to report the incident and reported no damage to the box trailer or hitch. PO II Cabrera relayed USCBP Supervisor Gibbons that she is the point of contact for this particular incidence. Safety Inspector II Kenneth Santos and Port Police II Angela Cabrera responded to this incident.

Safety Administrator Afalle also reported that Stevedore Leader Dydasco operated the official vehicle without a trip ticket and parked the official in a manner that caused minor damage to the license plate and its frame.

Safety Administrator Afalle recommended that the Dispatch Office personnel personally issue and receive Trip Tickets and vehicles and provide a visual accounting of the vehicles being turned in and issued out. He added that the Accident Review Board was working with the Transportation Superintendent to submit recommendations on how best to accomplish this procedure. Safety Administrator Acfalle further recommended that equipment operators be suspended from operating any equipment until they are re-trained. He also recommended that this incident is discussed by the Accident Review Board and to then provide recommendations to the General Manager on this matter.

Property Damage to Gantry Tie Down Case No. 29-17

On Friday, March 31, 2017, the GM received a report dated Monday, March 27, 2017 from Safety Administrator Vince Acfalle concerning an incident that occurred Friday, March 24, 2017 concerning property damage to the concrete encasement of the Gantry Tie Down. According to Safety Administrator Acfalle, Safety Inspector II John Troy Santos was conducting a periodic inspection and was observing the ramp-up preparation for the Vessel Green Lake. He noted that when the plywood was removed from under the ramp, he observed concrete spalling surrounding the Gantry Tie Down and noted that it sustained some damages. The Gantry Tie Down is located between 2550 Cleat and 2300 Bollard. Safety Inspector II Santos reported that Ambyth Agent Joe Guerrero was present at the sight and acknowledged the damage. Port Police Officer II Eric Salas I and Police Officer II Joy Cruz responded to this incident.

Safety Inspector II Santos reported that the damage was 4" X 5" X 3/4" deep with an estimated cost of repair from the Engineering Division at \$490.00

Safety Inspector II Santos concluded that the Gantry tie down box was a few inches higher from the rest of the dock creating an uneven distribution of the weight on the ramp and possibly placing more of the ramp's weight on the concrete surrounding the Gantry Tie Down. He also recommended that this incident is discussed by the Accident Review Board and to then provide recommendations to the General Manager on this matter.

Property Damage at Area P Case No. 30-17

On Wednesday, March 29, 2017, the GM received a report from Safety Inspector II John Troy Santos concerning property Damage at Area P that occurred that day. According to Safety Inspector II Santos, Transportation Leader Anthony Concepcion reported the damage and relayed that Operator II Ricky Garrido had been operating Tractor T-108 and had been assigned

to the Vessel Kyowa Rose. He further reported that Operator Garrido was in Area Q searching for a grounded container but did not find it. While he was exiting area Q and turned left into area P to continue his search of the container he executed a tight turn instead of a wide turn that resulted in him hitting a Jersey Barrier. Operator Garrido immediately informed Transportation Leader Concepcion of the incident. Also Port Police Officer II Angela Cabrera was present at the scene.

Safety Inspector II Santos reported that Tractor No. T-108 sustained a 1/2" in diameter x 1/6" depth to the front right side of bumper.

Safety Inspector II Santos determined in his findings that drivers are trained to make wide turns when exiting and entering container isles and alleys to prevent this type of incident that occurred. He also concluded that Operator Garrido was focused on finding his container and was inattentive of his surroundings and was not adhering to his operator training.

Safety Inspector II Santos recommended that this incident is discussed by the Accident Review Board and to then provide recommendations to the General Manager on this matter.

Equipment Damage to Tractor No. T-749 Case No. 31-17

On Wednesday, April 5, 2017, the GM received report dated Tuesday, April 4, 2017, from Safety Administrator Vince Acfalle concerning equipment Damage to Tractor No. 749 that had occurred on Monday, April 3, 2017. Safety Administrator Acfalle reported that Detailed Safety Inspector Robert Lau had been conducting his routine inspection of the yard and operations and witnessed a tire rolling and hitting a new vehicle.

Safety Inspector Lau's investigation determined that Equipment Operator Danny Jr. Zamora had been assigned to operate Tractor No. 749, and was assisting with the vanning of vehicles in front of the CFS Warehouse. Equipment Operator Zamora was traveling west, between former Warehouse No. 2 area and Mobile Harbor Crane, when the left front tire of his Tractor became dethatched, rolled and hit a new vehicle identified as a Mitsubishi Outlander. The Mitsubishi Outlander vehicle had been discharged from the Vessel Venus Leader on Saturday, April 1, 2017. The Mitsubishi was parked on the concrete pad of the former Warehouse 2 building waiting to be processed. The Mitsubishi sustained damages to the right fender, right rim and tire. Safety Inspector Robert Lau and Port Police II Jonathan Aguon had responded to this incident.

Safety Inspector Lau went on to report that Equipment Operator Zamora had been issued a trip ticket and performed his inspection of Tractor No. 749 and did not note any discrepancies. He also reported that after the tire came off the tractor, it rolled approximately 50 feet before hitting the Mitsubishi vehicle. The tire rolled another 100 feet before coming to a stop. Tractor No. 749's left front tire/wheel and axle hub assembly came off of the front axle as one component. He noted that Tractor No. 749 is owned by MATSON but is maintained and operated by PAG personnel.

Safety Inspector Lau also reported that Fleet Mechanic Leader William Hudson stated that mechanical failure was due to a worn out outer wheel bearing. He added that MSA Operator Manager Byron Valera had been notified of the incident.

Safety Inspector Lau concluded that Equipment Operator Zamora conducted his pre-trip inspection and did not find deficiencies. The operator's level of inspection is based on normal daily operational checks and may not be able to detect most mechanical components that may have a potential to fail. He also noted that Fleet Maintenance should defer to manufactures schedule for servicing components based on hours of usage and/or mileage driven. Safety Inspector Lau recommended that this incident is discussed by the Accident Review Board and to then provide recommendations to the General Manager on this matter.

Property Damage to Tractor No. 106 Case No. 32-17

On Friday, April 7, 2017, the GM received a report dated Wednesday, April 5, 2017, from Safety Administrator Vince Acfalle concerning property damage to Tractor No. 106. According to Safety Administrator Acfalle, Safety Inspector II Kenneth Santos had received a radio call from Transportation Leader Anthony Concepcion reporting a Property Damage incident.

Operator II Herbert Perez had been assigned to a load back operation on the Vessel Maunawili. Operator II Perez stated that as he was driving by F6 when he pulled over to disengage his chassis because the brakes were locking up. After disengaging the chassis from his Tractor, he drove off forgetting to disconnect the air lines.

Port Police Officer II Eric Salas interviewed Operator Perez after the incident and inquired if he was taking any medication or was there anything that was bothering him that he didn't disconnect the air lines? Mr. Perez responded that he was not under any medication and stated that he was just frustrated as he felt like he was the only one pulling containers to load the vessel in his line up.

Safety Administrator Acfalle concluded that Operator Perez had disengaged the chassis but forgot to disconnect his air lines and that while Operator Perez voiced some frustration with other drivers not pulling their load he should have voiced his concerns to his supervisors.

Safety Administrator Acfalle further stated that the Safety Division has been providing training to the drivers and noted that the next available window for mass driver training was scheduled for Monday, April 17th and Tuesday, April 18, 2017.

Safety Administrator Acfalle recommended that this incident is discussed by the Accident Review Board and to then provide recommendations to the General Manager on this matter.

Hydraulic Oil Spill Top Lifter No. 16-10 Case No. 33-17

On Friday, April 7, 2017, the GM received a report dated Thursday, April 6 from Safety Administrator Vince Acfalle concerning a hydraulic oil spill from Top Lifter No. 16-10. Safety Administrator Acfalle reported that Equipment Operator II Kevin Sanchez had been assigned to Yard operations and was loading containers onto tractors at "Foreign" grounded area located on the South Side of the CFS building.

Operator II Sanchez was traveling the Top Lifter (unloaded) when he noticed oil leaking from a hydraulic hose located on the mast of the Top Lifter. Operator II Sanchez immediately shut down the Top Lifter and notified his Supervisor Crane Operator Leader Joe Bamba.

Safety Administrator Acfalle reported that approximately 1/2-gallon of hydraulic oil had escaped from the hydraulic hose. He also relayed that Transportation personnel used absorbent pads and sand to perform the necessary cleanup. The National Response Center was notified and issued Report No. 1174961

Safety Administrator Acfalle also reported that Port Police Officer II Joy Cruz and Safety Inspector II Joshua Candoleta responded to this incident.

Safety Administrator Acfalle concluded that the primary cause of the incident was a faulty hydraulic hose line and added that faulty hydraulic hoses continue to be a problem with the new Top Lifters. He also stated that Acting EQMR Manager Joaquin Pangelinan was in communication with the Vendor to address possible fixes.

Safety Administrator Acfalle also recommended that this incident is discussed by the Accident Review Board and to then provide recommendations to the General Manager on this matter.

Property Damage – Tractor No. 86 Case No. 34-17

On Monday, April 10, 2017, the GM received a report dated Thursday, April 6, 2017 from Safety Administrator Vince Acfalle concerning property damage to Tractor No. 86 that had occurred that day. Safety Administrator Acfalle reported that Environmental Specialist Paul Santos had received a call from Transportation Leader Anthony Concepcion reporting that Operator II Herbert Perez had been assigned to work the Vessel APL Guam and was parking an empty chassis at the Area Echo. During this process, he had reversed the tractor and dropped his fifth wheel which disengaged the chassis. However, Operator II Perez did not disconnect his air hose line hose before driving forward resulting in the in the hose tearing off the tractor. Environmental Specialist Santos and Port police Officer II Eric Salas responded to this incident.

Safety Administrator Acfalle determined that Operator II Perez had failed to disconnect the Glad Hand from the chassis. Fortunately, there was no damage to the chassis or chassis air hose line connector on the chassis.

Safety Administrator Acfalle concluded that Operator II Perez had disengaged the chassis but had forgotten to disconnect the air lines. He reported that Operator II Perez had since been trained on SWPP and Accident Prevention and Defensive Driving on Saturday, 8, April 2017.

Safety Administrator Acfalle also recommended that this incident is discussed by the Accident Review Board and to then provide recommendations to the General Manager on this matter.

Property Damage - Kyowa Cattleya Vehicle Case No. 35-17

On Monday, April 10, 2017, the GM received a report dated Friday, April 7, 2017 from Safety Administrator Vince Acfalle concerning damage to a vehicle that was being discharged from the Vessel Kyowa Cattleya on Wednesday, April 5, 2017. According to Safety Administrator Acfalle, Stevedore Supervisor II Patrick Alvarez had contacted Detailed Safety Inspector Robert Lau to report damages to one of the vehicles being discharged from the Vessel Kyowa Cattleya identified as a white Hyundai Veloster.

Stevedore Casual Woodrow Concepcion had been assigned to discharge new vehicles off the Vessel Kyowa Cattleya and was operating the Hyundai Veloster when this incident happened. Stevedore Casual Concepcion stated that he was following the hand signals and instructions from the Spotter Stevedore Leader Richard Dydasco but due to the tight space, he misjudged the clearance causing the front passenger tire hubcap, rim, and fender valance to hit the watertight bulkhead door lock handle. Stevedore Leader Dydasco stated that on Stevedore Casual Concepcion's attempt to exit the twin deck, the vehicle was too close to the door lock handle. Stevedore Leader Dydasco then instructed Stevedore Casual Concepcion to stop, reverse and turn the steering wheel left. However, Stevedore Leader Dydasco stated that Stevedore Casual Concepcion turned right instead causing the collision. Detailed Safety Inspector Lau and Port Police II Joy Cruz responded to this incident.

Safety Administrator Acfalle determined in his findings that Stevedore Casual Concepcion was exiting Cargo Hold No.1, the right front tire made contact with the watertight bulkhead door lock handle. This resulted in minor damages to the vehicle's right front hubcap, rim, and fender valance. Safety Administrator Acfalle also determined that there was insufficient clearance between the vehicles right front clip and the watertight bulkhead door and concluded that Stevedore Casual Concepcion did not follow Stevedore Leader Dydasco's instructions which would have prevented the incident.

Safety Administrator Acfalle recommended that this incident is discussed by the Accident Review Board and to then provide recommendations to the General Manager on this matter.

Property Damage to 5-Ton Forklift No. 16-46 Case No. 36-17

On Tuesday, April 11, 2017, the GM received a report dated Saturday, April 8, 2017, from Safety Administrator Vince Acfalle concerning property damage to 5-Ton Forklift No. 16-46. According to Safety Administrator Acfalle, Environmental Compliance Specialist Paul Santos had received a call from Stevedore Supervisor I Reed Topasna reporting to him that there was property damage involving 5-Ton Forklift No. 16-46 by Stevedore Casual Woody Concepcion while he was relocating a shoe box from the dockside of F-5 to the Cone Basket (flat rack that stores all the shoe boxes) located by the area of LC-3.

Safety Administrator Acfalle reported that Stevedore Casual Concepcion traveled in between the Cone Basket and a 40' container (parked paralleled approximately 20' away) to off load the shoe box. While in between the container and the Cone Basket, Stevedore Casual Concepcion turned left to off load the shoe box, the back end of the fork lift made contact with the side of the container causing paint to chip off the fork lift. Stevedore Casual Concepcion did not report the incident to Stevedore Supervisor I Reed Topasna until two and a half hours after the incident.

Safety Administrator Acfalle reported that Forklift No. 16-46 was not assigned to Stevedore Casual Concepcion but was assigned to Stevedore Casual Raymond Gofigan in support of Vessel Kyowa Rose operations at F-5 dockside. Stevedore Casual Gofigan stated that he never gave Stevedore Casual Concepcion authorization to utilize the forklift. Mr. Gofigan stated he did not know that Mr. Concepcion drove the fork lift. Stevedore Casual Gofigan stated that he informed his Stevedore Supervisor I Topasna about the incident at 1900hrs. In response, Stevedore Casual Gofigan stated that Stevedore Supervisor I Topasna was furious that the incident was not reported immediately and that Stevedore Casuals Gofigan and Concepcion both acknowledged that in their briefings, have been notified and are aware to report any incidents or accidents immediately to their supervisors. Compliance Specialist Santos and Port Police II Albert Gabriel responded to this incident.

Safety Administrator Acfalle determined in his findings that Stevedore Casual Gofigan, while the authorized driver, did not have a Trip Ticket properly filled out. Also, Stevedore Casual Concepcion stated that he operated the fork lift simply to help with the completion of vessel operations but waited until his shift was completed at 1900hrs to report the incident even though he was fully aware of his responsibility to report all incidents. Safety Administrator Acfalle also determined that the paint damage to Forklift No. 16-46 was approximately 5 inches long by 2 inches wide.

Safety Administrator Acfalle concluded that Stevedore Casual Concepcion was an unauthorized operator of the forklift and that both he and Stevedore Casual Gofigan failed to report the incident to their supervisor immediately.

Safety Administrator Acfalle recommended that Stevedore Casual Concepcion's forklift driving privileges be revoked pending forklift refresher training.

Safety Administrator Acfalle further recommended that this incident is discussed by the Accident Review Board and to then provide recommendations to the General Manager on this matter.

Work Injury Case No. 37-17

On Friday, April 14, 2017, the GM received a report dated Wednesday, April 12, 2017, from Safety Administrator Vince Acfalle concerning a work injury that had occurred as far back as Friday, March 24, 2017. He stated that Safety Inspector II Joshua Candoleta had received a call from Port Police II James Sandlin requesting him to meet at the Port Command Center to respond to a work injury report.

Safety Administrator Acfalle reported that Stevedore Casual Wenceslaus Reyes had been working in support of Vessel Green Lake's line handling operations. Also working with Stevedore Reyes on this operation were Stevedore Casual I Jose Tajalle and Stevedore Casual Rene Topasna. The Stevedores had been assigned to let go the bow lines for the departure of Vessel Green Lake. Stevedore Casual Topasna was tasked to shadow Stevedores Reyes and Tajalle on this operation. Stevedore Reyes stated that he and Stevedore Tajalle lifted the rope over the 1550 Bollard but a portion of the rope was wedged between the Bollard's cross rod and the stern line of Vessel Kota Henning. Stevedore Reyes stated that Stevedore Topasna instructed Stevedore Casual Tajalle to kick the rope. Stevedore Reyes stated that after Stevedore Tajalle's attempts to kick and free the rope had failed, he attempted to free the rope by kicking it as instructed. Stevedore Reyes stated that during one of his kicks (he was using the heel portion of his safety shoe to kick the rope) his right ankle rolled and he then felt it pop and experienced immediate sharp pain to his right ankle. Stevedore Reyes stated that he informed Stevedore Casual Topasna that he hurt his ankle when he kicked the rope and that Stevedore Casual Topasna told him to be more careful.

Safety Administrator Acfalle further reported that Stevedore Tajalle stated that Stevedore Topasna had instructed him and Stevedore Casual Reyes to "kick the line, just kick the line". Stevedore Topasna stated that no time did he instruct Stevedore Casual Reyes or Stevedore Tajalle to kick the line.

Stevedore Casual Reyes called Planner Work Coordinator Corrina Quinata on Saturday, March 25, 2017 to inform her that he might not be able to work on next scheduled day on Monday, March 27, 2017 because his ankle was swollen and painful as a result of his incident on March 24, 2017. Planner Work Coordinator Quinata supposedly told Casual Stevedore Reyes to come in Monday, March 27, 2017 and "We will take it from there."

Stevedore Reyes called Supervisor I Robert Meeks Sunday, March 26, 2017, to inform him that he will be calling in sick for March 27, 2017 because his ankle was still swollen and painful from the incident on March 24, 2017. Supervisor Meeks inquired if he had reported the incident and

Stevedore Casual Reyes replied that he did not report it to a supervisor but he did tell Stevedore Topasna that he hurt his ankle while kicking the rope. Supervisor Meeks instructed Stevedore Casual Reyes to call work on March 27, 2017 and inform the Supervisor on duty of his issues.

Stevedore Topasna stated that earlier in the day on March 24, 2017, he noticed Stevedore Casual Reyes was limping and that he had responded that he was moving some things out of his house and twisted his ankle.

On Thursday, March 30, 2017, Stevedore Casual Reyes stated that the pain and swelling on his right ankle had gotten worse and is seen at Guam Memorial Hospital that day.

Safety Administrator Acfalle stated that Stevedore Casual Reyes's injury had not been reported until March 30, 2017. He also stated that the protocol to loosen wedged or stuck lines was to ask the vessels crew to give slack to the line. Stevedores then should step back and move away from the rope until enough slack is given to loosen the rope.

Safety Administrator Acfalle concluded that Stevedore Casual Reyes had injured his ankle while attempting to kick the rope free during line handling operations for Vessel Green Lake. He also noted that Stevedore Casual Reyes failed to immediately and officially report the incident to his supervisor and fill out a GWC-201 (Notice of Employee's Injury/Illness or Death). Stevedore Casual Reyes stated that he informed Stevedore Topasna that he hurt his ankle after kicking the rope while they were still at dockside. He also stated that Stevedore Casual Reyes stated that Stevedore Topasna told him to be more careful. According to the statements provided by Stevedore Casual Reyes, Stevedore Topasna was aware of the incident on 24 March 2017, 1721hrs, Planner Work Coordinator Quinata was aware of the incident on 25 March 2017, 1200hrs and Supervisor I Meeks was aware of the incident on 26 March 2017, 1930hrs but no action was taken to document the incident.

Safety Administrator Acfalle reported that he spoke with WCC Representative Manny Pablo recommended authorizing treatment for Stevedore Casual Reyes' injury. He explained that he may have hurt his ankle earlier at home but aggravated the ankle while kicking the rope at work. Safety Administrator Acfalle recommended that this incident is discussed by the Accident Review Board and to then provide recommendations to the General Manager on this matter.

Note: Pages 28 thru 30 are Personnel Related Matters.

FEDERAL GRANT/LOANS & LOCAL FUNDING PROGRAMS
FY2017 Port Modernization Plan
Grant Strategy - Monthly Update

April 21, 2017

Summary Sheet of Funding/Financing

| Port Modernization | Approved Amount | Expenditures | Remaining Balance | NOTES |
|----------------------|-------------------------|-------------------------|-------------------------|---|
| Modernization | \$ 59,880,000.00 | \$ 46,871,985.04 | \$ 13,008,014.96 | \$48.5M Port Enterprise Fund / \$10M US DOT TIGER GRANT H-Wharf |
| Security | \$ 1,378,886.00 | \$ 23,384.68 | \$ 1,355,501.32 | |
| Marinas | \$ 490,703.00 | \$ 93,512.55 | \$ 397,190.45 | |
| Port Police | \$ 24,000.00 | \$ 7,732.57 | \$ 16,267.43 | Section 402 Highway Safety Funds |
| | | | | |
| Grand Totals: | \$ 61,773,589.00 | \$ 46,996,614.84 | \$ 14,776,974.16 | |

| Applications Pending | Requested Amount | | | NOTES |
|----------------------------------|----------------------|--|--|------------|
| PAG Facilities Hardening Project | \$ 762,171.52 | | | USDHS FEMA |
| Grand Totals: | \$ 762,171.52 | | | |

PORT AUTHORITY OF GUAM - FEDERAL GRANT FUNDING PROGRAMS
Friday, April 21, 2017

I. Port Modernization

| ITEM | GRANT # | PROJECT NAME | Federal or Local Agency | Notice to Proceed | % Completed | Award Date / End Date | Award Amount | Draw Down Submitted | Remaining Balance | STATUS |
|--|----------------------|--|---|-------------------|-------------|---|-------------------------|-------------------------|-------------------------|--|
| FY2010-01 | Port Enterprise Fund | Guam Commercial Port Improvement Program | DoD to DOT Maritime Administration Agency (MARAD) | 09/22/10 | 94.5% | 9/22/2010 - 9/22/2015 | \$ 48,500,000.00 | \$ 46,040,464.00 | \$ 2,459,536.00 | As of 4/9/2016 |
| FY2015-02 | GR0706-15-21 | Owner's Agent Engineer Support Services | Office of Economic Adjustment (OEA) DoD | | 60.3% | 01/01/2015 - 12/31/2016 *Extension approved 12/31/2017 | \$ 1,380,000.00 | \$ 831,571.04 | \$ 548,428.96 | 1-year grant extension request was submitted and approved. Grant performance period end date is now 12/31/2017. PAG exercised first option year contract renewal with OAE until Sept. 8, 2017. Task Order 2 services ongoing. PAG-OAG MOU renewed with new expiration date same as new grant end date of 12/31/2017. |
| FY2016-01 | DTMA91G1600007 | Rehabilitation of "H" Wharf | US DOT | | 0.0% | 7/19/2016 | \$ 10,000,000.00 | \$ - | \$ 10,000,000.00 | PAG concurrently working to address bond financing. |
| GRAND TOTAL GRANTS FOR MODERNIZATION: | | | | | | | \$ 59,880,000.00 | \$ 46,872,985.04 | \$ 13,008,014.96 | |

51.7%

II. SECURITY

| ITEM | GRANT # | PROJECT NAME | Federal or Local Agency | Notice to Proceed | % Completed | Award Date / End Date | Award Amount | Draw Down Submitted | Remaining Balance | STATUS |
|----------------------------------|---|---|----------------------------------|---|-------------|---|------------------------|---------------------|------------------------|--|
| FY2014-02 | EMW-2014-PJ-00572 | PAG Critical Infrastructure Cyber Security Assessment | FEMA Port Security Grant Program | Waiting on USDHS/FEMA grant award documents | 14.8% | 09/01/2014 - 08/31/2016 *Extension approved 08/31/2017 | \$ 157,500.00 | \$ 23,384.68 | \$ 134,115.32 | Data Management Resources, Inc. currently performing initial scope of the project. Kick off meeting was held on Monday, April 17, 2017. Ongoing communication between Port Team and DMAR Team is flowing efficiently. No changes in anticipated completion date. |
| FY2015-01 | EMW-2015-PJ-00261 | Maintenance and Sustainment Contract for the Port Command Center Port-Wide CCTV and Access Control Systems | FEMA Port Security Grant Program | 30-Sep-15 | 0.0% | 09/01/2015 - 08/31/2018 | \$ 178,070.00 | \$ - | \$ 178,070.00 | Maintenance and Sustainment contract awarded to Secure Safe. Kick off meeting was held with Port Police. Schedule is being developed by vendor and will be presented to the Port for approval. |
| FY2015-02 | EMW-2015-PJ-00261 | Upgrade and Refurbishment of Existing Damaged Security Light Poles and Fixtures at Strategic Port Locations | FEMA Port Security Grant Program | 30-Sep-15 | 0.0% | 09/01/2015 - 08/31/2018 | \$ 317,827.00 | \$ - | \$ 317,827.00 | Canton Construction Company currently working on the project. |
| FY2015-03 | FEMA Hazard Mitigation Assistance Grant Program | PAG Warehouse 1 Hardening Project | FEMA Hazard Mitigation Program | Waiting on USDHS/FEMA grant award documents | 0.0% | | \$ 75,629.00 | \$ - | \$ 75,629.00 | SOW has been completed by Engineering Dept. Next step is to work with Procurement Division to move forward with the procurement process. |
| FY2016-01 | EMW-2016-PJ-00523-501 | Acquisition & Installation of Additional Cameras at Strategic Port Facilities. | FEMA Port Security Grant Program | Waiting on USDHS/FEMA grant award documents | 0.0% | | \$ 174,644.00 | \$ - | \$ 174,644.00 | Status Quo - type of camera has yet to be determined. Anticipate to complete SOW on or before May 31, 2017. |
| FY2016-02 | EMW-2016-PJ-00523-501 | Upgrade & Refurbishment of Existing Damaged Security Light Poles at Strategic Port Locations | FEMA Port Security Grant Program | Waiting on USDHS/FEMA grant award documents | 0.0% | | \$ 475,216.00 | \$ - | \$ 475,216.00 | Status Quo - SOW being developed by Engineering Division. |
| GRAND TOTAL FOR SECURITY: | | | | | | | \$ 1,378,886.00 | \$ 23,384.68 | \$ 1,355,501.32 | |

GRAND TOTAL FOR SECURITY:

2.5%

III. MARINAS

| ITEM | GRANT # | PROJECT NAME | Federal or Local Agency | Notice to Proceed | % Completed | Award Date / End Date | Award Amount | Draw Down Submitted | Remaining Balance | STATUS: |
|--------------------------|------------|---|---------------------------|-------------------|-------------|---|---------------|---------------------|-------------------|---|
| FY2014-02 | F16AF01023 | Harbor of Refuge A/E Design & Environmental Studies - Phase 1 | DOJ/F&WS/Dept. of Ag/DAWR | 07/04/14 | 98.4% | 10/1/2013 - 9/30/2015 Per Design Grant is CLOSED | \$ 95,000.00 | \$ 93,512.55 | \$ 1,487.45 | Supplemental Site Assessment was approved by DoLAG. PAG to proceed with procurement process for the construction of Pump Out facility. Total Invoice Process for Rehabilitation amount to \$93,512.55. CLOSED |
| FY2014-03 | F14AF00131 | Renovation of the Guam Harbor of Refuge Phase 2 - A/E Design, Repair to Mooring, Acquisition of Pump out System & Shelter/Housing | DOJ/F&WS/Dept. of Ag/DAWR | 03/31/14 | 0.0% | 10/26/2013 - 9/30/2016 * Extension approved 9/30/2017 | \$ 86,181.00 | \$ - | \$ 86,181.00 | Supplemental Site Assessment was approved by DoLAG. \$14,931.00 Applied to Indirect Cost as indicated on Work Request. PAG to proceed with procurement process for the construction of Pump Out facility. SCOW completed. AG review & approved MOU. PENDING APPROVAL OF MOU by Governor AS TO LEGALITY AND FORRM. |
| FY2016-01 | F16AF00261 | Harbor of Refuge Moorage Repairs - Phase 3 | DOJ/F&WS/Dept. of Ag/DAWR | 09/11/16 | 0.0% | 10/26/2013 - 9/30/2017 | \$ 200,000.00 | \$ - | \$ 200,000.00 | DoLAG developing draft MOU |
| FY2016-02 | F16AF00566 | Agua Marina Demolition of Dock 8 | DOJ/F&WS/Dept. of Ag/DAWR | 11/17/16 | 0.0% | 6/1/2016 - 9/30/2017 | \$ 109,522.00 | \$ - | \$ 109,522.00 | Amount approved for PAG, is \$99,311 and Amount approved for DoLAG's Indirect Cost & Supplies is \$10,211. Approved by AG's Office. 04/11/2017 - PENDING APPROVAL OF MOU by Governor AS TO LEGALITY AND FORRM. |
| GRAND TOTAL FOR MARINAS: | | | | | | | \$ 490,703.00 | \$ 93,512.55 | \$ 397,190.45 | |

IV. PORT POLICE HIGHWAY SAFETY

| ITEM | GRANT # | PROJECT NAME | Federal or Local Agency | Authorization to Proceed | % Completed | Award Date / End Date | Award Amount | Draw Down Submitted | Remaining Balance | STATUS: |
|---------------------------------|---------------|---|---|--------------------------|-------------|-----------------------|--------------|---------------------|-------------------|---|
| FY2017-01 | PT17-03-04PPD | Port Police - Section 402 Highway Safety Funds - Operation Adu He Hilo (Watch Out!) | Department of Public Works/Office of Highway Safety | 2/24/17 | 32.2% | 10/1/2016 - 9/30/2017 | \$ 24,000.00 | \$ 7,732.57 | \$ 16,267.43 | ATP approved 2/24/2017. Speed enforcement activities ongoing along Routes 11 and 1. |
| GRAND TOTAL FOR HIGHWAY SAFETY: | | | | | | | \$ 24,000.00 | \$ 7,732.57 | \$ 16,267.43 | |

V. OTHER - POTENTIAL FUTURE GRANTS

| ITEM | POTENTIAL FUTURE GRANTS | PROJECT NAME | Federal or Local Agency | COMMENTS | PAG Estimated Cost Share/Matching | Federal Cost Share | Total Amount | STATUS: |
|--------------------------|-------------------------|----------------------------------|-------------------------|----------|-----------------------------------|--------------------|---------------|---------------------------------|
| FY2016-01 | Submitted 08/28/2015 | PAG Facilities Hardening Project | USOHS FEMA | | \$ 190,542.88 | \$ 571,628.64 | \$ 762,171.52 | Subject for review and approval |
| Potential Future Grants: | | | | | \$ 190,542.88 | \$ 571,628.64 | \$ 762,171.52 | |



PORT OF GUAM

ATURIDAT / PUETTON GUAHAN

Jose D. Leon Guerrero Commercial Port

1026 Cabras Highway, Suite 201, Piti, Guam 96925

Telephone: 671-477-5931/35 Facsimile: 671-477-2689/4445

Website: www.portguam.com



Eddie Baza Calvo
Governor of Guam

Ray Tenorio
Lieutenant Governor

FINANCE-YTD- February 2017

Financial Highlights

Income Statement

Balance Sheet

Accounts Receivable Aging Summary Report

Accounts Payable Summary

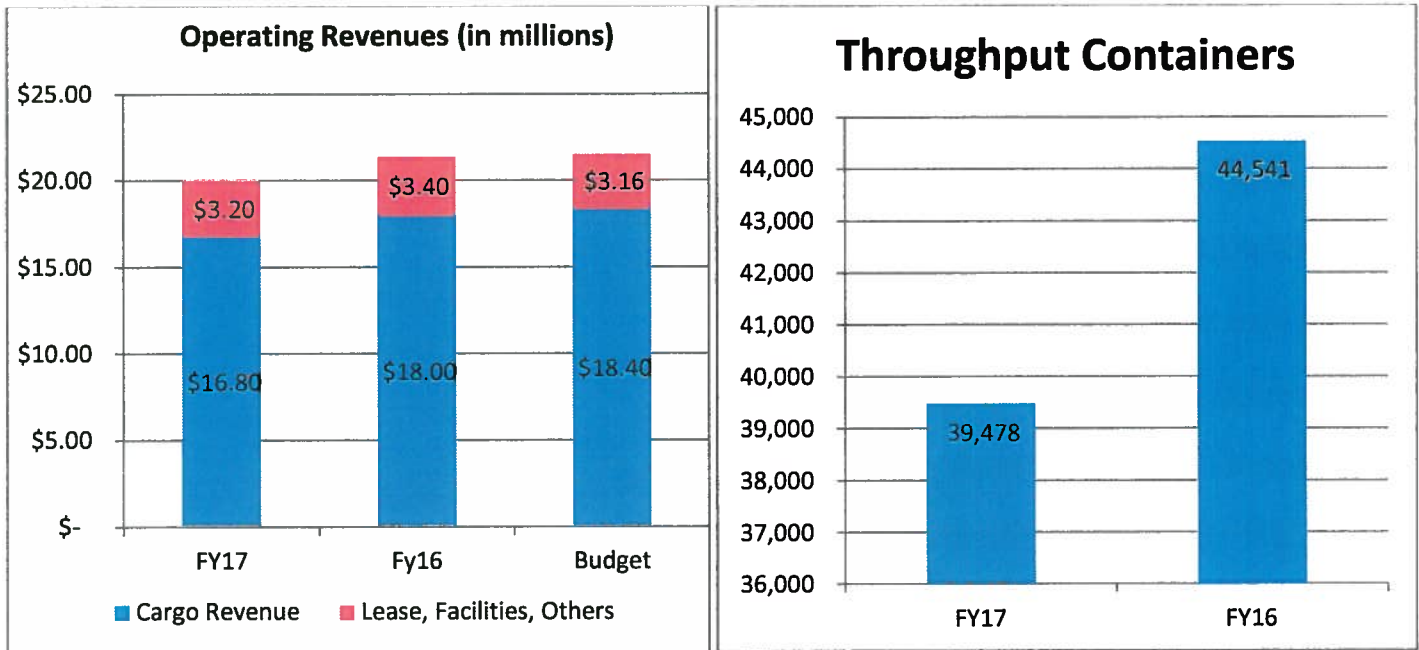
Budget Lift/Transfer Monthly Activities

Crane Surcharge Ledger

Facility Maintenance Ledger

Financial Highlights – YTD February FY2017

Operating Performance:



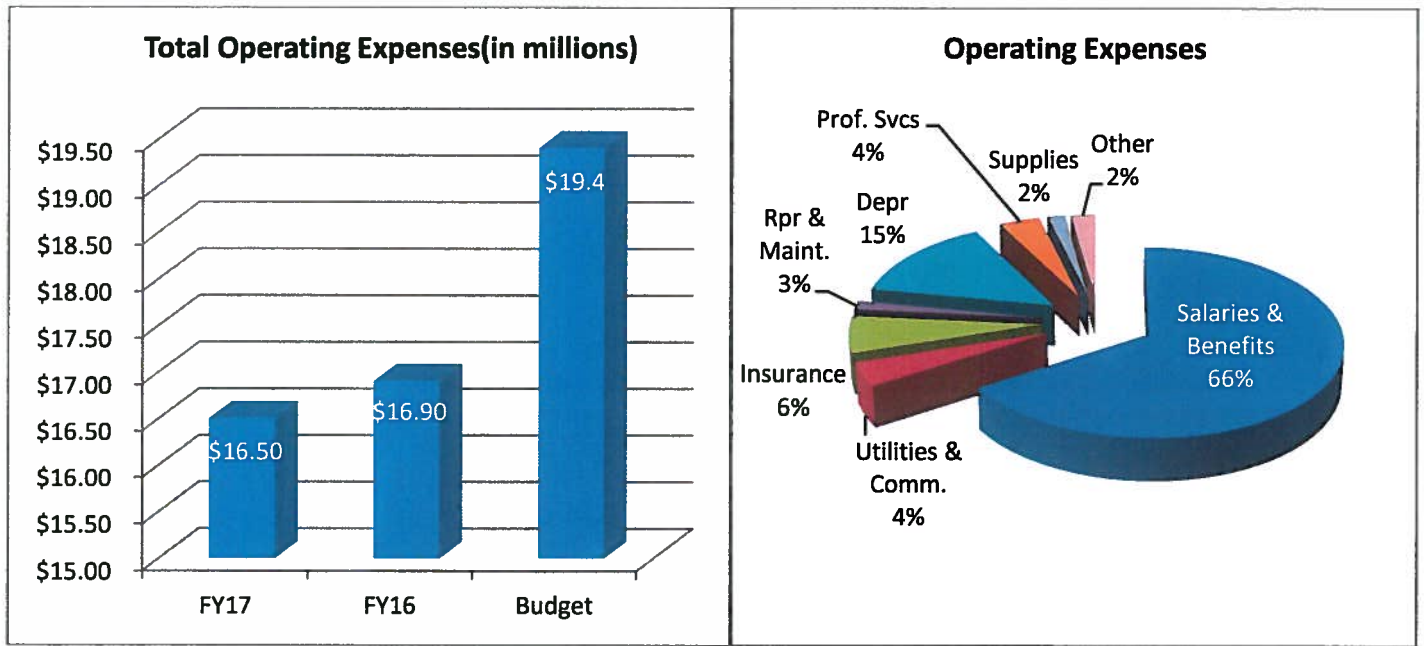
Total Operating Revenues as of February 2017 was \$20 million, which consist of \$16.8 million in cargo revenues and \$3.2 million in Facilities, Leases, and Other Services.

FY17 YTD cargo revenue is 7% lower than last year's total (\$18 mil) and 8% lower than Budget (\$18.4 mil).

FY17 YTD Facilities, Leases, and Other Services as of February is 6% lower than last year (\$3.4 mil) and 2% higher than budget (\$3.16mil).

Overall Operating Revenues as of February is 7% lower than Budget (\$21.5 mil) and 6% lower than last year's year to date February (\$21.4 mil).

Total number of containers handled as of February 2017 was 39,478 which is 11% lower compared to last year February total 44,541.



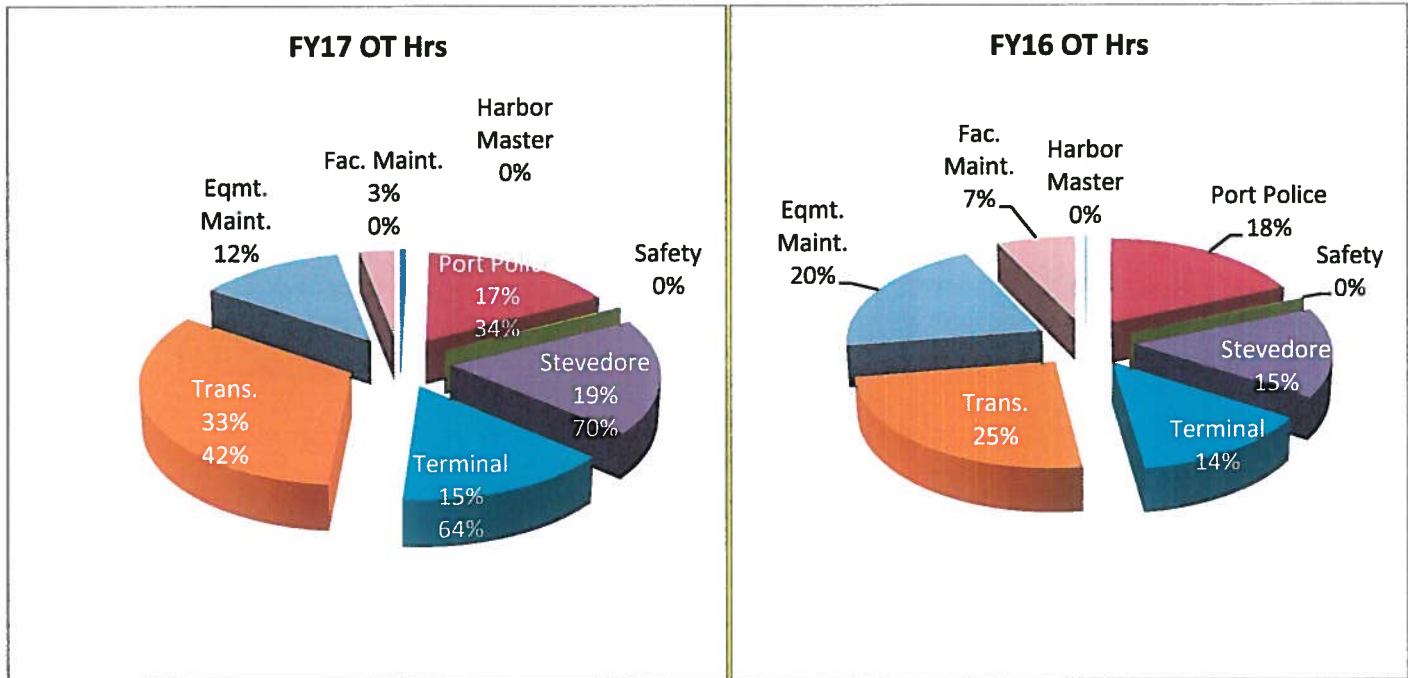
Total Operating Expenses as of February 2017 was \$16.5 million, which is 15% lower than Budget (\$19.4 mil) and 3% lower than last year's total operating expenses (\$16.9 mil).

Total Overtime as of February 2017 was \$780 thousand which is 20% higher than last year February (\$650 thousand). Direct Labor Revenue as of February was \$1.3 million, which is 9% lower than last year and 4% lower than budget. Direct Labor charges are for services performed by Port employees under special service request and differentials under the throughput.

Below is the breakdown of overtime for each division/section for FY17 and FY16 as of February:

| Section | FY17 | FY16 | Budget 2 nd Qtr | OT Revenue |
|-------------------------------|----------------|----------------|-------------------------------|----------------|
| Harbor Master | 3,385 | 642 | 2,500 | 0 |
| Port Police | 126,159 | 118,132 | 100,000 | 45,647 |
| Safety | 2,833 | 1,616 | 2,500 | 0 |
| Stevedore-Cargo Handling | 138,639 | 93,190 | 77,500 | 97,185 |
| -Rigger | 152 | 4,425 | 2,500 | 534 |
| Terminal | 112,807 | 87,266 | 90,000 | 72,253 |
| Transportation-Superintendent | 28,797 | 27,219 | 22,500 | 0 |
| -Crane Operator | 66,438 | 39,093 | 42,000 | 17,667 |
| -Equipt Operator | 134,538 | 81,086 | 73,500 | 86,680 |
| -Dispatcher | 18,671 | 10,883 | 12,000 | 0 |
| Maint.-Crane Maint. | 41,593 | 50,977 | 47,500 | 0 |
| -Preventive Maint. | 18,378 | 9,986 | 7,500 | 0 |
| -Fleet Maint. | 11,648 | 48,824 | 30,000 | 0 |
| -Welders | 21,885 | 19,563 | 15,000 | 0 |
| Facility Maint.-Building | 6,391 | 3,541 | 7,500 | 0 |
| -Elect./Refr. | 16,114 | 42,123 | 31,000 | 0 |
| Finance | 15,083 | 11,107 | 8,500 | 917 |
| Human Resources | 3,882 | 0 | 5,000 | 0 |
| Procurement | 1,386 | 0 | 0 | 0 |
| Information Technology | 8,623 | 283 | 0 | 0 |
| TOTAL | 777,401 | 649,956 | 577,000 | 320,883 |

Port Police OT Revenue is due to Passenger Vessels or under special service request. Electrician revenue is due to special service requests.



Year to date Operating Revenues minus the Year to date Operating Expenses resulted to an Operating Income of \$3.6 million as of February 28, 2017.

Non Operating Revenues and Expenses consist of the following: \$1.3 million-Retirement contribution for COLA, Supplemental and Medical/Dental/Life Insurance expenses, \$466 thousand-Interest expense on loans and \$23k Interest Income. The net total of non operating expenses and revenues as of February is a negative \$1.5 million.

The Total Net Income as of February is \$2 million.

Accounts Receivable Trade (net) as of February 28, 2017 is \$5.4 million.

Aging Status is as follows: 70% - Current, 12% - over 30 days, 3% - over 60 days, 0% - over 90 days and 14% - over 120 days.

Accounts Payable Trade as of February 28, 2017 is \$685 thousand which is 59% lower than last month ending balance of \$1.7 million.

**Port Authority of Guam
Income Statement
With Budget Comparison (Unaudited)
5 Months Ending 022817**

| Current Month | | Last Year | | Budget | | Year to Date | | Last Year to Date | |
|------------------------------|-------|-----------|-------|-----------|--------|--------------|-------|-------------------|-------|
| Actual | % | Actual | % | | % Chng | Actual | % | Actual | % |
| OPERATING REVENUES | | | | | | | | | |
| CARGO THROUGHPUT REVENUES | | | | | | | | | |
| 1,283,866 | 34.6% | 507,751 | 11.7% | 504,820 | 1.54 | 6,403,389 | 31.9% | 2,022,540 | 9.4% |
| 144,419 | 3.9% | 999,671 | 23.0% | 1,136,276 | (0.87) | 1,226,812 | 6.1% | 5,802,535 | 27.0% |
| 66,399 | 1.8% | 75,561 | 1.7% | 97,747 | (0.32) | 390,489 | 1.9% | 497,216 | 2.3% |
| | 0.0% | 2,127 | 0.0% | 1,142 | (1.00) | 1,123 | 0.0% | 4,489 | 0.0% |
| | 0.0% | | | | - | | 0.0% | | 0.0% |
| 16,135 | 0.4% | 169,010 | 3.9% | 64,989 | (0.75) | 184,695 | 0.9% | 365,134 | 1.7% |
| 5,650 | 0.2% | 3,827 | 0.1% | 4,821 | 0.17 | 26,610 | 0.1% | 21,628 | 0.1% |
| 7,235 | 0.2% | 2,563 | 0.1% | 2,681 | 1.70 | 16,051 | 0.1% | 14,764 | 0.1% |
| | 0.0% | 358 | 0.0% | 129 | (1.00) | 1,822 | 0.0% | 970 | 0.0% |
| 5,087 | 0.1% | 13,339 | 0.3% | 15,084 | (0.66) | 32,838 | 0.2% | 71,114 | 0.3% |
| CARGO THROUGHPUT REVENUES | | | | | | | | | |
| 1,528,780 | 41.2% | 1,774,208 | 40.8% | 1,827,689 | (0.16) | 8,283,829 | 41.3% | 8,800,389 | 41.0% |
| OTHER CARGO RELATED REVENUES | | | | | | | | | |
| | 0.0% | 3,148 | 0.1% | 2,859 | (1.00) | 1,942 | 0.0% | 13,675 | 0.1% |
| | 0.0% | 5,192 | 0.1% | 4,946 | (1.00) | 699 | 0.0% | 5,758 | 0.0% |
| | 0.0% | | 0.0% | | - | | 0.0% | | 0.0% |
| 219,694 | 5.9% | 260,400 | 6.0% | 311,233 | (0.29) | 1,323,778 | 6.6% | 1,580,446 | 7.4% |
| 8,795 | 0.2% | 10,598 | 0.2% | 9,899 | (0.11) | 62,679 | 0.3% | 50,909 | 0.2% |
| | 0.0% | | 0.0% | 304 | (1.00) | 1,015 | 0.0% | 711 | 0.0% |
| 1,106 | 0.0% | 1,914 | 0.0% | 3,123 | (0.65) | 6,039 | 0.0% | 14,850 | 0.1% |
| 9,340 | 0.3% | 9,006 | 0.2% | 10,214 | (0.09) | 49,841 | 0.2% | 49,880 | 0.2% |
| 251,996 | 6.8% | 254,606 | 5.9% | 274,964 | (0.08) | 1,314,222 | 6.5% | 1,441,552 | 6.7% |
| 14,196 | 0.4% | 17,753 | 0.4% | 18,412 | (0.23) | 86,888 | 0.4% | 82,880 | 0.4% |
| 46,499 | 1.3% | 51,392 | 1.2% | 38,341 | 0.21 | 230,459 | 1.1% | 201,178 | 0.9% |
| 375,003 | 10.1% | 397,218 | 9.1% | 425,719 | (0.12) | 1,941,794 | 9.7% | 2,047,242 | 9.5% |
| 50,312 | 1.4% | 55,930 | 1.3% | 61,839 | (0.19) | 274,487 | 1.4% | 303,648 | 1.4% |
| 27,709 | 0.7% | 17,237 | 0.4% | 18,306 | 0.51 | 161,127 | 0.8% | 90,457 | 0.4% |
| 103,594 | 2.8% | 144,576 | 3.3% | 147,159 | (0.30) | 594,363 | 3.0% | 737,266 | 3.4% |
| 446,280 | 12.0% | 462,423 | 10.6% | 523,057 | (0.15) | 2,505,848 | 12.5% | 2,588,395 | 12.1% |
| OTHER CARGO RELATED REVENUES | | | | | | | | | |
| 1,554,524 | 41.9% | 1,691,393 | 38.9% | 1,850,375 | (0.16) | 8,555,182 | 42.6% | 9,208,847 | 42.9% |
| 3,083,304 | 83.0% | 3,465,600 | 79.6% | 3,678,064 | (0.16) | 16,839,011 | 83.9% | 18,009,236 | 83.9% |
| OPERATING REVENUES | | | | | | | | | |
| CARGO THROUGHPUT REVENUES | | | | | | | | | |
| 1,283,866 | 34.6% | 507,751 | 11.7% | 504,820 | 1.54 | 6,403,389 | 31.9% | 2,022,540 | 9.4% |
| 144,419 | 3.9% | 999,671 | 23.0% | 1,136,276 | (0.87) | 1,226,812 | 6.1% | 5,802,535 | 27.0% |
| 66,399 | 1.8% | 75,561 | 1.7% | 97,747 | (0.32) | 390,489 | 1.9% | 497,216 | 2.3% |
| | 0.0% | 2,127 | 0.0% | 1,142 | (1.00) | 1,123 | 0.0% | 4,489 | 0.0% |
| | 0.0% | | | | - | | 0.0% | | 0.0% |
| 16,135 | 0.4% | 169,010 | 3.9% | 64,989 | (0.75) | 184,695 | 0.9% | 365,134 | 1.7% |
| 5,650 | 0.2% | 3,827 | 0.1% | 4,821 | 0.17 | 26,610 | 0.1% | 21,628 | 0.1% |
| 7,235 | 0.2% | 2,563 | 0.1% | 2,681 | 1.70 | 16,051 | 0.1% | 14,764 | 0.1% |
| | 0.0% | 358 | 0.0% | 129 | (1.00) | 1,822 | 0.0% | 970 | 0.0% |
| 5,087 | 0.1% | 13,339 | 0.3% | 15,084 | (0.66) | 32,838 | 0.2% | 71,114 | 0.3% |
| CARGO THROUGHPUT REVENUES | | | | | | | | | |
| 1,528,780 | 41.2% | 1,774,208 | 40.8% | 1,827,689 | (0.16) | 8,283,829 | 41.3% | 8,800,389 | 41.0% |
| OTHER CARGO RELATED REVENUES | | | | | | | | | |
| | 0.0% | 3,148 | 0.1% | 2,859 | (1.00) | 1,942 | 0.0% | 13,675 | 0.1% |
| | 0.0% | 5,192 | 0.1% | 4,946 | (1.00) | 699 | 0.0% | 5,758 | 0.0% |
| | 0.0% | | 0.0% | | - | | 0.0% | | 0.0% |
| 219,694 | 5.9% | 260,400 | 6.0% | 311,233 | (0.29) | 1,323,778 | 6.6% | 1,580,446 | 7.4% |
| 8,795 | 0.2% | 10,598 | 0.2% | 9,899 | (0.11) | 62,679 | 0.3% | 50,909 | 0.2% |
| | 0.0% | | 0.0% | 304 | (1.00) | 1,015 | 0.0% | 711 | 0.0% |
| 1,106 | 0.0% | 1,914 | 0.0% | 3,123 | (0.65) | 6,039 | 0.0% | 14,850 | 0.1% |
| 9,340 | 0.3% | 9,006 | 0.2% | 10,214 | (0.09) | 49,841 | 0.2% | 49,880 | 0.2% |
| 251,996 | 6.8% | 254,606 | 5.9% | 274,964 | (0.08) | 1,314,222 | 6.5% | 1,441,552 | 6.7% |
| 14,196 | 0.4% | 17,753 | 0.4% | 18,412 | (0.23) | 86,888 | 0.4% | 82,880 | 0.4% |
| 46,499 | 1.3% | 51,392 | 1.2% | 38,341 | 0.21 | 230,459 | 1.1% | 201,178 | 0.9% |
| 375,003 | 10.1% | 397,218 | 9.1% | 425,719 | (0.12) | 1,941,794 | 9.7% | 2,047,242 | 9.5% |
| 50,312 | 1.4% | 55,930 | 1.3% | 61,839 | (0.19) | 274,487 | 1.4% | 303,648 | 1.4% |
| 27,709 | 0.7% | 17,237 | 0.4% | 18,306 | 0.51 | 161,127 | 0.8% | 90,457 | 0.4% |
| 103,594 | 2.8% | 144,576 | 3.3% | 147,159 | (0.30) | 594,363 | 3.0% | 737,266 | 3.4% |
| 446,280 | 12.0% | 462,423 | 10.6% | 523,057 | (0.15) | 2,505,848 | 12.5% | 2,588,395 | 12.1% |
| OTHER CARGO RELATED REVENUES | | | | | | | | | |
| 1,554,524 | 41.9% | 1,691,393 | 38.9% | 1,850,375 | (0.16) | 8,555,182 | 42.6% | 9,208,847 | 42.9% |
| 3,083,304 | 83.0% | 3,465,600 | 79.6% | 3,678,064 | (0.16) | 16,839,011 | 83.9% | 18,009,236 | 83.9% |
| OPERATING REVENUES | | | | | | | | | |
| CARGO THROUGHPUT REVENUES | | | | | | | | | |
| 1,283,866 | 34.6% | 507,751 | 11.7% | 504,820 | 1.54 | 6,403,389 | 31.9% | 2,022,540 | 9.4% |
| 144,419 | 3.9% | 999,671 | 23.0% | 1,136,276 | (0.87) | 1,226,812 | 6.1% | 5,802,535 | 27.0% |
| 66,399 | 1.8% | 75,561 | 1.7% | 97,747 | (0.32) | 390,489 | 1.9% | 497,216 | 2.3% |
| | 0.0% | 2,127 | 0.0% | 1,142 | (1.00) | 1,123 | 0.0% | 4,489 | 0.0% |
| | 0.0% | | | | - | | 0.0% | | 0.0% |
| 16,135 | 0.4% | 169,010 | 3.9% | 64,989 | (0.75) | 184,695 | 0.9% | 365,134 | 1.7% |
| 5,650 | 0.2% | 3,827 | 0.1% | 4,821 | 0.17 | 26,610 | 0.1% | 21,628 | 0.1% |
| 7,235 | 0.2% | 2,563 | 0.1% | 2,681 | 1.70 | 16,051 | 0.1% | 14,764 | 0.1% |
| | 0.0% | 358 | 0.0% | 129 | (1.00) | 1,822 | 0.0% | 970 | 0.0% |
| 5,087 | 0.1% | 13,339 | 0.3% | 15,084 | (0.66) | 32,838 | 0.2% | 71,114 | 0.3% |
| CARGO THROUGHPUT REVENUES | | | | | | | | | |
| 1,528,780 | 41.2% | 1,774,208 | 40.8% | 1,827,689 | (0.16) | 8,283,829 | 41.3% | 8,800,389 | 41.0% |
| OTHER CARGO RELATED REVENUES | | | | | | | | | |
| | 0.0% | 3,148 | 0.1% | 2,859 | (1.00) | 1,942 | 0.0% | 13,675 | 0.1% |
| | 0.0% | 5,192 | 0.1% | 4,946 | (1.00) | 699 | 0.0% | 5,758 | 0.0% |
| | 0.0% | | 0.0% | | - | | 0.0% | | 0.0% |
| 219,694 | 5.9% | 260,400 | 6.0% | 311,233 | (0.29) | 1,323,778 | 6.6% | 1,580,446 | 7.4% |
| 8,795 | 0.2% | 10,598 | 0.2% | 9,899 | (0.11) | 62,679 | 0.3% | 50,909 | 0.2% |
| | 0.0% | | 0.0% | 304 | (1.00) | 1,015 | 0.0% | 711 | 0.0% |
| 1,106 | 0.0% | 1,914 | 0.0% | 3,123 | (0.65) | 6,039 | 0.0% | 14,850 | 0.1% |
| 9,340 | 0.3% | 9,006 | 0.2% | 10,214 | (0.09) | 49,841 | 0.2% | 49,880 | 0.2% |
| 251,996 | 6.8% | 254,606 | 5.9% | 274,964 | (0.08) | 1,314,222 | 6.5% | 1,441,552 | 6.7% |
| 14,196 | 0.4% | 17,753 | 0.4% | 18,412 | (0.23) | 86,888 | 0.4% | 82,880 | 0.4% |
| 46,499 | 1.3% | 51,392 | 1.2% | 38,341 | 0.21 | 230,459 | 1.1% | 201,178 | 0.9% |
| 375,003 | 10.1% | 397,218 | 9.1% | 425,719 | (0.12) | 1,941,794 | 9.7% | 2,047,242 | 9.5% |
| 50,312 | 1.4% | 55,930 | 1.3% | 61,839 | (0.19) | 274,487 | 1.4% | 303,648 | 1.4% |
| 27,709 | 0.7% | 17,237 | 0.4% | 18,306 | 0.51 | 161,127 | 0.8% | 90,457 | 0.4% |
| 103,594 | 2.8% | 144,576 | 3.3% | 147,159 | (0.30) | 594,363 | 3.0% | 737,266 | 3.4% |
| 446,280 | 12.0% | 462,423 | 10.6% | 523,057 | (0.15) | 2,505,848 | 12.5% | 2,588,395 | 12.1% |
| OTHER CARGO RELATED REVENUES | | | | | | | | | |
| 1,554,524 | 41.9% | 1,691,393 | 38.9% | 1,850,375 | (0.16) | 8,555,182 | 42.6% | 9,208,847 | 42.9% |
| 3,083,304 | 83.0% | 3,465,600 | 79.6% | 3,678,064 | (0.16) | 16,839,011 | 83.9% | 18,009,236 | 83.9% |
| OPERATING REVENUES | | | | | | | | | |
| CARGO THROUGHPUT REVENUES | | | | | | | | | |
| 1,283,866 | 34.6% | 507,751 | 11.7% | 504,820 | 1.54 | 6,403,389 | 31.9% | 2,022,540 | 9.4% |
| 144,419 | 3.9% | 999,671 | 23.0% | 1,136,276 | (0.87) | 1,226,812 | 6.1% | 5,802,535 | 27.0% |
| 66,399 | 1.8% | 75,561 | 1.7% | 97,747 | (0.32) | 390,489 | 1.9% | 497,216 | 2.3% |
| | 0.0% | 2,127 | 0.0% | 1,142 | (1.00) | 1,123 | 0.0% | 4,489 | 0.0% |
| | 0.0% | | | | - | | 0.0% | | 0.0% |
| 16,135 | 0.4% | 169,010 | 3.9% | 64,989 | (0.75) | 184,695 | 0.9% | 365,134 | 1.7% |
| 5,650 | 0.2% | 3,827 | 0.1% | 4,821 | 0.17 | 26,610 | 0.1% | 21,628 | 0.1% |
| 7,235 | 0.2% | 2,563 | 0.1% | 2,681 | 1.70 | 16,051 | 0.1% | 14,764 | 0.1% |
| | 0.0% | 358 | 0.0% | 129 | (1.00) | 1,822 | 0.0% | 970 | 0.0% |
| 5,087 | 0.1% | 13,339 | 0.3% | 15,084 | (0.66) | 32,838 | 0.2% | 71,114 | 0.3% |
| CARGO THROUGHPUT REVENUES | | | | | | | | | |
| 1,528,780 | 41.2% | 1,774,208 | 40.8% | 1,827,689 | (0.16) | 8,283,829 | 41.3% | 8,800,389 | 41.0% |
| OTHER CARGO RELATED REVENUES | | | | | | | | | |
| | 0.0% | 3,148 | 0.1% | 2,859 | (1.00) | 1,942 | 0.0% | 13,675 | 0.1% |
| | 0.0% | 5,192 | 0.1% | 4,946 | (1.00) | 699 | 0.0% | 5,758 | 0.0% |
| | 0.0% | | 0.0% | | - | | 0.0% | | 0.0% |
| 219,694 | 5.9% | 260,400 | 6.0% | 311,233 | (0.29) | 1,323,778 | 6.6% | 1,580,446 | 7.4% |
| 8,795 | 0.2% | 10,598 | 0.2% | 9,899 | (0.11) | 62,679 | 0.3% | 50,909 | 0.2% |
| | 0.0% | | 0.0% | 304 | (1.00) | 1,015 | 0.0% | 711 | 0.0% |
| 1,106 | 0.0% | 1,914 | 0.0% | 3,123 | (0.65) | 6,039 | 0.0% | 14,850 | 0.1% |
| 9,340 | 0.3% | 9,006 | 0.2% | 10,214 | (0.09) | 49,841 | 0.2% | 49,880 | 0.2% |
| 251,996 | 6.8% | 254,606 | 5.9% | 274,964 | (0.08) | 1,314,222 | 6.5% | 1,441,552 | 6.7% |
| 14,196 | 0.4% | 17,753 | 0.4% | 18,412 | (0.23) | 86,888 | 0.4% | 82,880 | 0.4% |
| 46,499 | 1.3% | 51,392 | 1.2% | 38,341 | 0.21 | 230,459 | 1.1% | 201,178 | 0.9% |
| 375,003 | 10.1% | 397,218 | 9.1% | 425,719 | (0.12) | 1,941,794 | 9.7% | 2,047,242 | 9.5% |
| 50,312 | 1.4% | 55,930 | 1.3% | 61,839 | (0.19) | 274,487 | 1.4% | 303,648 | 1.4% |
| 27,709 | 0.7% | 17,237 | 0.4% | 18,306 | 0.51 | 161,127 | 0.8% | 90,457 | 0.4% |
| 103,594 | 2.8% | 144,576 | 3.3% | 147,159 | (0.30) | 594,363 | 3.0% | 737,266 | 3.4% |
| 446,280 | 12.0% | 462,423 | 10.6% | 523,057 | (0.15) | 2,505,848 | 12.5% | 2,588,395 | 12.1% |
| OTHER CARGO RELATED REVENUES | | | | | | | | | |
| 1,554,524 | 41.9% | 1,691,393 | 38.9% | 1,850,375 | (0.16) | 8,555,182 | 42.6% | 9,208,847 | 42.9% |
| 3,083,304 | 83.0% | 3,465,600 | 79.6% | 3,678,064 | (0.16) | 16,839,011 | 83.9% | 18,009,236 | 83.9% |
| OPERATING REVENUES | | | | | | | | | |
| CARGO THROUGHPUT REVENUES | | | | | | | | | |
| 1,283,866 | 34.6% | 507,751 | 11.7% | 504,820 | 1.54 | 6,403,389 | 31.9% | 2,022,540 | 9.4% |
| 144,419 | 3.9% | 999,671 | 23.0% | 1,136,276 | (0.87) | 1,226,812 | 6.1% | 5,802,535 | 27.0% |
| 66,399 | 1.8% | 75,561 | 1.7% | 97,747 | (0.32) | 390,489 | 1.9% | 497,216 | 2.3% |

**Port Authority of Guam
Income Statement
With Budget Comparison (Unaudited)
5 Months Ending 022817**

| Current Month | | Last Year | | Budget | | Year to Date | | Last Year to Date | |
|--------------------------------|--------|-----------|--------|-----------|--------|--------------|--------|-------------------|--------|
| Actual | % | Actual | % | | Chng | Actual | % | Actual | % |
| NON OPERATING REVENUES | | | | | | | | | |
| FACILITIES | | | | | | | | | |
| 103,917 | 2.8% | 160,183 | 3.7% | 127,958 | (0.19) | 532,634 | 2.7% | 669,348 | 3.1% |
| 127,951 | 3.4% | 241,105 | 5.5% | 237,442 | (1.00) | 1,004,727 | 5.0% | 1,086,388 | 5.1% |
| - | 0.0% | 52,500 | 1.2% | 11,333 | 6.81 | 25,500 | 0.1% | 105,000 | 0.5% |
| 88,496 | 2.4% | 110,064 | 2.5% | 83,494 | 0.06 | 445,025 | 2.2% | 469,453 | 2.2% |
| 92,105 | 2.5% | 92,105 | 2.1% | 92,105 | (0.00) | 225,405 | 1.1% | 203,105 | 0.9% |
| 5,203 | 0.1% | 3,945 | 0.1% | 3,804 | 0.37 | 26,015 | 0.1% | 15,942 | 0.1% |
| 3,022 | 0.1% | 4,100 | 0.1% | 3,328 | (0.09) | 15,369 | 0.1% | 16,553 | 0.1% |
| 220 | 0.0% | 620 | 0.0% | 283 | (0.22) | 1,425 | 0.0% | 870 | 0.0% |
| 23,620 | 0.6% | 22,976 | 0.5% | 21,860 | 0.08 | 103,457 | 0.5% | 106,248 | 0.5% |
| 1,337 | 0.0% | 2,027 | 0.0% | 3,195 | (0.58) | 11,581 | 0.1% | 14,970 | 0.1% |
| 151,533 | 4.1% | 178,556 | 4.1% | 100,000 | 0.52 | 712,101 | 3.5% | 648,225 | 3.0% |
| DEMURRAGE | | | | | | | | | |
| FACILITIES | | | | | | | | | |
| OTHER FEES & SERVICES | | | | | | | | | |
| \$ 597,402.85 | 16.1% | 868,180 | 20.0% | 684,802 | (0.13) | 3,103,239 | 15.5% | 3,336,102 | 15.5% |
| OTHER FEES & SERVICES | | | | | | | | | |
| 57 | 0.0% | | 0.0% | | - | 57 | 0.0% | | 0.0% |
| | 0.0% | | 0.0% | | - | | 0.0% | | 0.0% |
| | 0.0% | | 0.0% | | - | | 0.0% | | 0.0% |
| 14,782 | 0.4% | 2,156 | 0.0% | 1,862 | - | 30,524 | 0.2% | 12,529 | 0.1% |
| 1,056 | 0.0% | 2,132 | 0.0% | 2,132 | (0.50) | 14,388 | 0.1% | 12,041 | 0.1% |
| 7,951 | 0.2% | 9,302 | 0.2% | 16,968 | (0.53) | 51,784 | 0.3% | 56,686 | 0.3% |
| 8,097 | 0.2% | 5,908 | 0.1% | | - | 35,074 | 0.2% | 28,651 | 0.1% |
| ELECTRICAL POWER | | | | | | | | | |
| 31,941 | 0.9% | 17,367 | 0.4% | 20,962 | 0.52 | 131,826 | 0.7% | 109,907 | 0.5% |
| 12 | 0.0% | 230 | 0.0% | 1,467 | (0.99) | 427 | 0.0% | 1,467 | 0.0% |
| ADMINISTRATIVE FEES & SERVICES | | | | | | | | | |
| REIMBURSEMENTS | | | | | | | | | |
| - | 0.0% | - | 0.0% | - | 0 | - | 0.0% | - | 0.0% |
| - | 0.0% | - | 0.0% | - | - | - | 0.0% | - | 0.0% |
| - | 0.0% | - | 0.0% | - | - | - | 0.0% | - | 0.0% |
| - | 0.0% | - | 0.0% | - | - | - | 0.0% | - | 0.0% |
| - | 0.0% | - | 0.0% | - | - | - | 0.0% | - | 0.0% |
| - | 0.0% | - | 0.0% | - | - | - | 0.0% | - | 0.0% |
| REVENUE MINIMUM CHARGE | | | | | | | | | |
| REIMBURSEMENTS | | | | | | | | | |
| - | 0.0% | - | 0.0% | - | - | - | 0.0% | - | 0.0% |
| 629,356 | 17.0% | 885,777 | 20.4% | 707,231 | (0.11) | 3,235,492 | 16.1% | 3,447,477 | 16.1% |
| 3,712,660 | 100.0% | 4,351,377 | 100.0% | 4,385,295 | (0.15) | 20,074,502 | 100.0% | 21,456,713 | 100.0% |
| TOTAL REVENUES | | | | | | | | | |
| NON OPERATING REVENUES | | | | | | | | | |
| TOTAL REVENUES | | | | | | | | | |
| TOTAL REVENUES | | | | | | | | | |
| TOTAL REVENUES | | | | | | | | | |
| TOTAL REVENUES | | | | | | | | | |
| TOTAL REVENUES | | | | | | | | | |
| TOTAL REVENUES | | | | | | | | | |
| TOTAL REVENUES | | | | | | | | | |
| TOTAL REVENUES | | | | | | | | | |
| TOTAL REVENUES | | | | | | | | | |
| TOTAL REVENUES | | | | | | | | | |
| TOTAL REVENUES | | | | | | | | | |
| TOTAL REVENUES | | | | | | | | | |
| TOTAL REVENUES | | | | | | | | | |
| TOTAL REVENUES | | | | | | | | | |
| TOTAL REVENUES | | | | | | | | | |
| TOTAL REVENUES | | | | | | | | | |
| TOTAL REVENUES | | | | | | | | | |
| TOTAL REVENUES | | | | | | | | | |
| TOTAL REVENUES | | | | | | | | | |
| TOTAL REVENUES | | | | | | | | | |
| TOTAL REVENUES | | | | | | | | | |
| TOTAL REVENUES | | | | | | | | | |
| TOTAL REVENUES | | | | | | | | | |
| TOTAL REVENUES | | | | | | | | | |
| TOTAL REVENUES | | | | | | | | | |
| TOTAL REVENUES | | | | | | | | | |
| TOTAL REVENUES | | | | | | | | | |
| TOTAL REVENUES | | | | | | | | | |
| TOTAL REVENUES | | | | | | | | | |
| TOTAL REVENUES | | | | | | | | | |
| TOTAL REVENUES | | | | | | | | | |
| TOTAL REVENUES | | | | | | | | | |
| TOTAL REVENUES | | | | | | | | | |
| TOTAL REVENUES | | | | | | | | | |
| TOTAL REVENUES | | | | | | | | | |
| TOTAL REVENUES | | | | | | | | | |
| TOTAL REVENUES | | | | | | | | | |
| TOTAL REVENUES | | | | | | | | | |
| TOTAL REVENUES | | | | | | | | | |
| TOTAL REVENUES | | | | | | | | | |
| TOTAL REVENUES | | | | | | | | | |
| TOTAL REVENUES | | | | | | | | | |
| TOTAL REVENUES | | | | | | | | | |
| TOTAL REVENUES | | | | | | | | | |
| TOTAL REVENUES | | | | | | | | | |
| TOTAL REVENUES | | | | | | | | | |
| TOTAL REVENUES | | | | | | | | | |
| TOTAL REVENUES | | | | | | | | | |
| TOTAL REVENUES | | | | | | | | | |
| TOTAL REVENUES | | | | | | | | | |
| TOTAL REVENUES | | | | | | | | | |
| TOTAL REVENUES | | | | | | | | | |
| TOTAL REVENUES | | | | | | | | | |
| TOTAL REVENUES | | | | | | | | | |
| TOTAL REVENUES | | | | | | | | | |
| TOTAL REVENUES | | | | | | | | | |
| TOTAL REVENUES | | | | | | | | | |
| TOTAL REVENUES | | | | | | | | | |
| TOTAL REVENUES | | | | | | | | | |
| TOTAL REVENUES | | | | | | | | | |
| TOTAL REVENUES | | | | | | | | | |
| TOTAL REVENUES | | | | | | | | | |
| TOTAL REVENUES | | | | | | | | | |
| TOTAL REVENUES | | | | | | | | | |
| TOTAL REVENUES | | | | | | | | | |
| TOTAL REVENUES | | | | | | | | | |
| TOTAL REVENUES | | | | | | | | | |
| TOTAL REVENUES | | | | | | | | | |
| TOTAL REVENUES | | | | | | | | | |
| TOTAL REVENUES | | | | | | | | | |
| TOTAL REVENUES | | | | | | | | | |
| TOTAL REVENUES | | | | | | | | | |
| TOTAL REVENUES | | | | | | | | | |
| TOTAL REVENUES | | | | | | | | | |
| TOTAL REVENUES | | | | | | | | | |
| TOTAL REVENUES | | | | | | | | | |
| TOTAL REVENUES | | | | | | | | | |
| TOTAL REVENUES | | | | | | | | | |
| TOTAL REVENUES | | | | | | | | | |
| TOTAL REVENUES | | | | | | | | | |
| TOTAL REVENUES | | | | | | | | | |
| TOTAL REVENUES | | | | | | | | | |
| TOTAL REVENUES | | | | | | | | | |
| TOTAL REVENUES | | | | | | | | | |
| TOTAL REVENUES | | | | | | | | | |
| TOTAL REVENUES | | | | | | | | | |
| TOTAL REVENUES | | | | | | | | | |
| TOTAL REVENUES | | | | | | | | | |
| TOTAL REVENUES | | | | | | | | | |
| TOTAL REVENUES | | | | | | | | | |
| TOTAL REVENUES | | | | | | | | | |
| TOTAL REVENUES | | | | | | | | | |
| TOTAL REVENUES | | | | | | | | | |
| TOTAL REVENUES | | | | | | | | | |
| TOTAL REVENUES | | | | | | | | | |
| TOTAL REVENUES | | | | | | | | | |
| TOTAL REVENUES | | | | | | | | | |
| TOTAL REVENUES | | | | | | | | | |
| TOTAL REVENUES | | | | | | | | | |
| TOTAL REVENUES | | | | | | | | | |
| TOTAL REVENUES | | | | | | | | | |
| TOTAL REVENUES | | | | | | | | | |
| TOTAL REVENUES | | | | | | | | | |
| TOTAL REVENUES | | | | | | | | | |
| TOTAL REVENUES | | | | | | | | | |
| TOTAL REVENUES | | | | | | | | | |
| TOTAL REVENUES | | | | | | | | | |
| TOTAL REVENUES | | | | | | | | | |
| TOTAL REVENUES | | | | | | | | | |
| TOTAL REVENUES | | | | | | | | | |
| TOTAL REVENUES | | | | | | | | | |
| TOTAL REVENUES | | | | | | | | | |
| TOTAL REVENUES | | | | | | | | | |
| TOTAL REVENUES | | | | | | | | | |
| TOTAL REVENUES | | | | | | | | | |
| TOTAL REVENUES | | | | | | | | | |
| TOTAL REVENUES | | | | | | | | | |
| TOTAL REVENUES | | | | | | | | | |
| TOTAL REVENUES | | | | | | | | | |
| TOTAL REVENUES | | | | | | | | | |
| TOTAL REVENUES | | | | | | | | | |
| TOTAL REVENUES | | | | | | | | | |
| TOTAL REVENUES | | | | | | | | | |
| TOTAL REVENUES | | | | | | | | | |
| TOTAL REVENUES | | | | | | | | | |
| TOTAL REVENUES | | | | | | | | | |
| TOTAL REVENUES | | | | | | | | | |
| TOTAL REVENUES | | | | | | | | | |
| TOTAL REVENUES | | | | | | | | | |
| TOTAL REVENUES | | | | | | | | | |
| TOTAL REVENUES | | | | | | | | | |
| TOTAL REVENUES | | | | | | | | | |
| TOTAL REVENUES | | | | | | | | | |
| TOTAL REVENUES | | | | | | | | | |
| TOTAL REVENUES | | | | | | | | | |
| TOTAL REVENUES | | | | | | | | | |
| TOTAL REVENUES | | | | | | | | | |
| TOTAL REVENUES | | | | | | | | | |
| TOTAL REVENUES | | | | | | | | | |
| TOTAL REVENUES | | | | | | | | | |
| TOTAL REVENUES | | | | | | | | | |
| TOTAL REVENUES | | | | | | | | | |
| TOTAL REVENUES | | | | | | | | | |
| TOTAL REVENUES | | | | | | | | | |
| TOTAL REVENUES | | | | | | | | | |
| TOTAL REVENUES | | | | | | | | | |
| TOTAL REVENUES | | | | | | | | | |
| TOTAL REVENUES | | | | | | | | | |
| TOTAL REVENUES | | | | | | | | | |
| TOTAL REVENUES | | | | | | | | | |
| TOTAL REVENUES | | | | | | | | | |
| TOTAL REVENUES | | | | | | | | | |
| TOTAL REVENUES | | | | | | | | | |
| TOTAL REVENUES | | | | | | | | | |
| TOTAL REVENUES | | | | | | | | | |
| TOTAL REVENUES | | | | | | | | | |
| TOTAL REVENUES | | | | | | | | | |
| TOTAL REVENUES | | | | | | | | | |
| | | | | | | | | | |

**Port Authority of Guam
Income Statement
With Budget Comparison (Unaudited)
5 Months Ending 022817**

| Current Month | | Last Year | | Budget | | Year to Date | | Last Year to Date | |
|--------------------------------|--------|-------------|--------|-------------|--------|--------------|--------|-------------------|---------|
| Actual | % | Actual | % | Chng | % | Actual | % | Actual | % |
| INDIRECT COSTS | | | | | | | | | |
| General & Administrative Expen | | | | | | | | | |
| (1,420,679) | -38.3% | (1,350,786) | -31.0% | (1,655,777) | (0.14) | (7,697,113) | -38.3% | (7,226,101) | -33.7% |
| (102,133) | -2.8% | (103,469) | -2.4% | (118,759) | (0.14) | (544,303) | -2.7% | (545,776) | -2.5% |
| (377,446) | -10.2% | (362,715) | -8.3% | (442,571) | (0.15) | (2,035,986) | -10.1% | (1,969,469) | -9.2% |
| (110,031) | -3.0% | (103,428) | -2.4% | (4,041) | 26.23 | (600,868) | -3.0% | (555,485) | -2.6% |
| (889) | 0.0% | (2,081) | 0.0% | (7,500) | (0.88) | 11,694 | 0.1% | (9,746) | 0.0% |
| (12,807) | -0.3% | (12,955) | -0.3% | (10,971) | 0.17 | (64,795) | -0.3% | (34,904) | -0.2% |
| | 0.0% | | 0.0% | - | - | | 0.0% | | 0.0% |
| (113,786) | -3.1% | (119,688) | -2.8% | (157,333) | (0.28) | (613,028) | -3.1% | (710,912) | -3.3% |
| (203,001) | -5.5% | (176,937) | -4.1% | (257,303) | (0.21) | (1,052,204) | -5.2% | (821,969) | -3.8% |
| | 0.0% | | 0.0% | (47,084) | (1.00) | | 0.0% | | 0.0% |
| (25,265) | -0.7% | (48,063) | -1.1% | (66,906) | (0.62) | (129,637) | -0.6% | (178,139) | -0.8% |
| | 0.0% | | 0.0% | | - | | -0.1% | (18,515) | -100.0% |
| (3,817) | -0.1% | (12,868) | -0.3% | (38,056) | (0.90) | (35,758) | -0.2% | (72,980) | -0.3% |
| (14,772) | -0.4% | (22,326) | -0.5% | (38,056) | (0.61) | (43,192) | -0.2% | (91,944) | -0.4% |
| (15,193) | -0.4% | (34,763) | -0.8% | (38,056) | (0.60) | (38,370) | -0.2% | (104,315) | -0.5% |
| (481,879) | -13.0% | (588,755) | -13.5% | (473,697) | 0.02 | (2,378,761) | -11.8% | (2,602,081) | -12.1% |
| | 0.0% | | 0.0% | (7,251) | (1.00) | (767) | 0.0% | (1,022) | 0.0% |
| (53,388) | -1.4% | (81,430) | -1.9% | (136,926) | (0.61) | (266,847) | -1.3% | (410,553) | -1.9% |
| (5,086) | -0.1% | (3,370) | -0.1% | (70,252) | (0.93) | (22,433) | -0.1% | (17,168) | -0.1% |
| | 0.0% | | 0.0% | - | - | | 0.0% | | 0.0% |
| (45,104) | -1.2% | (76,691) | -1.8% | (90,322) | (0.50) | (320,480) | -1.6% | (400,987) | -1.9% |
| (114,840) | -3.1% | (386,142) | -8.9% | (182,354) | (0.37) | (557,765) | -2.8% | (1,001,347) | -4.7% |
| | 0.0% | (9,585) | -0.2% | (5,000) | (1.00) | | 0.0% | (15,975) | -0.1% |
| (22,455) | -0.6% | (8,695) | -0.2% | (26,907) | (0.17) | (68,277) | -0.3% | (47,154) | -0.2% |
| (237) | 0.0% | (10,723) | -0.2% | (13,542) | -0.3% | (25,847) | -0.1% | (36,000) | -0.2% |
| | 0.0% | | 0.0% | | 0.0% | | 0.0% | | 0.0% |
| | 0.0% | | 0.0% | | 0.0% | (11) | 0.0% | (52,948) | -100.0% |
| | 0.0% | | 0.0% | | 0.0% | | 0.0% | | 0.0% |
| (3,122,818) | -84.1% | (3,515,470) | -80.8% | (3,888,664) | (0.20) | (16,484,749) | -82.1% | (16,925,491) | -78.9% |
| | | | | | | | | | |
| | | | | | | | | | |
| | | | | | | | | | |
| | | | | | | | | | |
| | | | | | | | | | |
| | | | | | | | | | |
| | | | | | | | | | |
| | | | | | | | | | |
| | | | | | | | | | |
| | | | | | | | | | |
| | | | | | | | | | |
| | | | | | | | | | |
| | | | | | | | | | |
| | | | | | | | | | |
| | | | | | | | | | |
| | | | | | | | | | |
| | | | | | | | | | |
| | | | | | | | | | |
| | | | | | | | | | |
| | | | | | | | | | |
| | | | | | | | | | |
| | | | | | | | | | |
| | | | | | | | | | |
| | | | | | | | | | |
| | | | | | | | | | |
| | | | | | | | | | |
| | | | | | | | | | |
| | | | | | | | | | |
| | | | | | | | | | |
| | | | | | | | | | |
| | | | | | | | | | |
| | | | | | | | | | |
| | | | | | | | | | |
| | | | | | | | | | |
| | | | | | | | | | |
| | | | | | | | | | |
| | | | | | | | | | |
| | | | | | | | | | |
| | | | | | | | | | |
| | | | | | | | | | |
| | | | | | | | | | |
| | | | | | | | | | |
| | | | | | | | | | |
| | | | | | | | | | |
| | | | | | | | | | |
| | | | | | | | | | |
| | | | | | | | | | |
| | | | | | | | | | |
| | | | | | | | | | |
| | | | | | | | | | |
| | | | | | | | | | |
| | | | | | | | | | |
| | | | | | | | | | |
| | | | | | | | | | |
| | | | | | | | | | |
| | | | | | | | | | |
| | | | | | | | | | |
| | | | | | | | | | |
| | | | | | | | | | |
| | | | | | | | | | |
| | | | | | | | | | |
| | | | | | | | | | |
| | | | | | | | | | |
| | | | | | | | | | |
| | | | | | | | | | |
| | | | | | | | | | |
| | | | | | | | | | |
| | | | | | | | | | |
| | | | | | | | | | |
| | | | | | | | | | |
| | | | | | | | | | |
| | | | | | | | | | |
| | | | | | | | | | |
| | | | | | | | | | |
| | | | | | | | | | |

Port Authority of Guam
Income Statement
With Budget Comparison (Unaudited)
5 Months Ending 022817

| Current Month Actual | % | Last Year Actual | % | Budget | % | Chng | | Year to Date Actual | % | Last Year to Date | | % | Chng | Budget | % |
|-------------------------|-------|---------------------|-------|-----------|--------|--------------------------------|--|------------------------|-------|-------------------|-------|---------|------|-------------|--------|
| | | | | | | | | | | Actual | | | | | |
| 589,843 | 15.9% | 835,907 | 19.2% | 496,631 | 0.19 | OPERATING INCOME (LOSS) | | 3,589,753 | 17.9% | 4,531,222 | 21.1% | -20.8% | | 2,107,635 | 0.70 |
| | | | | | | OTHER INCOME (EXPENSE) | | | | | | | | | |
| | 0.0% | | 0.0% | | - | Other Income & Expense | | | 0.0 | | 0.0 | 0.0 | | | - |
| | 0.0% | | 0.0% | | - | Other Income | | | 0.0% | | 0.0% | 0.0% | | | - |
| | 0.0% | | 0.0% | | - | Interest Income | | | 0.0% | | 0.0% | 0.0% | | | - |
| | 0.0% | | 0.0% | | - | Interest Income | | | 0.0% | | 0.0% | 0.0% | | | - |
| 4,429 | 0.1% | 6,119 | 0.1% | 5,976 | (0.26) | Interest Income | | 37,849 | 0.2% | (158,707) | -0.7% | -123.8% | | 29,880 | 0.27 |
| (92,725) | -2.5% | (88,355) | -2.0% | (96,362) | (0.04) | Interest Expense-USDA | | (465,830) | -2.3% | (433,960) | -2.0% | 7.3% | | (481,810) | (0.03) |
| (15) | 0.0% | (249,089) | 0.0% | (1,917) | (0.99) | Other Expense | | 81,239 | 0.4% | 40,955 | 0.2% | 98.4% | | (9,585) | (9.48) |
| (254,599) | -6.9% | (241,341) | -5.7% | (205,263) | 0.24 | Retirement Govt Contribution | | (1,274,054) | -6.3% | (1,243,308) | -5.8% | 2.5% | | (1,026,315) | 0.24 |
| 3,759 | 0.1% | 241,341 | 5.5% | 142,871 | - | Federal Reimbursement | | 220,178 | 1.1% | 2,335,750 | 10.9% | -90.6% | | 714,355 | - |
| 15,072 | 0.4% | (30,522) | -0.7% | (73,216) | (1.21) | Federal Expenses | | (152,449) | -0.8% | (199,209) | -0.9% | -23.5% | | (366,080) | (0.58) |
| | 0.0% | (13,323) | -0.3% | (12,500) | (1.00) | Gain <Loss> on Asset Disposals | | (2,240) | 0.0% | (13,323) | -0.1% | -83.2% | | (62,500) | (0.96) |
| (324,079) | -8.7% | (133,829) | -3.1% | (240,411) | 0.35 | Other Income & Expense | | (1,555,308) | -7.7% | 328,198 | 1.5% | -573.9% | | (1,202,055) | 0.29 |
| (324,079) | -8.7% | (133,829) | -3.1% | (240,411) | 0.35 | OTHER INCOME (EXPENSE) | | (1,555,308) | -7.7% | 328,198 | 1.5% | -573.9% | | (1,202,055) | 0.29 |
| 265,763 | 7.2% | 702,078 | 16.1% | 256,220 | 0.04 | NET INCOME (LOSS) | | 2,034,444 | 10.1% | 4,859,421 | 22.6% | -58.1% | | 905,580 | 1.25 |

| Total Assets | | Amount Current | Amount Last Month End | Amount Last Year End | Change This Month | Change This Year |
|--|--|-------------------|--------------------------|-------------------------|----------------------|---------------------|
| Current Assets | | | | | | |
| Cash on Hand | | 2,000.00 | 2,000.00 | 2,000.00 | | |
| Petty Cash Fund | | 100.00 | 100.00 | 100.00 | | |
| Cashier Change Fund | | | | | | |
| Cash on Hand | | 2,100.00 | 2,100.00 | 2,100.00 | | |
| Incentive Award Fund | | | | | | |
| First Hawaiian Bank-Incentive | | | | | | |
| Incentive Award Fund | | | | | | |
| Cash in Bank | | | | | | |
| First Hawaiian Bank | | 7,650,521.93 | 6,568,424.54 | 7,317,313.90 | 1,082,097.39 | 333,208.03 |
| Bank of Guam | | 1,913,666.62 | 1,548,797.67 | 1,795,226.35 | 364,868.95 | 118,440.27 |
| Bank of Hawaii | | | 8,117,222.21 | 9,112,540.25 | 1,446,966.34 | 451,648.30 |
| Citizen Security Bank | | 9,564,188.55 | | | | |
| Cash in Bank | | | | | | |
| Short Term Investments | | 24,000,504.18 | 24,357,609.14 | 26,657,751.34 | 357,104.96 | 2,657,247.16 |
| Bank of Guam | | | | | | |
| Citizen's Security Bank | | | | | | |
| First Hawaiian Bank | | | | | | |
| BankPacifiic | | | | | | |
| CitiBank | | | | | | |
| Bank of Hawaii | | | | | | |
| Oceanic Bank | | | | | | |
| Gov Guam Employees Fed CU | | | | | | |
| Short Term Investments | | 24,000,504.18 | 24,357,609.14 | 26,657,751.34 | 357,104.96 | 2,657,247.16 |
| Account Receivable-Trade (Net) | | 6,064,858.50 | 7,441,415.57 | 5,009,767.39 | 1,376,557.07 | 1,055,091.11 |
| Account Receivable-Trade Allow for Uncollectible Acct. | | 730,797.89 | 841,947.69 | 841,947.69 | 111,150.00 | 111,150.00 |
| A/R-Clearing Account | | | | | | |
| Account Receivable-Trade (Net) | | 5,334,060.81 | 6,599,467.88 | 4,167,819.70 | 1,265,407.07 | 1,166,241.11 |
| Accounts Receivable-Other | | | | | | |
| Accounts Receivable-Other | | | | | | |
| Accounts Receivable-DOA | | 3,852.30 | 4,452.30 | 5,902.30 | 600.00 | 2,050.00 |
| Accounts Receivable-Employee | | | | | | |
| Accounts Receivable-FICA Reimb | | | | | | |
| Accounts Receivable-Geda/Casam | | 111,150.00 | 111,150.00 | 600,890.89 | | 489,740.89 |
| Accounts Receivable-Other | | | | | | |
| Accounts Receivable-Ins Procee | | | | | | |
| Accounts Receivable-Other | | 115,002.30 | 115,602.30 | 606,793.19 | 600.00 | 491,790.89 |
| Marina Receivables | | | | | | |
| Accounts Receivable-Asst Marin | | 18,017.97 | 15,216.47 | 14,758.30 | 2,801.50 | 3,259.67 |
| Accounts Receivable-GDP Marina | | 4,506.58 | 1,539.08 | 1,968.25 | 967.50 | 538.33 |
| Accounts Receivable-Harbor OI | | 4,334.27 | 4,904.41 | 4,835.45 | 570.14 | 501.18 |

| | Amount Current | Amount Last Month End | Amount Last Year End | Change This Month | Change This Year |
|--------------------------------|-------------------|--------------------------|-------------------------|----------------------|---------------------|
| Marina Receivables | 24,858.82 | 21,659.96 | 21,562.00 | 3,198.86 | 3,296.82 |
| Interest Receivables | | | | | |
| Bank of Guam | | | | | |
| Bank of Hawaii | | | | | |
| Bank Pacific | | | | | |
| Citic Bank | | | | | |
| Citizens Security Bank | | | | | |
| First Hawaiian Bank | | | | | |
| GovGuam Emp. Fed. Credit Union | | | | | |
| Oceanic Bank | | | | | |
| Other | | | | | |
| Interest Receivables | | | | | |
| Prepaid Expenses | 1,421,009.30 | 1,624,010.63 | 16,666.67 | 203,001.33 | 1,404,342.63 |
| Prepaid Insurance | 768,157.87 | 874,343.00 | 46,647.92 | 106,185.13 | 1,722,509.95 |
| Prepaid Expenses | 2,189,167.17 | 2,498,353.63 | 62,314.59 | 309,186.46 | 2,126,852.58 |
| Deferred Expenses | | | | | |
| Deferred Geda Addendum I/Lease | | | | | |
| Credit Note Reimbursement | | | | | |
| Deferred Expenses | | | | | |
| Current Assets | 41,229,881.83 | 41,712,015.12 | 40,630,881.07 | 482,133.29 | 599,000.76 |
| Non Current Assets | | | | | |
| Long Term Receivable | 2,258,190.48 | 2,258,190.48 | 2,258,190.48 | | |
| Long Term Receivable-DOA | 1,490,449.90 | 1,490,449.90 | 1,490,449.90 | | |
| Long Term Receivable-Geda | 3,748,640.38 | 3,748,640.38 | 3,748,640.38 | | |
| Allow for Uncollectible LT A/R | | | | | |
| Long Term Receivable | | | | | |
| Inventory-Computer | 77,612.00 | 95,054.00 | 95,054.00 | 17,442.00 | 17,442.00 |
| Gas, Oil and Diesel Inventory | 289,580.26 | 261,253.34 | 259,650.56 | 28,327.42 | 86.20 |
| Supplies Inventory | 1,240.77 | 1,240.77 | 70,781.97 | | 29,930.40 |
| Contra-Asset Inventory Adj. | 53,981.29 | 53,981.29 | | | 16,800.68 |
| Allowance for Obsolescence | | | | | |
| Inventory for Survey | | | | | |
| Inventory | 312,087.10 | 301,219.82 | 282,884.22 | 10,867.28 | 29,202.88 |
| Work In Progress | | | | | |
| Const Work in Progr-Local | 9,091,605.47 | 9,070,053.17 | 9,070,053.17 | 21,552.30 | 21,552.30 |
| Const Work in Progr-Federal | 3,321,877.77 | 3,321,877.77 | 5,868,616.17 | 44,890.09 | 59,061.60 |
| Const Work in Progr-FMP | 191,476.54 | 146,586.45 | | 66,442.39 | 191,476.54 |
| Work In Progress | 15,210,759.78 | 15,144,317.39 | 14,938,669.34 | 77,309.67 | 272,090.44 |
| Non Current Assets | 15,522,846.88 | 15,445,537.21 | 15,221,553.56 | | 301,293.32 |

| Property, Plant & Equipment | Amount Current | Amount Last Month End | Amount Last Year End | Change This Month | Change This Year |
|---------------------------------|-------------------|--------------------------|-------------------------|----------------------|---------------------|
| Land-Cabras | 3,563,000.00 | 3,563,000.00 | 3,563,000.00 | | |
| Land | 3,563,000.00 | 3,563,000.00 | 3,563,000.00 | | |
| Buildings | 15,732,648.10 | 15,732,648.10 | 15,732,648.10 | | |
| Buildings-Original | 116,493,908.20 | 116,493,908.20 | 116,462,740.68 | | 31,167.52 |
| Buildings-Substation Shelters | 132,226,556.30 | 132,226,556.30 | 132,195,388.78 | | 31,167.52 |
| Buildings-Wharf Improvements | | | | | |
| Buildings | 15,182,925.19 | 15,180,524.84 | 15,170,923.44 | 2,400.35 | 12,001.75 |
| Accumulated Depreciation-Build | 27,948,872.39 | 27,685,852.35 | 26,633,966.98 | 263,020.04 | 1,314,905.41 |
| AccDeprec-Buildings-Original | 43,131,797.58 | 42,866,377.19 | 41,804,890.42 | 265,420.39 | 1,326,907.16 |
| AccDeprec-Buildings-Sub Shelter | | | | | |
| AccDeprec-Buildings-Wharf Impr | | | | | |
| Accumulated Depreciation-Build | | | | | |
| Furnishings & Equipment | 508,918.08 | 508,918.08 | 508,280.92 | 17,442.00 | 28,062.00 |
| Air Tools | 16,821,672.56 | 16,851,572.56 | 14,863,876.56 | 1,555.00 | 1,987,796.00 |
| Communications Equip | 1,124,984.00 | 1,124,984.00 | 982,678.00 | | 142,306.00 |
| Computer Equip | 1,257,055.25 | 1,257,055.25 | 1,257,055.25 | | |
| Crate Equip | 12,466.87 | 12,466.87 | 12,466.87 | | |
| Forklift Equip | 2,852.00 | 2,852.00 | 2,852.00 | | |
| Forklift Equip | 6,999.00 | 6,999.00 | 6,999.00 | | |
| Generator Equip | 1,860,128.84 | 1,860,128.84 | 1,685,129.84 | | 174,999.00 |
| Generator Sets | 17,772.56 | 17,772.56 | 16,562.61 | | 1,269.95 |
| Hand Tools | 337,118.65 | 337,118.65 | 334,218.65 | | 2,900.00 |
| Load & Unload Equip | 3,171,704.97 | 3,171,704.97 | 1,431,688.97 | 15,190.00 | 1,740,016.00 |
| Mowing Equip | 1,840,023.87 | 1,855,213.87 | 1,863,130.87 | | 23,107.00 |
| Other Equip | | | | | |
| Power Equip | | | | | |
| Safety Equip | | | | | |
| Shop Equip | | | | | |
| Tractors | | | | | |
| Tractors & Motor Equip | 29,514,730.83 | 29,514,033.83 | 25,465,930.66 | 697.00 | 4,048,800.17 |
| Furnishings & Equipment | | | | | |
| Accumulated Depreciation-Furni | | | | | |
| AccDeprec-Air Tools | 445,228.42 | 439,272.93 | 415,450.97 | 5,955.49 | 29,777.45 |
| AccDeprec-Communications Eqt. | 883,195.56 | 869,680.61 | 817,375.18 | 13,514.95 | 65,820.38 |
| AccDeprec-Computer Equip | 5,565,270.39 | 5,457,844.50 | 5,028,140.94 | 107,425.89 | 537,129.45 |
| AccDeprec-Crane Equip | 444,188.81 | 435,874.65 | 392,035.32 | 10,308.95 | 54,088.29 |
| AccDeprec-Forklift Equip | 844,188.81 | 835,153.85 | 823,238.01 | 9,034.96 | 20,950.80 |
| AccDeprec-Forklift Equip | | | | | |
| AccDeprec-Generator Sets | 236,831.76 | 229,848.13 | 201,913.61 | 6,983.63 | 34,918.15 |
| AccDeprec-Hand Tools | 9,062.36 | 8,999.89 | 8,750.01 | 63.47 | 312.35 |
| AccDeprec-Load & Unload Equip | 2,916.35 | 2,799.60 | 1,656.39 | 23.77 | 118.85 |
| AccDeprec-Mowing Equip | | | | | |
| AccDeprec-Other Equip | 1,019,929.43 | 1,003,048.09 | 938,439.39 | 16,881.34 | 81,490.04 |

| | Amount Current | Amount Last Month End | Amount Last Year End | Change This Month | Change This Year |
|--------------------------------|-------------------|--------------------------|-------------------------|----------------------|---------------------|
| AccDeprec-Power Tools | 7,679.98- | 7,504.54- | 6,802.78- | 175.44- | 877.20- |
| AccDeprec-Safety Equip | 169,701.71- | 167,563.37- | 159,010.01- | 2,138.34- | 10,691.70- |
| AccDeprec-Shop Equip | 1,173,019.22- | 1,150,250.55- | 1,088,176.12- | 22,768.97- | 84,843.03- |
| AccDeprec-Tractors | 669,331.97- | 665,009.22- | 647,440.55- | 4,322.75- | 21,881.42- |
| AccDeprec-Vehicles & Motor Equ | 11,472,824.71- | 11,273,111.41- | 10,529,332.35- | 199,713.30- | 943,492.36- |
| Accumulated Depreciation-Furnl | | | | | |
| Capital Leases | | | | | |
| Capital Leases | | | | | |
| Accumulated Amortization-Capit | | | | | |
| AccAmort-Capital Leases | | | | | |
| Accumulated Amortization-Capit | | | | | |
| Pension-Deferred Outflows Res | 4,451,753.43 | 4,451,753.43 | 4,451,753.43 | | |
| Pension-Deferred Outflow Res | 4,451,753.43 | 4,451,753.43 | 4,451,753.43 | | |
| Pension-Deferred Outflows Res | 115,151,418.27 | 115,615,854.96 | 113,341,850.10 | 464,436.69- | 1,809,568.17 |
| Property, Plant & Equipment | 171,904,146.98 | 172,773,407.29 | 169,194,284.73 | 869,260.31- | 2,709,862.25 |
| Total Assets | | | | | |
| Total Liabilities & Capital | | | | | |
| Current Liabilities | | | | | |
| Accounts Payable | 174,779.66 | 217,138.22 | 246,464.12 | 42,358.56- | 71,684.46- |
| Accounts Payable Custom | 684,669.45 | 1,686,347.60 | 1,689,813.65 | 1,001,678.75- | 1,005,194.20- |
| Accounts Payable GSA | 5,845.00 | 5,785.00 | | 60.00 | 5,845.00 |
| Accounts Payable Others | 865,294.11 | 1,909,270.82 | 1,936,277.77 | 1,043,976.71- | 1,070,983.66- |
| Accounts Payable Trade | | | | | |
| Accounts Payable | | | | | |
| Current Loan Payable | 124,975.51 | 143,536.72 | 212,348.95 | 18,561.21- | 87,373.34- |
| Current ANZ (USDA) Loan Payabl | 374,474.88 | 428,235.52 | 633,883.34 | 21,760.64- | 259,408.46- |
| CU ANZ (USDA) 12M Loan Payable | 199,791.19 | 235,652.33 | 477,130.74 | 22,127.68- | 377,558.95- |
| CU BOG 2M SLE Loan Payable | 156,776.76 | 178,904.44 | 266,730.74 | 22,127.68- | 109,973.98- |
| CU BOG 2M USDA Direct Loan | 856,018.34 | 1,004,329.01 | 1,590,333.07 | 148,310.67- | 734,314.73- |
| Current Loan Payable | | | | | |
| Due to Public Utilities | | | | | |
| Due to GPA | | | | | |
| Due to GTPA | | | | | |
| Due to GWA | | | | | |
| Due to Public Utilities | | | | | |
| Accrued Interest Payable | | | | | |

| | Amount Current | Last Month End | Amount Last Year End | Change This Month | Change This Year |
|----------------------------------|-------------------|----------------|-------------------------|----------------------|---------------------|
| Accrued Interest Payable | | | | | |
| Accrued Interest Payable | | | | | |
| Deferred Revenues | | | | | |
| Deferred Revenues-DOD Moderniz | 61,769.01- | 61,769.01- | 61,769.01- | | 188,028.43- |
| Deferred Income - GEDA | 105,718.75 | 105,718.75 | 293,747.18 | | 7,307.90- |
| Deferred Revenues -Leases | | | 330,347.72 | | 330,347.72- |
| Deferred Revenues Marinas | | | | | 525,684.05- |
| Deferred Revenues | 43,949.74 | 43,949.74 | 569,633.79 | | |
| Deferred Revenues | | | | | |
| Accrued Expenses | | | | | |
| Accrued Payroll | 538,238.77 | 502,460.55 | 665,854.05 | 32,778.22 | 140,615.28- |
| Accrued Vacation Pay-Current | 1,232,471.16 | 1,261,423.95 | 1,136,453.01 | 31,047.21 | 156,018.15 |
| Accrued Vacation Pay | | | | | |
| Accrued Earthquake Cost | | | | | |
| Accrued Cola/Supplemental | | | | | |
| Accrued IYRhoon Cost | | | | | |
| Accrued Medicare Tax | | | | | |
| Accrued Federal Grant | | | | | |
| Employee Insurance Payables | 4,595.00 | 4,294.30 | 1,623.08 | 300.70 | 2,971.92 |
| Employee Deductions Payable | 214,482.72 | 211,757.65 | 266,555.16 | 2,725.07 | 52,072.44- |
| Withholding Tax Payable | | | | | |
| Credit Union | | | | | |
| Accrued Miscellaneous Deductio | | | | | |
| Accrued Death & Disability Ins | | | | | |
| Retirement Contributions | | | | | |
| Deferred Compensation Plan Pay | | | | | |
| Accrued Expenses | 2,036,787.65 | 1,979,936.45 | 2,070,485.30 | 56,851.20 | 33,697.65- |
| Security Deposits | | | | | |
| Security Deposits -Space Leas | 85,572.20 | 85,572.20 | 85,572.20 | 412.50 | 875.00 |
| Security Deposits - Marinas | 29,372.36 | 28,959.86 | 28,497.36 | | |
| Security Deposits | 114,944.56 | 114,532.06 | 114,069.56 | 412.50 | 875.00 |
| Capital Lease Obligations- Cur | | | | | |
| Capitl Lease Obligations-Current | | | | | |
| Capital Lease Obligations- Cur | | | | | |
| Other Current Liabilities | | | | | |
| Reserve Shortage/Property Dama | | | | | |
| Lease Payable - GEDA | | | | | |
| Other Current Liabilities | | | | | |
| Current Liabilities | 3,916,994.40 | 5,052,018.08 | 6,280,799.49 | 1,135,023.68- | 2,363,805.09- |
| Non Current Liabilities | | | | | |
| Long Term Accrued Expenses | | | | | |
| Unfunded Retirement Contributi | 42,317,421.00 | 42,317,421.00 | 42,317,421.00 | | |

| | Amount Current | Amount Last Month End | Amount Last Year End | Change This Month | Change This Year |
|----------------------------------|-------------------|--------------------------|-------------------------|----------------------|---------------------|
| Accrued Vacation Pay-Long Term | 401,957.81 | 401,957.81 | 401,957.81 | | |
| Accrued Sick Live(DC)-Long Term | 1,649,857.20 | 1,649,857.20 | 1,649,857.20 | | |
| Long Term Accrued Expenses | 44,369,236.01 | 44,369,236.01 | 44,369,236.01 | | |
| Pension-Deferred Inflow of Res | 4,565,083.00 | 4,565,083.00 | 4,565,083.00 | | |
| Pension-Deferred Inflow of Res | 4,565,083.00 | 4,565,083.00 | 4,565,083.00 | | |
| Capital Lease Obligations | | | | | |
| Capital Lease Obligations | | | | | |
| Capital Lease Obligations | | | | | |
| Long Term Loan Payables | 2,261,544.06 | 2,261,544.06 | 2,261,544.06 | | |
| LT-ANZ (USDA) Loan Payable 3.5 | 8,292,102.18 | 8,292,102.18 | 8,292,102.18 | | 3,039,222.95 |
| LT-ANZ (USDA) Loan Payable 1.2M | 8,292,102.18 | 8,292,102.18 | 8,292,102.18 | | |
| LT-BOG SLR Loan Payable 10M | 1,434,001.05 | 1,434,001.05 | 1,434,001.05 | | |
| LT-BOG \$2M USDA Direct Loan | 1,434,001.05 | 1,434,001.05 | 1,434,001.05 | | |
| Long Term Loan Payables | 21,282,314.31 | 21,282,314.31 | 18,243,091.36 | | 3,039,222.95 |
| Non Current Liabilities | 70,216,633.32 | 70,216,633.32 | 67,177,410.37 | | 3,039,222.95 |
| Capital Contributions & Equity | | | | | |
| Contributions-Local Government | 3,563,000.00 | 3,563,000.00 | 3,563,000.00 | | |
| Contributions-Land | 3,483,688.19 | 3,483,688.19 | 3,483,688.19 | | |
| Contributions-Property & Equip | 13,413,670.45 | 13,413,670.45 | 13,413,670.45 | | |
| Contributions-General Fund | 107,000.00 | 107,000.00 | 107,000.00 | | |
| Contributions-G.E.P.A. | 107,000.00 | 107,000.00 | 107,000.00 | | |
| Contributions-PAG (Portion of | 17,567,358.64 | 17,567,358.64 | 17,567,358.64 | | |
| Contributions-Local Government | 17,567,358.64 | 17,567,358.64 | 17,567,358.64 | | |
| Contributions-Federal Government | 10,321,126.26 | 10,321,126.26 | 10,321,126.26 | | |
| Contributions-U.S. Govt Rehab | 1,492,676.57 | 1,492,676.57 | 1,492,676.57 | | |
| Contributions-Economic Develop | 6,508,875.60 | 6,508,875.60 | 6,508,875.60 | | |
| Contributions-U.S. Department | 53,763.30 | 53,763.30 | 53,763.30 | | |
| Contributions-U.S. Govt-Fema | 18,376,441.73 | 18,376,441.73 | 18,376,441.73 | | |
| Contributions-Federal Governme | 18,376,441.73 | 18,376,441.73 | 18,376,441.73 | | |
| Accumulated Earnings | 20,085,451.75 | 20,085,451.75 | 20,085,451.75 | | |
| Accumulated Earnings (Deficit) | 79,877,721.25 | 79,877,721.25 | 79,877,721.25 | | |
| Accumulated Earnings | 59,792,269.50 | 59,792,269.50 | 59,792,269.50 | | |
| Net Earnings (Loss) | 2,034,449.39 | 1,768,686.02 | 5.00 | 265,763.37 | 2,034,444.39 |
| Capital Contributions & Equity | 97,770,519.26 | 97,504,755.89 | 95,736,074.87 | 265,763.37 | 2,034,444.39 |
| Total Liabilities & Capital | 171,904,146.98 | 172,773,407.29 | 169,194,284.73 | 869,260.31 | 2,709,862.25 |

**Port of Guam
Aging Summary
As of February 28, 2017**

| Number | Name | Open | Current | 31 - 60 | 61 - 90 | 91 - 120 | Over 120 | Amount | Date | Remarks |
|--------|-----------------------------|----------------|--------------|--------------|-------------|------------|--------------|--------------|------------|---|
| 14526 | Cementon Micronesia, LLC | \$465,731.46 | | \$19,847.00 | \$1,610.00 | \$1,610.00 | \$442,664.46 | \$18,237.00 | 12/1/2017 | Contract with Legal |
| 14405 | KVOG Broadcasting/MCS, LLC | \$105,745.97 | -\$0.16 | \$1,207.80 | \$1,000.00 | \$1,202.35 | \$102,335.98 | \$45.36 | 11/14/2012 | Act forwarded to Legal |
| 7384 | Marianas Steamship Agency | \$1,306,573.57 | \$822,927.34 | \$321,563.73 | \$68,496.28 | \$913.09 | \$92,673.13 | \$209,738.45 | 4/20/2017 | We need to resolve the electrical issue with MSA. |
| 7350 | Consolidated Transportation | \$885,116.80 | \$828,134.58 | | | | \$56,982.22 | \$13,842.84 | 4/14/2017 | Working with Mario 2nd notice will be sent. |
| 15388 | Gum Industrial Serv. Inc. | \$434,197.00 | | | | | \$43,197.00 | | | Reviewing request for over 120 days. |
| 7376 | Matsun Navigation Co. | \$2,434,831.08 | \$210,450.19 | \$145,637.57 | \$41,675.18 | \$156.56 | \$36,911.58 | \$464,118.60 | 4/18/2017 | DGM is working with tenant |
| 7368 | Cabras Marine Corp | -\$15,519.05 | -\$31,539.54 | \$964.83 | | | \$15,055.66 | \$675.74 | 4/18/2017 | 2nd Notice sent |
| 15240 | AVANTI MARINE SPORTS | \$14,869.05 | | | | | \$14,869.05 | \$1,874.25 | 3/4/2016 | Recommend to send to collections. |
| 11848 | Fantasea Charters/Velez, A | \$14,259.53 | -\$0.33 | \$449.82 | \$449.82 | \$449.82 | \$12,910.40 | \$25.00 | 5/5/2016 | With Collections |
| 14171 | Norton Lilly International | \$40,634.51 | \$28,948.91 | | | | \$11,685.60 | \$6,477.69 | 4/13/2017 | Late Notice sent |
| 14336 | Cruz, Joseph L. | \$4,346.41 | | | | | \$4,346.41 | \$250.61 | 3/23/2017 | Monthly payments being made to catch up. |
| 14542 | Heavy Equipment Rental Opt | \$6,007.71 | -\$0.72 | \$642.60 | \$642.60 | \$642.60 | \$4,080.63 | \$102.08 | 3/22/2017 | Final Notice to be prepared |
| 7106 | Shell Guam, Inc. | \$9,750.00 | | \$1,950.00 | \$1,950.00 | \$1,950.00 | \$3,900.00 | \$1,950.00 | 11/4/2011 | Contract with Legal |
| 14610 | U.S. Department of Homeland | \$3,684.62 | | | | | \$3,684.62 | \$6,631.02 | 1/27/2017 | Reimbursement |
| 14283 | Brand, Inc. | \$5,754.01 | \$212.68 | \$1,111.00 | \$1,111.00 | | \$3,319.33 | \$3,333.00 | 4/3/2017 | Final Notice sent |
| 13641 | M.A.Y. (Guam) Inc. | \$2,773.69 | | \$85.68 | \$85.68 | \$85.68 | \$2,516.65 | \$400.28 | 1/8/2016 | Recommend to send to collections. |
| 14161 | Isla Trucking | \$2,466.81 | \$14.04 | \$535.50 | | | \$1,917.27 | | | They caught up with their rental. They will start with interest fees. |
| 11776 | Customs and Quarantine Age | \$3,144.96 | | \$449.28 | \$449.28 | \$449.28 | \$1,797.12 | | | Government |
| 14382 | Sepety, Ulysess Y. | \$1,703.75 | | | \$25.00 | | \$1,678.75 | \$100.00 | 11/8/2016 | With collections |
| 14922 | Jack Michael | \$1,495.00 | | | \$137.50 | \$137.50 | \$1,220.00 | \$500.00 | 9/20/2016 | Recommend to send to collections. |
| 14622 | Singenes, Singeo I. | \$1,175.00 | | | | | \$1,175.00 | \$250.00 | 3/5/2015 | With Collections |
| 9620 | Alupang Beach Club | \$5,307.67 | \$251.90 | \$2,816.70 | \$432.51 | \$776.01 | \$1,030.55 | \$432.51 | 11/1/2016 | 2nd Notice sent |
| 14482 | Quinata, John M. | \$687.50 | -\$412.50 | | | \$137.50 | \$962.50 | \$412.50 | 12/19/2016 | To be spread |
| 13219 | SS Neptune, LLC Shuttle | \$897.48 | | | | | \$897.48 | \$368.96 | 6/18/2015 | Recommend to send to collections. |
| 15505 | Washington, Albert | | -\$545.54 | | | | \$545.54 | \$545.54 | 10/17/2016 | To be spread |
| 9401 | Tasi Tours Inc. | \$1,131.95 | -\$249.15 | \$423.05 | | \$423.05 | \$535.00 | \$2,998.05 | 3/29/2017 | |
| 14368 | Tyco Electronics Subsea Co | \$2,074.35 | \$112.88 | | | \$1,490.80 | \$470.67 | \$12,700.80 | 4/13/2017 | Working with customer |
| 14809 | Department of Homeland Sec | \$267.38 | | | | | \$267.38 | \$4,885.94 | 5/4/2015 | Government |
| 9195 | Town House Dept., Store | | -\$204.16 | | | | \$204.16 | \$204.16 | 10/11/2016 | To be spread |

| Number | Name | Open | Current | 31 - 60 | 61 - 90 | 91 - 120 | Over 120 | Amount | Date | Remarks |
|--------|-----------------------------|--------------|--------------|--------------|-------------|----------|----------|--------------|------------|--|
| 9638 | Asmuyao Community School | -\$199.50 | -\$440.00 | | \$40.00 | | \$200.50 | \$220.00 | 3/30/2017 | Acct. will not be renewed until payment is made in full. |
| 14575 | Twilligear, Rosco Dean | \$200.00 | | | | | \$200.00 | \$200.00 | 4/10/2017 | Final notice sent. Acct. will be paid in full per Rosco |
| 15502 | Sablan, Benigno | \$192.00 | | | | | \$192.00 | \$192.00 | 3/17/2017 | |
| 14384 | Auto Marine Inc. | \$990.91 | \$69.27 | \$45.80 | \$463.96 | \$269.78 | \$142.10 | \$1,000.00 | 2/28/2017 | |
| 14850 | Hartup, Jason | \$412.50 | | | \$137.50 | \$137.50 | \$137.50 | \$1,237.50 | 3/30/2017 | |
| 15040 | Tyquengco, Joseph T. | -\$137.50 | -\$275.00 | | | | \$137.50 | \$137.50 | 4/3/2017 | |
| 10225 | Mobil Oil Guam, Inc. | \$120,078.99 | \$90,664.91 | \$29,286.60 | | | \$127.48 | \$29,286.60 | 4/13/2017 | |
| 10778 | Real World Diving | \$619.75 | \$230.00 | \$45.80 | \$115.00 | \$115.00 | \$113.95 | \$734.75 | 3/3/2017 | |
| 7923 | Inchcape Shipping Services | \$86,783.55 | \$21,637.54 | \$37,637.33 | \$27,363.87 | \$38.70 | \$106.11 | \$38,727.94 | 4/13/2017 | |
| 15507 | TIKIGAO CONSTRUCTION, LLC | | \$102.08 | | | | \$102.08 | \$102.08 | 10/18/2016 | |
| 15503 | Y&Y LLC DBA: Sunny Divers | | -\$100.00 | | | | \$100.00 | \$100.00 | 10/17/2016 | |
| 15103 | Collier, Ernest | -\$200.00 | -\$300.00 | | | | \$100.00 | \$150.00 | 4/4/2017 | |
| 13674 | Coffman, John Randolph | -\$667.50 | -\$765.00 | | | | \$97.50 | \$220.00 | 3/30/2017 | |
| 14633 | Eusebio, Ricardo B. | \$96.71 | | | | | \$96.71 | \$50.00 | 7/22/2016 | |
| 15394 | Castro, Rebecca Jean/Horido | \$92.00 | | | | | \$92.00 | \$83.64 | 8/16/2016 | |
| 12851 | Eric Bell | \$173.42 | | | \$50.00 | \$50.00 | \$73.42 | \$173.42 | 4/13/2017 | |
| 14180 | Coffman, Brent | \$40.00 | | | | | \$40.00 | \$162.50 | 3/30/2017 | |
| 12293 | Bradford, William W. | \$27.50 | | | | | \$27.50 | \$220.00 | 4/3/2017 | |
| 14290 | DGX | -\$476.69 | -\$476.93 | | | | \$0.24 | \$374.85 | 4/11/2017 | |
| 14444 | Office of the Governor of | \$163,958.87 | | \$122,835.15 | \$41,123.64 | | \$0.08 | \$163,958.79 | 3/27/2017 | |
| 15275 | EMMANUEL PHILIPPE RE | \$0.01 | | | | | \$0.01 | \$33.33 | 1/9/2015 | |
| 13696 | Lotus Pacifica Trading, In | \$13,367.70 | \$7,853.64 | \$4,936.02 | \$53.98 | \$524.06 | | \$1,300.00 | 4/17/2017 | |
| 8352 | Paradise Aqua Corp. | | -\$1,156.68 | \$385.56 | \$385.56 | \$385.56 | | \$385.56 | 3/31/2017 | |
| 15491 | Lizama, Jr. Kelly A | \$137.50 | | | | \$137.50 | | \$137.50 | 11/8/2016 | |
| 9742 | Duenas, Christopher M. | -\$150.00 | -\$175.00 | | | \$25.00 | | \$300.00 | 2/23/2017 | |
| 14907 | Taitano, John | -\$304.00 | -\$329.00 | | | \$25.00 | | \$600.00 | 10/4/2016 | |
| 15343 | Sablan, Joel | \$7.92 | | | | \$7.92 | | \$31.68 | 10/28/2016 | |
| 7886 | Guam Transport & Warehouse | \$547.97 | \$12.41 | \$535.50 | | \$0.06 | | \$102.08 | 3/15/2017 | |
| 7413 | Seabridge Inc. | \$12,223.02 | \$5,357.01 | | \$6,866.01 | | | \$12,223.02 | 3/13/2017 | |
| 13044 | Smitthbridge Guam, Inc. | \$13,600.06 | \$876.58 | \$6,288.00 | \$6,435.48 | | | \$6,265.10 | 2/15/2017 | |
| 14381 | Apra Dive & Marine Sports, | \$3,160.81 | \$231.75 | \$2,435.13 | \$493.93 | | | \$800.00 | 4/18/2017 | |
| 7341 | Ambyth Shipping & Trading | \$361,762.58 | \$361,458.58 | | \$304.00 | | | \$538.87 | 4/19/2017 | |
| 15099 | Williams, Michael E. | \$220.00 | | | \$220.00 | | | \$220.00 | 3/27/2017 | |

| Number | Name | Open | Current | 31 - 60 | 61 - 90 | 91 - 120 | Over 120 | Amount | Date | Remarks |
|--------|----------------------------|---------------|---------------|-------------|---------|----------|----------|--------------|------------|---------|
| 1490 | Guam Telephone Authority | \$304.32 | \$270.18 | | \$34.14 | | | \$150.10 | 4/14/2017 | |
| 12373 | Belghey, Jim/Mark Baldyga | \$114.10 | \$100.00 | | \$14.10 | | | \$600.00 | 3/9/2017 | |
| 15522 | The Church of Jesus Christ | \$0.01 | | | \$0.01 | | | \$318.32 | 12/7/2016 | |
| 13422 | Department of Agriculture | \$29,530.80 | | \$29,530.80 | | | | \$29,530.80 | 3/24/2017 | |
| 13537 | Wang, Jackey | \$5,550.93 | \$3,312.63 | \$2,238.30 | | | | \$7,178.43 | 3/10/2017 | |
| 14364 | P.S.V. Corp./Joo, Gi Bum | \$2,627.13 | \$601.35 | \$2,025.78 | | | | \$7,146.80 | 1/12/2017 | |
| 14778 | IP&E Holding LLC | -\$412,503.15 | -\$413,665.46 | \$1,162.31 | | | | | | |
| 15534 | Valles, Alexander | | -\$982.72 | \$982.72 | | | | \$491.36 | 1/17/2017 | |
| 14061 | AR Sunrise Canteen/Cateri | \$634.03 | | \$634.03 | | | | \$661.55 | 2/3/2017 | |
| 9814 | Fentress, Michael D. | \$567.00 | -\$12.50 | \$554.99 | | | | \$400.00 | 4/6/2017 | |
| 11764 | American Bureau of Shippin | \$217.31 | -\$337.68 | \$435.10 | | | | | | |
| 8483 | Scuba Company | \$6,728.82 | \$6,293.72 | \$435.10 | | | | \$2,880.76 | 4/6/2017 | |
| 15475 | Tropical Island Marine Spo | \$45.80 | -\$382.60 | \$428.40 | | | | \$902.60 | 4/14/2017 | |
| 15152 | SUNNY SIDE UP GUAM INC. | -\$302.50 | -\$605.00 | \$302.50 | | | | \$907.50 | 3/13/2017 | |
| 14537 | Fredrick, Bruce & Dianne | \$465.00 | \$245.00 | \$220.00 | | | | \$685.00 | 1/25/2017 | |
| 15533 | ly, Quang Minh | \$275.00 | \$137.50 | \$137.50 | | | | \$137.50 | 12/13/2016 | |
| 7587 | American President Lines L | \$646,656.73 | \$646,529.13 | \$127.60 | | | | \$71,924.19 | 4/14/2017 | |
| 7624 | Micronesian Divers Assoc., | \$615.00 | \$515.00 | \$100.00 | | | | \$615.00 | 4/10/2017 | |
| 14431 | Quinata, Carlos/Amber Heri | \$69.05 | | \$69.05 | | | | \$1,119.05 | 4/7/2017 | |
| 15532 | APL Guam | \$56.04 | \$5.00 | \$51.04 | | | | \$10.00 | 2/1/2017 | |
| 15205 | RIDLON, DANIEL A | \$80.00 | \$40.00 | \$40.00 | | | | \$480.00 | 3/7/2017 | |
| 13914 | Dacanay, Ann R. | \$25.00 | | \$25.00 | | | | \$80.00 | 4/11/2017 | |
| 14642 | Tristar Terminals Guam, In | \$72,904.23 | \$72,904.23 | | | | | \$107,436.09 | 3/31/2017 | |
| 13476 | Isia Maritime Agency | \$1,296.46 | \$1,296.46 | | | | | \$954.85 | 4/6/2017 | |
| 13532 | Anlf, Douglas J. | \$1,294.86 | \$1,294.86 | | | | | \$1,294.86 | 4/3/2017 | |
| 7763 | Guam Dolphin's Marine Spor | \$1,027.50 | \$1,027.50 | | | | | \$2,133.20 | 4/5/2017 | |
| 13121 | Tidewater Distributors Inc | \$512.77 | \$512.77 | | | | | \$4,934.99 | 4/11/2017 | |
| 14503 | Fox, Norman | \$423.33 | \$423.33 | | | | | \$660.00 | 3/17/2017 | |
| 9831 | Fish Hook Inc. | \$360.00 | \$360.00 | | | | | \$360.00 | 4/3/2017 | |
| 12446 | Coam Trading (Guam) Co. It | \$319.11 | \$319.11 | | | | | \$171.23 | 3/29/2017 | |
| 14387 | Guam Sungwoo Ferry Corp. | \$305.00 | \$305.00 | | | | | \$650.00 | 4/5/2017 | |
| 15207 | SOUTH PACIFIC DREAM CORPOR | \$280.00 | \$280.00 | | | | | \$420.00 | 3/8/2017 | |
| 10524 | Orcutt, Kenneth D. | \$275.00 | \$275.00 | | | | | \$137.50 | 4/12/2017 | |
| 12336 | Wang, Jen-Nan | \$244.12 | \$244.12 | | | | | \$151.14 | 2/16/2006 | |
| 10217 | Mars, Thomas Z. | \$220.00 | \$220.00 | | | | | \$220.00 | 4/18/2017 | |

| Number | Name | Open | Current | 31 - 60 | 61 - 90 | 91 - 120 | Over 120 | Amount | Date | Remarks |
|--------|----------------------------|----------|----------|---------|---------|----------|----------|------------|------------|---------|
| 15278 | Rosen, Mattias | \$220.00 | \$220.00 | | | | | \$660.00 | 3/13/2017 | |
| 15293 | SWANEPOEL, DEON | \$220.00 | \$220.00 | | | | | \$440.00 | 3/8/2017 | |
| 15548 | Makanja Fishing Charters | \$175.00 | \$175.00 | | | | | \$50.00 | 4/17/2017 | |
| 15370 | 1524 Inc./Layla Dolphin Cr | \$161.74 | \$161.74 | | | | | \$1,961.74 | 4/20/2017 | |
| 15526 | Ovalles, Victor | \$160.40 | \$160.40 | | | | | \$137.50 | 4/5/2017 | |
| 15326 | Campus, Hieu | \$150.00 | \$150.00 | | | | | \$600.00 | 3/28/2017 | |
| 12424 | Flores, Joaquin C. | \$137.50 | \$137.50 | | | | | \$137.50 | 3/31/2017 | |
| 15549 | Regis, John F. | \$137.50 | \$137.50 | | | | | \$137.50 | 3/24/2017 | |
| 15551 | Tereas, Samuel G. | \$137.50 | \$137.50 | | | | | \$137.50 | 3/1/2017 | |
| 15301 | James, Iosichy | \$135.00 | \$135.00 | | | | | \$140.00 | 4/21/2017 | |
| 14409 | Robinson, Merle Ann | \$92.00 | \$92.00 | | | | | \$300.00 | 3/7/2017 | |
| 15088 | Shida, Paul H. | \$70.00 | \$70.00 | | | | | \$470.00 | 12/12/2016 | |
| 13089 | Guam Fisherman's Cooperati | \$50.00 | \$50.00 | | | | | \$600.00 | 3/21/2016 | |
| 15095 | Chen, Steven | \$45.80 | \$45.80 | | | | | \$228.00 | 1/20/2017 | |
| 14429 | Weibacher, Walden | \$35.00 | \$35.00 | | | | | \$200.00 | 1/20/2017 | |
| 9806 | Felix, Christopher | \$25.00 | \$25.00 | | | | | \$220.00 | 4/19/2017 | |
| 13844 | Hagen, William | \$25.00 | \$25.00 | | | | | \$220.00 | 4/11/2017 | |
| 13913 | Skocumchuck Charters Inc. | \$25.00 | \$25.00 | | | | | \$510.00 | 3/29/2017 | |
| 14485 | Rairs, Julian T. | \$25.00 | \$25.00 | | | | | \$137.50 | 3/30/2017 | |
| 13653 | Yu, Niko K. | \$16.00 | \$16.00 | | | | | \$40.00 | 4/13/2017 | |
| 15377 | Dewan World Wide Inc. | -\$0.01 | -\$0.01 | | | | | \$182.27 | 2/1/2016 | |
| 15344 | SMITH, DON E. | -\$0.02 | -\$0.02 | | | | | \$149.03 | 12/18/2015 | |
| 10276 | McDermott International(Ra | -\$0.03 | -\$0.03 | | | | | \$40.48 | 7/20/2015 | |
| 13453 | Calma, Rustico Q. | -\$0.03 | -\$0.03 | | | | | \$84.84 | 10/28/2016 | |
| 8627 | Bank of Guam | -\$0.05 | -\$0.05 | | | | | \$62.76 | 11/9/2016 | |
| 15480 | L & P Corporation | -\$0.05 | -\$0.05 | | | | | \$255.25 | 8/18/2016 | |
| 15316 | JC RENTALS GUAM | -\$0.40 | -\$0.40 | | | | | \$430.00 | 4/6/2017 | |
| 14752 | Head, David | -\$2.50 | -\$2.50 | | | | | \$220.00 | 8/22/2016 | |
| 14658 | Phillip, Vincer | -\$5.00 | -\$5.00 | | | | | \$137.50 | 3/31/2017 | |
| 14825 | Health Services of the Pac | -\$25.00 | -\$25.00 | | | | | \$25.00 | 2/23/2017 | |
| 13202 | Department of Administrati | -\$30.00 | -\$30.00 | | | | | \$3,943.75 | 10/26/2016 | |
| 13716 | Aduana International | -\$36.46 | -\$36.46 | | | | | \$153.12 | 3/13/2017 | |
| 1749 | CARBULLIDO, RITA B. | -\$50.00 | -\$50.00 | | | | | \$50.00 | 10/21/2016 | |
| 15525 | Van Hecke, Charles | -\$50.00 | -\$50.00 | | | | | | | |
| 15537 | Fitzgerald, Stephen | -\$50.00 | -\$50.00 | | | | | \$50.00 | 1/27/2017 | |

| Number | Name | Open | Current | 31 - 60 | 61 - 90 | 91 - 120 | Over 120 | Amount | Date | Remarks |
|--------|----------------------------|-----------|-----------|---------|---------|----------|----------|-------------|------------|---------|
| 14909 | Propacific Builder Corpora | -\$51.04 | -\$51.04 | | | | | | | |
| 9654 | Baba, Hideharu | -\$55.00 | -\$55.00 | | | | | \$40.00 | 4/4/2017 | |
| 13773 | Walker, Jon D./Reed, Marvi | -\$69.00 | -\$69.00 | | | | | \$59.50 | 1/18/2017 | |
| 15456 | Keith, Ken | -\$75.00 | -\$75.00 | | | | | | | |
| 13190 | GENTLY BLUE DIVING SHOP | -\$85.70 | -\$85.70 | | | | | \$102.84 | 12/13/2016 | |
| 12408 | Martiana's Yacht Club | -\$100.00 | -\$100.00 | | | | | \$100.00 | 10/18/2016 | |
| 12509 | Hanley, Timothy F. | -\$105.00 | -\$105.00 | | | | | \$105.00 | 4/4/2017 | |
| 9996 | Johnson, George L. | -\$106.00 | -\$106.00 | | | | | \$106.00 | 4/14/2017 | |
| 14299 | CANTON CONSTRUCTION | -\$117.52 | -\$117.52 | | | | | \$58.76 | 1/27/2017 | |
| 12397 | Cruz, John R. | -\$120.00 | -\$120.00 | | | | | \$160.00 | 1/3/2017 | |
| 11756 | V.Angoco's Trucking | -\$134.54 | -\$134.54 | | | | | | | |
| 14013 | Brandt, Jim or Bonnie | -\$137.50 | -\$137.50 | | | | | \$137.50 | 4/4/2017 | |
| 13081 | Watanabe, Akio/Fontana & C | -\$147.00 | -\$147.00 | | | | | \$147.00 | 4/10/2017 | |
| 15433 | Pieske, Burghard | -\$150.00 | -\$150.00 | | | | | \$750.00 | 3/29/2017 | |
| 15510 | MCKENZIE, COLIN DOUGLAS | -\$150.00 | -\$150.00 | | | | | \$300.00 | 10/21/2016 | |
| 12527 | Paynter, Neil | -\$165.08 | -\$165.08 | | | | | \$412.50 | 2/3/2017 | |
| 14776 | MARAD | -\$169.45 | -\$169.45 | | | | | \$34,271.66 | 11/30/2011 | |
| 13677 | Brown, Roy | -\$220.00 | -\$220.00 | | | | | \$117.50 | 11/14/2016 | |
| 14861 | Taisacan, Nicholas | -\$220.00 | -\$220.00 | | | | | \$660.00 | 1/18/2017 | |
| 14791 | Fong, Francis L | -\$227.73 | -\$227.73 | | | | | \$250.00 | 2/8/2017 | |
| 9822 | Osakana Cruise, Inc/Fish E | -\$234.42 | -\$234.42 | | | | | \$510.00 | 4/18/2017 | |
| 10621 | Perez, Thomas L.G. | -\$240.00 | -\$240.00 | | | | | \$480.00 | 12/1/2016 | |
| 14143 | Salt Shaker Yacht Charter | -\$245.26 | -\$245.26 | | | | | \$245.26 | 4/14/2017 | |
| 14150 | PIER, KENNETH | -\$275.00 | -\$275.00 | | | | | \$275.00 | 2/17/2017 | |
| 14963 | Castro, Jesse AR | -\$277.50 | -\$277.50 | | | | | \$357.50 | 3/24/2017 | |
| 14534 | Martin, Dwight | -\$300.00 | -\$300.00 | | | | | \$300.00 | 1/25/2017 | |
| 14535 | Young, Dione & Jerry | -\$300.00 | -\$300.00 | | | | | \$150.00 | 3/29/2017 | |
| 15325 | Kobayashi, Ronald | -\$300.00 | -\$300.00 | | | | | \$550.00 | 3/13/2017 | |
| 14582 | Packbier, Paul E.R./PCR Gu | -\$305.00 | -\$305.00 | | | | | \$315.00 | 4/11/2017 | |
| 10735 | Plummer, Peter J. | -\$350.00 | -\$350.00 | | | | | \$87.50 | 4/18/2017 | |
| 12394 | Wong, Billy | -\$350.00 | -\$350.00 | | | | | \$225.00 | 1/17/2017 | |
| 14436 | John C. Aguon/Myung J. Par | -\$375.00 | -\$375.00 | | | | | \$600.00 | 2/24/2017 | |
| 14694 | Go Nakane | -\$375.00 | -\$375.00 | | | | | \$137.50 | 3/31/2017 | |
| 9697 | Camacho, Antonio Frank C. | -\$400.00 | -\$400.00 | | | | | \$520.00 | 12/22/2016 | |
| 14533 | Brochon, Michael | -\$400.00 | -\$400.00 | | | | | \$465.00 | 2/17/2017 | |

| Number | Name | Open | Current | 31 - 60 | 61 - 90 | 91 - 120 | Over 120 | Amount | Date | Remarks |
|--------|----------------------------|----------------|----------------|--------------|--------------|-------------|--------------|--------------|------------|---------|
| 12895 | Bell, James C. or Cynthia | -\$450.00 | -\$450.00 | | | | | \$450.00 | 1/17/2017 | |
| 15290 | Murrell, Robert Dan | -\$450.00 | -\$450.00 | | | | | \$600.00 | 1/18/2017 | |
| 13545 | Perez, Vincent T./Vern Per | -\$500.00 | -\$500.00 | | | | | \$600.00 | 12/7/2016 | |
| 13536 | Guam Lucky Strike, Inc./Jo | -\$525.00 | -\$525.00 | | | | | \$525.00 | 12/2/2016 | |
| 9849 | Flores, William A. | -\$550.00 | -\$550.00 | | | | | \$600.00 | 11/14/2016 | |
| 12335 | Liberty, Lawrence D / Sand | -\$550.00 | -\$550.00 | | | | | \$825.00 | 12/15/2016 | |
| 13191 | Aguon, Sonia V. or Paul SN | -\$746.25 | -\$746.25 | | | | | \$340.00 | 12/19/2016 | |
| 14210 | Kaneshiro, Roger J, D.D.S | -\$800.00 | -\$800.00 | | | | | \$960.00 | 1/4/2017 | |
| 1487 | Guam Federation of Teacher | -\$859.00 | -\$859.00 | | | | | | | |
| 14968 | Nguyen, Hoa Van | -\$880.00 | -\$880.00 | | | | | \$960.00 | 2/22/2017 | |
| 15248 | QUIMA, MAX HIDEO | -\$1,200.00 | -\$1,200.00 | | | | | \$1,800.00 | 10/26/2015 | |
| 14126 | Margarita Charters | -\$1,940.86 | -\$1,940.86 | | | | | \$535.00 | 4/3/2017 | |
| 13030 | South Pacific Petroleum Co | -\$29,792.35 | -\$29,792.35 | | | | | \$29,742.00 | 4/14/2017 | |
| 15334 | KALS Corporation | -\$66,363.10 | -\$66,363.10 | | | | | \$2,714.75 | 4/6/2017 | |
| 12511 | Hanson Permanente Cement o | -\$283,187.64 | -\$283,187.64 | | | | | \$172,000.00 | 3/17/2017 | |
| 9523 | Unicorn Freight Inc. | | | | | | | \$51.04 | 2/23/2017 | |
| 11615 | Tsang Brothers Corporation | | | | | | | \$1,607.76 | 2/16/2017 | |
| 11770 | Black Construction Corpora | | | | | | | \$204.16 | 2/21/2017 | |
| 11814 | J.L. Baker & Sons/COS/LA G | | | | | | | \$127.60 | 1/17/2017 | |
| 12043 | Triple J Commercial Tire | | | | | | | \$255.20 | 4/12/2017 | |
| 12149 | Cargo Express Inc. | | | | | | | \$5.00 | 10/7/2016 | |
| 12514 | Pepsi Cola Bottling Co. Gu | | | | | | | \$893.20 | 2/27/2017 | |
| 14145 | Nadler, Landon | | | | | | | \$240.00 | 8/11/2016 | |
| 14315 | Solid Trading | | | | | | | \$25.52 | 2/20/2017 | |
| 14656 | Pangelinan, Enrique | | | | | | | \$50.00 | 4/10/2017 | |
| 14923 | Shotguns | | | | | | | \$1,207.50 | 1/20/2017 | |
| 14985 | Calvo Fisher & Jacob LLP A | | | | | | | \$31.78 | 1/17/2017 | |
| 15300 | Berg, Julia | | | | | | | \$440.00 | 2/2/2017 | |
| 15529 | Santiago, Tarcisia | | | | | | | \$30.00 | 1/12/2017 | |
| 15544 | Wonderful Resort LLC | | | | | | | \$255.20 | 2/7/2017 | |
| 15545 | Andersen AFB | | | | | | | \$102.08 | 2/7/2017 | |
| | | \$6,091,552.54 | \$2,269,565.30 | \$741,760.07 | \$202,166.03 | \$12,140.32 | \$865,920.82 | | | |

| Supplier | Supplier Name | Phone | Co | Balance Open | Current | 61 | 90 | 91 | 120 | Aging | 121 | 0 | Over |
|----------|---------------------|-------------------|-------|--------------|----------|----|----|----|-----|-------|-----|---|------|
| 12201 | Advance Management | 671 6496488 | 00050 | 1798.20 | 1798.20 | | | | | | | | |
| 12280 | America's Best | 671 6467674/7550N | 00050 | 825.00 | 825.00 | | | | | | | | |
| 11805 | American Printing | 671 6467673KOMY | 00050 | 1235.00 | 1271.00 | | | | | | | | |
| 14337 | ALAN SEARLE & ASS | 671 6424707 | 00050 | 1401.00 | 3800.00 | | | | | | | | |
| 1964 | AMADO, GILBERT C. | 671 477-5931 | 00050 | 282.00 | 282.00 | | | | | | | | |
| 15262 | AMESOME HARDWARE | 671 787-2663 | 00050 | 243.39 | 2033.39 | | | | | | | | |
| 11768 | Benson Guam Enter | 671 4777562(SALLY | 00050 | 2003.30 | 1993.80 | | | | | | | | |
| 12239 | Best American Too | 671 6465058(ELMA) | 00050 | 2152.30 | 2152.30 | | | | | | | | |
| 14660 | BBR Micronesia Co | 671 6337261 | 00050 | 2152.30 | 2152.30 | | | | | | | | |
| 1870 | BROWN, JOANNE M. | 671 7894233 | 00050 | 3514.21 | 574.21 | | | | | | | | |
| 15055 | Caplain & Associa | 671 4721819 | 00050 | 7295.00 | 7950.00 | | | | | | | | |
| 11831 | Cash | 671 6494074 | 00050 | 625.44 | 2050.00 | | | | | | | | |
| 13684 | Chang Chin Inc. | 671 6888882 | 00050 | 2020.00 | 44890.09 | | | | | | | | |
| 14299 | CANTON CONSTRUCT | 671 6371687(FE) | 00050 | 4480.00 | 44890.09 | | | | | | | | |
| 13935 | D.S.Y. Corporatio | 671 6373874 | 00050 | 36.75 | 1221.75 | | | | | | | | |
| 14510 | Data Management R | 671 6463884 | 00050 | 1870.00 | 18000.00 | | | | | | | | |
| 11974 | Deloitte & Touche | 671 6463884 | 00050 | 1870.00 | 18000.00 | | | | | | | | |
| 1755 | Dewitt Plumbing Se | 671 6463884 | 00050 | 1870.00 | 18000.00 | | | | | | | | |
| 11798 | Dewitt Trans Serv | 671 6463884 | 00050 | 1870.00 | 18000.00 | | | | | | | | |
| 1799 | Diamond Auto Part | 671 6463884 | 00050 | 1870.00 | 18000.00 | | | | | | | | |
| 15251 | EMERALD (GUAM) LLC | 671 6463884 | 00050 | 1870.00 | 18000.00 | | | | | | | | |
| 15470 | EMERALD WHOLESALE | 671 6463884 | 00050 | 1870.00 | 18000.00 | | | | | | | | |
| 14052 | Far East Equipmen | 671 6886770/JOHNL | 00050 | 14996.24 | 14996.24 | | | | | | | | |
| 14052 | Fastenal Company | 671 6481406 | 00050 | 4277.00 | 3917.80 | | | | | | | | |
| 9030 | Foremost Crystal | 671 6481406 | 00050 | 793.50 | 793.50 | | | | | | | | |
| 14507 | Guam Home Center | 671 6324442 | 00050 | 1146.65 | 1146.65 | | | | | | | | |
| 11786 | Guam K-M univerna | 671 6461851(RPAT) | 00050 | 81520.05 | 81520.09 | | | | | | | | |
| 17551 | Guam Power Autho | 671 6522809(RGAT) | 00050 | 129680.48 | 3359.46 | | | | | | | | |
| 12126 | Guam Waterworks A | 671 6471500(KOSE) | 00050 | 2000.00 | 2000.00 | | | | | | | | |
| 15288 | GuamWBZ | 671 6471500 | 00050 | 8029.79 | 7479.79 | | | | | | | | |
| 14320 | Heavy Equipment P | 671 6888401 | 00050 | 2677.41 | 2677.41 | | | | | | | | |
| 14320 | Home Depot (The) | 671 6480840 | 00050 | 3253.08 | 3253.08 | | | | | | | | |
| 9187 | Hydra-Air Pacific | 671 6453943/5844N | 00050 | 1215.84 | 1215.84 | | | | | | | | |
| 15332 | Hydraulic Link Guam | 671 6123256 | 00050 | 1482.23 | 1482.23 | | | | | | | | |
| 9152 | HFP Industrial Pr | 671 6470845 | 00050 | 8528.20 | 8592.12 | | | | | | | | |
| 13092 | I Connect | 671 6888888/88875 | 00050 | 8470.00 | 8470.00 | | | | | | | | |
| 11330 | Iris Ltd. | 671 2414900 | 00050 | 2934.85 | 2934.85 | | | | | | | | |
| 9224 | Island Equipment | 671 6465261/64652 | 00050 | 17.81 | | | | | | | | | |
| 15034 | ITEB | 671 4728584 | 00050 | 21840.00 | 21840.00 | | | | | | | | |
| 11876 | J & RS Micronesia | 671 4463244/9540 | 00050 | 634.20 | | | | | | | | | |
| 9291 | J.V. International | 671 6463244/9540 | 00050 | 1470.00 | 1470.00 | | | | | | | | |
| 15547 | JB ELECTRICAL, I | 671 6170280 | 00050 | 235.98 | 235.98 | | | | | | | | |
| 13982 | JOHNSTONE SUPPLY | 671 4728390 | 00050 | 775.00 | 775.00 | | | | | | | | |
| 12199 | Kilroy | 671 4728390 | 00050 | 461.68 | 461.68 | | | | | | | | |
| 15004 | Kwikspace Guam In | 671 4728390 | 00050 | 11.00 | 11.00 | | | | | | | | |
| 9339 | Lab Safety Supply | 671 2562783 | 00050 | 4896.00 | 4896.00 | | | | | | | | |
| 14048 | Lagu Sanitation | 671 6335281 | 00050 | 1180.84 | 1180.84 | | | | | | | | |
| 11929 | MegaByte | 671 6335281 | 00050 | 1612.76 | 1612.76 | | | | | | | | |
| 10188 | Mid-Pac Far East | 671 6325568/5169/ | 00050 | 2361.89 | 2361.89 | | | | | | | | |
| 10250 | Morrico Equipment | 671 6325568/5169/ | 00050 | 2503.25 | 2503.25 | | | | | | | | |
| 15106 | MORPHOTRUST USA | 671 6868848 | 00050 | 19687.20 | 19687.20 | | | | | | | | |
| 12510 | N.C. Macario & As | 671 6376642/7141/ | 00050 | 2993.61 | 2993.61 | | | | | | | | |
| 10330 | Napa Auto Parts | 671 6376642/7141/ | 00050 | 3000.00 | 3000.00 | | | | | | | | |
| 15075 | National Homeland | 671 6465115(EMILY | 00050 | 312.00 | 312.00 | | | | | | | | |
| 10356 | National Office S | 671 6465115(EMILY | 00050 | 312.00 | 312.00 | | | | | | | | |

126331.02

550.00

12.32

23.76

17.81

PORT AUTHORITY OF GUAM

| Crane Surcharge | | | | | 9.50% | BOG 0101-330971 50.1122.BOGCRANE | |
|-----------------|---------------------|----------------|--------------|---------|--------------|-------------------------------------|------------|
| 60.5851 | | | | | Sinking | Bank Bal. | |
| Date | Description | Amount | Balance | Remarks | Fund | Amount | Date |
| 9/30/2016 | Balance Forwarded | | 518,395.13 | | 2,850,791.98 | 2,500,076.68 | |
| 10/20/2016 | Loan Payment | (101,426.79) | 416,968.34 | | | | |
| 10/1/2016 | Pola Insurance Prem | (260,000.00) | 156,968.34 | | | | |
| 10/31/2016 | Revenues | 530,272.93 | 687,241.27 | | | | |
| 10/31/2016 | Depreciation | \$ (66,666.67) | 620,574.60 | | | | |
| 10/31/2016 | Pola 14 Exp 70.8390 | (5,986.24) | 614,588.36 | | | | |
| | Pola 16 Exp 70.8391 | \$ (5,712.32) | 608,876.04 | | | | |
| | Pola 17 Exp 70.8392 | \$ (4,633.84) | 604,242.20 | | | 54,163.20 | 10/26/2016 |
| | Gantry 3 | \$ - | 604,242.20 | | | | |
| | Reserve | \$ (50,375.93) | 553,866.27 | | 50,375.93 | 266.34 | 10/31/2016 |
| | PMC | \$ - | 553,866.27 | | | | |
| | CIP | - | 553,866.27 | | | | |
| 11/20/2016 | Loan Payment | (101,426.79) | 452,439.48 | | | | |
| 11/30/2016 | Revenues | 612,053.00 | 1,064,492.48 | | | | |
| 11/30/2016 | Depreciation | \$ (66,666.67) | 997,825.81 | | | 105,109.04 | 11/4/2016 |
| 11/30/2016 | Pola 14 Exp 70.8390 | (4,437.08) | 993,388.73 | | | 433994.85 | 11/17/2016 |
| | Pola 16 Exp 70.8391 | (6,295.50) | 987,093.23 | | | 290.41 | 11/30/2016 |
| | Pola 17 Exp 70.8392 | (4,646.19) | 982,447.04 | | | | |
| | Gantry 3 | - | 982,447.04 | | | | |
| 11/30/2016 | Reserve | (58,145.04) | 924,302.01 | | 58,145.04 | | |
| | PMC | - | 924,302.01 | | | | |
| 12/20/2016 | Loan Payment | (101,426.79) | 822,875.22 | | | | |
| 12/31/2016 | Revenues | \$ 479,032.06 | 1,301,907.28 | | | | |
| 12/31/2016 | Depreciation | \$ (66,666.67) | 1,235,240.61 | | | | |
| 12/31/2016 | Pola 14 Exp 70.8390 | \$ (11,059.48) | 1,224,181.13 | | | | |
| 12/31/2016 | Pola 16 Exp 70.8391 | (9,380.87) | 1,214,800.26 | | | | |
| 12/31/2016 | Pola 17 Exp 70.8392 | \$ (7,886.21) | 1,206,914.05 | | | | |
| 12/31/2016 | Gantry 3 | \$ - | 1,206,914.05 | | | | |
| 12/31/2016 | Reserve | \$ (45,508.05) | 1,161,406.00 | | \$ 45,508.05 | 436,359.02 | 12/5/2016 |
| 12/31/2016 | Crane Certification | \$ (4,450.00) | 1,156,956.00 | | | 367.31 | 12/31/2016 |
| 1/20/2017 | Loan Payment | (101,426.79) | 1,055,529.21 | | | | |
| 1/31/2017 | Revenues | 438,210.54 | 1,493,739.75 | | | | |
| 1/31/2017 | Depreciation | \$ (66,666.67) | 1,427,073.08 | | | | |
| 1/31/2017 | Pola 14 Exp 70.8390 | \$ (10,458.21) | 1,416,614.87 | | | | |
| | Pola 16 Exp 70.8391 | (7,031.47) | 1,409,583.40 | | | | |
| | Pola 17 Exp 70.8392 | \$ (6,010.95) | 1,403,572.45 | | | | |
| | Gantry 3 | - | 1,403,572.45 | | | 374.82 | 1/31/2017 |
| 1/31/2017 | Reserve | (41,630.00) | 1,361,942.45 | | 41,630.00 | | |
| 2/20/2017 | Loan Payment | (101,426.79) | 1,260,515.66 | | | 57675.69 | 02/02/17 |
| 2/28/2017 | Revenues | \$ 446,279.60 | 1,706,795.26 | | | 27,983.45 | 02/17/17 |
| 2/28/2017 | Depreciation | \$ (66,666.67) | 1,640,128.59 | | | 401663.47 | 02/27/17 |
| 2/28/2017 | Pola 14 Exp 70.8390 | (3,816.80) | 1,636,311.79 | | | 345.86 | 02/28/17 |
| | Pola 16 Exp 70.8391 | \$ (14,771.91) | 1,621,539.88 | | | | |

4/21/2017

PORT AUTHORITY OF GUAM

| | | | | | | | |
|------------------------|---------------------|----------------|----------------|----------------|----------------|---|-------------|
| Crane Surcharge | | | | | 9.50% | BOG 0101-330971 50.1122.BOGCRANE | |
| 60.5851 | | | | | Sinking | Bank Bal. | |
| Date | Description | Amount | Balance | Remarks | Fund | Amount | Date |
| | Pola 17 Exp 70.8392 | (15,193.10) | 1,606,346.78 | | | | |
| 2/28/2017 | Reserve | \$ (42,396.56) | 1,563,950.22 | | \$ 42,396.56 | | |
| | | | 1,563,950.22 | | 3,088,847.55 | 4,018,670.14 | |

PORT AUTHORITY OF GUAM
Jose D. Leon Guerrero Commercial Port
ENGINEERING/CIP DIVISION
Piti, Guam 96925

April 24, 2017

MEMORANDUM

TO: General Manager

FROM: Engineer Manager

SUBJECT: Brief Summary Status of Ongoing & Proposed CIP Projects

The following is a summary list of aforementioned subject. *Latest developments are italicized.*

| | |
|-----------------------|---|
| 1) PROJECT: | Marine SLE Project, Wharf Repairs |
| IFB NUMBER: | PAGCIP-014-005 |
| CONTRACTOR: | BME & Sons Inc. |
| PROJECT AMOUNT: | \$4,541,635.00 |
| DESIGNER: | Parson Brinkerhoff |
| PURCHASE ORDER: | No. 11332 OF |
| CHANGE ORDER: | \$45,000.00 (CO1), \$68,958.00 (CO2), (CO#3) \$492,120.50, (C.O.#4) \$299,384.73, (C.O. #5) <\$6, 353.59>, |
| TOTAL AMOUNT: | \$5,440,744.64 |
| FUNDING SOURCE: | Port Authority of Guam |
| NOTICE TO PROCEED: | January 5, 2015 |
| COMPLETION TIME: | May 17, 2016 (360CD+ 100 Days CO2 , CO3 and C.O4) |
| PAYMENT TO DATE: | \$5,373,301.96 |
| BALANCE TO DATE: | \$67,442.68 |
| CM COST: | \$459,724.54 |
| AMENDMENT NO. 1 | \$109,117.92 |
| Amendment No.2 | \$67,442.68 |
| NEW CONTRACT AMOUNT | \$636,285.14 |
| PAYMENT TO DATE: | \$636,285.14 (CM) |
| BALANCE TO DATE: | \$0 |
| Construction Manager: | EMPSCO & Port Engineering/CIP Division |
| POINT OF CONTACT: | Danny Natividad, Proj. Manager (BME & Sons) Tel. # 632-3338 Iremar Gutierrez, Proj. Engr. (BME & Sons) Tel. # 777-4253 Jun Capulong, Consultant (EMPSCO) Tel. # 638-4716 Ferdie F. Cabuhat, Proj. QC (EMPSCO) CP # 988-4531 PAG ENGG/CIP Div. |
| WORK STATUS: | Bid opening was on 6/17/2014 & bid result has BME (\$4,541,635.00), Black Construction Corp.(\$4,677,318.00) & SmithBridge (\$8,978,324.88). Procurement is preparing the bid evaluation for management approval. Procurement is awaiting approval by PAG BoD for the Construction Manager budget. PNTP was issued on 9/29/2014. Contractor awaiting the DPW Building Permit approval. NTP was issued on 1/5/2015 & |

contractor start mobilization. Spur rail removal complete & asphalt pavement pouring is on 2/23-25/2015. Received divers certificate renewal copies & contractor to schedule the Wharf F3 debris removal work. Debris removal & drop-off anodes along Wharf F3 is complete & start prepping sheet pile for anode installation. On-going works under Wharf F5 concrete beams/columns for spalls & cracks. Wharf F3 anode installation is at 90% complete. Anode full welding installation is at Wharf F4 Sta.10+00. FRP material's ETA will be on 9/1/2015 & FRP techrep will be on island on 9/9/2015 to supervise the FRP installation underneath wharf F5. BME continue full welding anode installation in F4 @ Sta.11+00 & part of Wharf F6. FRP jacket installation & epoxy grout pouring was observed by the FRP techrep on 9/10-14/2015 & work set-up was approved. Anode installation is on-going in F4, Sta.14+04 & in F5, Sta.14+05 to Sta.27+04. Work ongoing on Anode installation at F-5 & F-6 awaiting FRP materials and additional grout. ETA end of November. Work ongoing on Crack & Spalls. C.O. No.3 will be submitted for approval. BME and Trident Cross continue installation of Anodes under Wharf F-5. Proposed Change Order No. 3 was approved by PAG Management, awaits amendment of contract by procurement. BME and Trident Cross continue to work for the installation of FRP Jacket, Installation of Anodes at toe wall and starts working of the approved change order no. 3. Procurement Amending Contract for Construction Management (EMPSCO). BME continue working for the installation of Anodes in the Toe wall, return wall, Rear wall and repairs of fendering concrete support under F-5. Empsco monitor progress work and review RFI and Proposed Change Order No.4 for negotiations. Submitted Propose Change Order No.4 for PAG Gen. Managers approval. Conducted a pre final inspection of F-3 concrete bulkhead repair as part of change order no.3 on March 4, 2016 . BME completed installation and pouring of FRP jacket for repair of concrete column. Conducted Pre Final inspection of FRP and Beam repair under F-5 on March 21, 2016. Sea Engineering conducting an inspection of Anode installed at F-3 to F-6 on March 21 to 23, 2016. P.B. engineers will tentatively arrive Guam on March 30 and 31 for an inspection of the above subject. On March 25, 2016. PAG General Manager suspended Construction Management Services of EMPSCO for the MSLE project. Also, Installation of Anodes was suspended from BME and Trident Cross until further notice. Parson and Brinckerhoof with PAG Engineering conducted a pre-final inspection last March 30 to 31, 2016. A Punch lists was establish by P.B and PAG Engineering, BME contractor address the discrepancies listed on the punch list. A final inspection was conducted April 7, 2016 and all punch list items conforms as required to the project specifications. BME and Empsco awaits lifting of suspension for the Installation of Anodes as part of MSLE project. As per BME, PAG Management lifted suspension of anodes installation on 4/20/16. BME and subcontractor Trident Cross resume working at wharf F-3 4/25/16 for the punch lists

of installation of anodes. BME has up to May 17, 2016 to complete punch lists and project.

BME and subcontractor Trident Cross completed the correction of punch list items of the installation of Welded Anodes from Sea Engineering on May 16, 2017. Followed by an inspection by AWS Welder Inspector Mr. Greg. Kaiser. And on May 5, 2016, Corpro Cathodic Engineers conducted a continuity test of the installed anodes. A final report was submitted to C.M Empsco for final Close out documents, A coordination is on going between Empsco and Pro Marine to conduct a final under water inspection of the installed welded Anodes from F-3 to F-6 BME progress billing invoices no. 13,14, &15 and 10% retainage fee are still on hold by the General Manager.

Billing Invoice 13,14,15 was paid by PAG, Change Order No. 4 was also approved by PAG Management on June 10, 2016. Empsco subcontractor PMT conducted a final underwater inspection of welded anodes from F-3 to F-6 and completed on July 8, 2016. Inspection report was given to C.M. Empsco and submitted to PAG 7/18/16. As per progress meeting on July 19,2016. All punch lists items found by Pro Marine will be repaired by BME and its subcontractor and tentatively start on July 25,2016. BME and subcontractor Trident Cross completed punch lists item repair Aug. 7, 2016 from Empsco and Pro Marine Anodes installation Inspection conducted as of July 8, 2016. Awaits Final Dive Inspection from Empsco and Pro Marine. Empsco submitted cost proposal for change order no.2 C.M. services as per contract April 8, 2016. PAG Engineering Reviewing cost proposal for negotiations. EMPSCO submitted a revised cost proposal Change Order No.2 for Const. Management extension and inspection to Deputy General Manager Admin./Finance. Awaits instruction from PAG Management. PAG approved Const. Mngmnt. Contract extension. EMPSCO awaits issuance of Purchase Order to resume inspection done by BME const. PAG approved Const. Mngmnt. Contract extension and Issued Purchase Order to EMPSCO. Awaits Schedule and availability of Pro Marine to resume re- inspection of 137 anodes punchlist done by BME const. Empsco and Pro Marine completed punchlists inspection on November 11, 2016. Awaits final report from the C.M. (EMPSCO). Received Monthly Report Final Punch lists Inspection No.17, Invoice No. 14-009.17, 1 set of Original Mylar As-built and 2 sets of As-built copies from EMPSCO on Nov. 18,2016. Also, received an Invoice No. 17 of BME in the amount of \$213,614.02. Awaits instruction from PAG Management and PAG Engineering Manager to process. Contractor (BME) submitted a propose Change Order No.5 for the incomplete weld of anodes with the amount of \$6,353.59 and was approved by PAG General Manager. A PAG proposed Change Order No. 6 was approved by PAG General Manager to be deducted to the contractor (BME) contract for the Dive inspection perform by Sea Engineering and the approved Time Extension of PAG Construction Management (EMPSCO). PAG Procurement Division finalizing amendment of contract for

Change Order Deductive No. 5 and Change Order Deductive No. 6 of the above project.

Change Order No. 6 is being disputed by BME Contractor and payment was made by PAG on 4-13-17 in the amount of \$157,923.2.

2) **PROJECT:**

IFB Number:

BUDGET:

FUNDING SOURCE:

BID AMOUNT;

PAYMENT TO DATE:

BALANCE TO DATE:

CONTRACTOR:

POINT OF CONTACT:

CONSTRUCTION MANAGER:

WORK STATUS:

Design and Construct Canopies for EQMR Fleet, Drum lot and Top Loader Area

PAG-CIP-016-001

\$335,925.00

PAG – FMF

\$198,000.00 + C.O. No.1 - \$ 2,598.83

\$146,586.45

\$54,012.38 including 10% retention

Canton Const. Corp.

Bobby Yung , Proj. Manager (Canton Const.) C.P. # 685-3046

PAG Engineering/CIP, EQMR. Manager

Official Notice to Proceed was issued June 15, 2016. Contractor to submit 65% design for review and comments. Meet with Canton Const. and PAG Procurement Ms. Alma Javier for the Status of the 65%design. Procurement warn contractor to submit 100% design before July 22, 2016. 90% Design was submitted July 26,'16. PAG Engineering and EQMR Div. reviewed and made comments on 90% Drawing and returned to canton const. corp.on Aug. 5, 2016 for 100% or final design. As per Aug. 22, Received a call from Mr. Bobby Yung that they are working for the final design and would submit this week of Aug. 26, 2016.

Canton Const. submitted a 100% design submittal Sept. 11.2016. Reviewed by PAG Engineering and EQMR Manager. Reviewed comments were return to Canton Const. which will be incorporated to the final Design and to be submitted by the end of this week Sept.16,2016. Canton Construction applied for building permit from D.P.W.DPW is looking for elevation certificate.PAG Engineer Manager Is working with PAG Deputy Manager on to approach and obtain this documents. Proposed Change Order No. 1 with the amount of \$2,598.83for the Elevation Certificate of the three canopies, EQMR Fleet. Drum Lot and Top Loader Area is at PAG General Manager for approval. Canton Construction conducted surveying on Nov.7, 2016. Elevation certificate was received Nov. 14, 2016. Canton Const. awaits issuance of building permit from D.P.W. DPW Building permit was issued 11/21/16. Canton Field Engineer performed actual site lay-out for the three canopies A weekly construction progress is conducted since 12/6/16. As per meeting const materials is in route to guam. Mobilization will start on Dec.21,'16 for excavation of footing and fabrication of concrete slab for Canopy "C". Project extension was approved 12/2/16. New completion date is January 15, 2017.

Time Extension Change Order No.3 was approved. New completion date is February 11, 2017 as per approved by Deputy General Manager Operations. Substantial Completion was done February 10, 2017. Canton Construction was instructed to correct one punch list item in which is the application of epoxy

painting as discussed in the meeting. Canton will resume once weather cooperates. A progress billing No.3 of \$50,000.40 is on hold upon completion of punch list item.
Inv. No. 3 was paid by PAG 25,000.00. A balance of 29,012.38 is still on hold for completion of painting, installation of 1ea. pendant light and retention.

- 3) **PROJECT:** **Container Yard Striping and Installation of Wheel Stop**
IFB NUMBER: PAG-CIP-016- 002
BUDGET: \$1, 079,819.00
FUNDING SOURCE: PAG – FMF
Bid Amount: \$997,557.51
PAYMENT to DATE \$44,890.09
BALANCE to DATE: \$952,667.42
CONTRACTOR: Canton Const. Corp.
POINT OF CONTACT: Bobby Yung, Proj. Manager (Canton Const) C.P. # 685-3046
CONSTRUCTION MANAGER: N.C. Macario and Assoc.– Nemecio Macario, S.E. 647-0947/48
 Alren Torillo- 647-0947/48
CONTRACT AMOUNT: \$171,329.13
PAYMENT to DATE; \$28,555.00
BALANCE to DATE: \$142,774.13
WORK STATUS: Bid Package was given last March to Procurement for Bid Proposal. Bid proposal was open July 13, 2016, and Canton was the lowest responsive responsible bidder with the amount of 997,557.51. Procurement drafting the contract. As per procurement, contract will be sent to Attorney General for review as per requirement if bid amount is higher than \$500,000.00. As of this date, Project is still under review by Attorney General. Notice of Intent to Award was given to Canton Const. on 10/28/16 for obtaining bonding documents of the above project. Final Contract under review and approval from PAG Legal Council. Final contract is in routing for Signature for approval and issuance of P.O. Contract was signed by all parties. Official Notice to Proceed was issued Jan. 30, 2017, Pre- Construction was held Monday, January 30, 2017 at 2:00 P.M. conducted by PAG Construction Manager (N.C. Macario & Assoc.), PAG Engineering and other PAG Divisions involved in the projects. Const Manager advised Contractor (Canton) to start submitting Safety plan, Demolition Plan and other documents before they can start the above project. As of March 21, 2017 progress meeting with Canton Const. and N.C. Macario and Assoc. contractor continue to submit material submittal and being reviewed by PAG Const. Manager N.C. Macario. A baseline schedule of work is scheduled this March 28, 2017. Coordination by PAG Engineering and Operation Division is ongoing base on the schedule of area that the contractor will work on. Operation has no issue on the schedule. Invoice No.1 in the amount of \$44,890.09 for Mobilization is in process to accounting.
As of April 24, 2017. Striping is on-going to Area Foxtrot and Echo. Removal of existing paint in Area 9 and 10 is also on-going. Excavation of signage post in area B, C,D E, F, M and T is on-going. Invoice No.1 was paid by PAG.

4) PROJECT: **Container Yard Lighting Improvement Project.**
IFB NUMBER: PAG-CIP-016-003
BUDGET AMOUNT: \$140,000.00 (Engineering estimate)
FUNDING SOURCE: Federal Grant
BID AMOUNT : \$187,093.23
CONTRACTOR: Canton Construction Corporation
POINT OF CONTACT: Bobby Yung, Proj. Manager (Canton Const) C.P. # 685-3046
CONSTRUCTION MANAGER: N.C. Macario and Assoc. – Nemecio Macario, S.E. 647-0947/48
 Alren Torillo- 647-0947/48
CONTRACT AMOUNT: \$171,329.13 (Together with Striping Project)
WORK STATUS: Bid Package was given last March to Procurement for Bid Proposal. Bid Proposal Opening was conducted by Procurement on June 30th, 2016 and Canton Construction Corp. was the lowest responsive responsible bidder with the amount of \$187,093.23. Procurement drafting project contract. As per procurement, Contract was submitted to PAG legal council for review and approval. Procurement still awaits legal council approval of contract. Contract was signed by all parties. Official Notice to Proceed was issued Jan. 30, 2017, Pre- Construction was held Monday, January 30, 2017 at 2:00 P.M. conducted by PAG Construction Manager (N.C. Macario & Assoc.), PAG Engineering and other PAG Divisions involved in the projects. Const Manager advised Contractor (Canton)to start submitting Safety plan, Demolition Plan and other documents before they can start the above project. This project is simultaneous with Container Yard Striping, As of March 21, 2017 progress meeting with Canton Const. and N.C. Macario and Assoc. contractor continue to submit electrical materials submittal and being reviewed by PAG Const. Manager N.C. Macario. A baseline schedule of work is scheduled this March 28, 2017. Coordination by PAG Engineering and Operation Division is ongoing base on the schedule of area that the contractor will work on. Operation has no issue on the schedule.
Canton submitted list of manpower and equipment for A.B. MER subcontractor for this project.

5) PROJECT: **A/E Design Consultant Services**
RFP NUMBER: PAG -016-002
PROJECT AMOUNT: IDIQ Contract
FUNDING SOURCE: Port Authority of Guam
A/E CONSULTANT : N.C. Macario and Associates
POINT OF CONTACT: Nemesio Macario, S.E, P.E- Tel. no. 646-0947
 Alren Torillo – Tel. No. 646-0947
WORK STATUS: RFP On-Going. Submitted reviewed proposal to Procurement for final evaluation. N.C. Macario was selected for the IDIQ contract. First Task Order No.1 for Harbor of Refuge Design to Install Ejector Pump and Shelter is on –going and to submit cost proposal. N.C. Macario submitted cost proposal for Task Order No.1- Design to Install Ejector pump, Concrete shelter and other Environmental documents. Awaits approval of the proposal from Dept. of Agriculture. Task Order No. 1 was entered in requisition by strategic planning office. Cost proposal will be ratified by PAG Board of Directors this coming board meeting.

PAG Board of Directors Approved the contract of N.C. Macario for Task Order No.1. Last week ,on Oct. 11, PAG Engineering and Planning Div. meet with N.C. Macario to start working on the Design of Task Order No.1. N.C. Macario developing 35% submittal of task Order No.1 Design to Install Ejector Pump and construction of Concrete Shelter. Awaits final contract and P.O. for the approved Task Order No.2 Construction Management Services for PAG Lighting and Striping services. 60 % Design, specification and cost estimates of Task Order No.1 was received 12/2/16. Review and comments on-going by PAG Engineering. Received Invoice in the amount of \$39,374.40 for T.O. #1and approved for payment 12/14/16 Task order No. 2 for Const. Management Services of Cont. Yard Striping and Lighting Improvement was approved on 11/28/16 and N.c macario received P.O. on 12/2/16. A 90% design submittal of Task Order No. 1 was received by the Port on 1/6/17for PAG review and comments. PAG submitted the 90% review comments to N.C. Macario on 2/6/17.

Task Order No.1final Design was completed by N.C. Macarioon 2/24/17.

6) PROJECT:

IFB NUMBER:
PROJECT AMOUNT:
CONSTRUCTIO MANAGER
POINT OF CONTACT:
WORK STATUS:

Design Built for the Renovation of PAG Engineering, Safety and Stevedoring Offices

IFB-PAG-CIP-017-001

\$325,000.00 (Engineering Budget)

PAG ENGG/CIP Division

PAG Engineering Office

Scope of Work On-Going for review by PAG Engineering Manager. Final Review on-going. Scope of Work was submitted to Procurement to prepare Bid Documents of this project. PAG Engineering submitted a request for an Account No. to Accounting before it can enter to A.S. 400. Procurement prepare final bid package for Advertising for Invitation to Bid as of 12/15/16. IFB No. PAG-CIP-017-001was advertized Feb. 01, 2017 for the above project. A Pre- Bid Conference is scheduled on Wednesday, Feb. 8, 2017. A Bid Opening was conducted Feb.24, 2017 @ 2:00 P.M. Two contractors submitted their bid. Lowest Bidder was Pro Pacific Builders with the amount of \$349,000.00. Second Bidder was JWG Const. with the amount of \$434,192.62. PAG Engineering requested an additional budget of \$45,500.00 to cover shortfall of the approved budget in FY-17 in the amount of \$325,000.00 to be approved by PAG Board of Directors.

Procurement completed bid assessment on 4/12/17. Notice of Intent to Award was given to Pro Pacific Builders.

7) PROJECT:

IFB NUMBER:
PROJECT AMOUNT:
CONTRACTOR:
CONSTRUCTION MANAGER:
POINT OF CONTACT:
WORK STATUS:

Container Yard Asphalt, Concrete Pavement and Fire Hydrant Valve Improvement

To Be Determine

To Be Determine

To Be Determine

PAG Engineering

PAG Engineering Office.

Scope of Works and Drawings was submitted to Procurement to Develop Bid Package Documents for Invitation to Bid.

- 8) PROJECT:** **Renovation/Upgrade of First Floor Men's Restroom Admin. Bldg.**
PROJECT AMOUNT: \$14,950.00
CONTRACTOR: Modern Konstrak
CONSTRUCTION MANAGER: PAG Engineering
POINT OF CONTACT: Roland Santos – Modern Konstrak – 898-3602
WORK STATUS: PAG Engineering Office.
 Scope of Work was submitted to Procurements in acquiring Quotes. Procurement issued Purchase Order to Contractor (Modern Konstrak) on Feb.1, 2017. Pre-construction Meeting was held Feb.3,2017 at Engineering office. Advise contractor to submit schedule of values , Gen. Liability Insurance and to submit material sample of floor ceramic tile, wall ceramic tiles and grout color for General Manager's approval. As of March 10, 2017. Project as per scope of work was completed. Awaits approval of PAG Board of Director for the PAG Engineering transfer of funds in the amount of \$500.00 for First Floor Men's Restroom Urinal ADA Compliance as a Change Order.
Awaits P.O. for change Order No.1 from Procurement.
- 9) PROJECT:** **Container Yard Trench Drain Repair**
IFB NUMBER: PAG-CIP-017- ____
PROJECT AMOUNT: To be Determine
CONSTRUCTION MANAGER: PAG ENGG/CIP Division
POINT OF CONTACT: PAG Engineering Office
WORK STATUS: *Final Scope of Work On-Going for review by PAG Engineering Manager. Awaits Blanket Purchase Agreement for copying sets for Bid Documents.*
- 10) PROJECT:** **Backfill and Repair Asphalt Pavement South of LC-3**
R. F. Q.
PROJECT AMOUNT: To Be Determine (\$50,000.00 FMF Budget)
CONTRACTOR: To Be Determine
CONSTRUCTION MANAGER: PAG Engineering
POINT OF CONTACT: PAG Engineering Office.
WORK STATUS: Scope of Work was submitted to Procurements in acquiring Quotes. Request for Qoutes was to high. PAG coordinating an MOU with GWA and to repair the above project which is scheduled on March 23, 2017.
PAG Facility Maint. Division was task to do asphalt repair of this project.
- 11) PROJECT:** **A/E Design consulting Services for New Port Administration Complex**
REQUEST FOR PROPOSAL: RFP PAG-CIP-017-001
BUDGET AMOUNT: \$375,000.00
DESIGNER: To be determined
WORK STATUS: RFP was advertized January 2, 2017. A Pre Bid Conference was held on February 3, 2017.Last Day to submit proposal is on Friday, February 17, 2017.
Awaits selection of evaluation committee for A/E selection.

COMPLETED PROJECTS:

- 1) **PROJECT:** **Harbor Master Renovation and Upgrade**
PROJECT AMOUNT: \$43,670.00
CONTRACTOR: BBR Micronesia Corporation
CONSTRUCTION MANAGER: PAG Engineering
POINT OF CONTACT: Nathaniel Catolos- 929-2271
WORK STATUS: PAG Engineering Office.
Procurement to make final determination of the submitted Quotes from the responsible responsive contractor.
Procurement issued Purchased Order January 25, 2017. PAG Engineering Conducted a Pre- Construction meeting January 27, 2017. Contractor submitted Liability Insurance and other Material submittal January 31, 2017. BBR Contractor start mobilizing Feb. 3, 2017. Project at 75% On-going, Awaits completion date on March 25, 2017. Invoice No.1 on process in the amount of \$21,552.30. 100% Completed.
- 2) **PROJECT:** **Administration Building Roof Leak Repair**
RFQ NUMBER: P.O No. 12871-OF
BUDGET AMOUNT: \$45,000.00 (Engineering Estimate)
BID AMOUNT : \$32,783.60 + (C.O. #1) \$1,136.00 + (C.O. #2) 9,240.00
NEW CONTRACT AMOUNT: \$43,159.60
PAYMENT TO DATE: \$43,159.60
CONTRACTOR: BBR Micronesia Corp.
Construction Manager: PAG Engineering
POINT OF CONTACT: Nathaniel Catolos, Proj. Manager C.P. # 929=2271
WORK STATUS: Scope of Work On-Going. Submitted Scope of Work to Procurement to advertise and awaits account number for requisitioning. Contract was awarded 6/21/16, Applied TWIC cards and MARSEC Briefing. Demolition of Project started 7/11/16 up to 7/24/16 total calendar days of project is 90 calendar days. BBMR Contractor completed pouring of 4,000 psi concrete to Admin. roof top. Awaits 21 days curing of concrete. Target date to apply elastomeric paint 9/5/16. Contractor continue clearing of concrete debris to be completed 8/23/16. BBMR. submitted invoice billing no.1- 8/15/16. BBMR Const. acid wash poured concrete 9/2/16. Applied roof sealant on 9/5/16 and applied elastomeric base coat on 9/6/16.
Due to weather condition (rainy) Final coat will be applied once weather is favorable for application.
Project Completed Sept. 28, 2016. 100% Completed.
- 3) **PROJECT:** **Water Line Pavement Repair at F-5, F-6, Cont. Yard Area G And West of LC-1**
RFQ NUMBER: P.O. No. 12887-OF
BUDGET AMOUNT: \$30,000.00 (Engineering Estimates)
BID AMOUNT: \$24,850.00
CONTRACTOR: BME and SON's Inc.
Construction Manager: PAG Engineering/CIP Div.
Point of Contact: PAG Engineering Office
Work Status : Scope of Work Submitted to Procurement and awaits for Requisition final approval and will obtain Contractors quotes.

P.O was awarded 6/29/16. Work still on-going for 30 DAYS.
Project Completed and Accepted by the Port July 22,2016.

- 4) **PROJECT:** **F1, F3, & CY Chain Link Perimeter Fence Replacement**
IFB NUMBER: PAGCIP-015-001
CONTRACTOR: Inland Builders Corp.
PROJECT AMOUNT: \$197,850.00
DESIGNER: Design-Built
CHANGE ORDER: CO1: \$24,320.20, CO2= \$63,741.62, CO3= \$48,966.18, CO4=\$13,464.28
TOTAL AMOUNT: \$348,342.28
FUNDING SOURCE: Homeland Security Grant # 2013 PSGD
NOTICE TO PROCEED: April 20, 2015
COMPLETION TIME: February 2016 (6 months after NTP issuance)
PAYMENT TO DATE: \$348,342.28
BALANCE TO DATE: 0
Construction Manager: PAG ENGG/CIP Division
POINT OF CONTACT: PAG Engineering Office
WORK STATUS: 100% Completed – Awaits final billing, close out documents and as-built drawing.
Contractor submitted final billing with close-out documents.
Project completed 2/16.
- 5) **PROJECT:** **GDP Marina Ejector Pump Repair**
IFB NUMBER: PAGCIP-015-003
CONTRACTOR: ProPacific Builders Inc.
PROJECT AMOUNT: \$78,800.00
DESIGNER: Design-Build
CHANGE ORDER: \$0
TOTAL AMOUNT: \$0
FUNDING SOURCE: DOI F&WS/DoAg
NOTICE TO PROCEED: September 8, 2015
COMPLETION TIME: January 7, 2016 (122 CD after NTP)
PAYMENT TO DATE: \$78,800.00
BALANCE TO DATE: \$0
Construction Manager: PAG ENGG/CIP Division
POINT OF CONTACT: PAG Engineering Office
WORK STATUS: 100% Completed
- 6) **PROJECT:** **Concrete Catwalk Repair, LS Agat Marina Launching Ramp**
IFB NUMBER: PAG-015-004
CONTRACTOR: ProPacific Builders
PROJECT AMOUNT: \$57,818.52
DESIGNER: Design-Built
FUNDING SOURCE: Department of Agriculture, Sport Fish Restoration/Boating Access Grant # F-21-B1
NOTICE TO PROCEED: September 8, 2015
COMPLETION TIME: February 8, 2016 (5 months after NTP issuance)
PAYMENT TO DATE: \$57,818.52
BALANCE TO DATE: \$0
Construction Manager: Port Engineering/CIP Division
WORK STATUS: Project 100% Completed 2/8/16.

FY-17 WORK INJURY REPORT
(01/01/17 to 12/31/17)

| <u>Divisions</u> | <u>*Lost-time</u> | <u>**Recordable</u> | <u>*** Refused Treatment</u> |
|-------------------------|--------------------------|----------------------------|-------------------------------------|
| Stevedoring | 0 | 2 | 0 |
| Transportation | 0 | 0 | 0 |
| Terminal | 0 | 0 | 0 |
| EQMR | 1 | 0 | 0 |
| Others | <u>0</u> | <u>0</u> | <u>0</u> |
| Total | 1 | 2 | 0 |

Work Injury Summary for this reporting period: 04/17/2017

Total Injuries for FY-17 to date: 3-- Injuries

2-- Lost-time

1 – Recordable

0 – Refused Medical Attention

Last disabling work injury was on: 3/30/2017

Number of days since last disabling work injury: 17-days

Note: PAG best record was 222 days or 7 months w/o a disabling work injury


***Lost-time** = If an employee was injured on the job and medical doctor sent him/her home, his/her injury is considered a lost-time.

****Recordable** = If an employee was injured on the job and medical doctor treated him/her and released him/her back to work on the same day (Recordable because of medical charges).

*****Refused Medical Attention:** Filed WC Forms 201 & 202 for record purposes only.

Jose D. Leon Guerrero
Commercial Port

FY 2017
Proposed Budget



Mid-Year Review

April 27, 2017 – Meeting of the Board of Directors

**PORT AUTHORITY OF GUAM
JOSE D. LEON GUERRERO COMMERCIAL PORT**

**FY-2017
PROPOSED BUDGET
MID-YER**

TABLE OF CONTENTS

| | Page |
|---|--------------|
| 1) GRAND SUMMARY | 1 |
| 2) REVENUES | 2-3 |
| 3) NON-DIVISIONAL/GENERAL EXPENSE | 4-5 |
| 4) GANTRY CRANES | 6 |
| 5) FACILITY MAINTENANCE | 7 |
| 6) SECTION/DIVISION SUMMARY | 8 |
| 101 General Manager/Deputy General Manager | 9 |
| 121 Harbor Master | 10 |
| 122 Port Police | 11 |
| 123 Safety | 12 |
| 145 Planning Division | 13 |
| 150 Marketing/Public Relations | 14 |
| 300 Operations Manager | 15 |
| 310-313 Stevedore | 16 |
| 320 Terminal | 17 |
| 330-333 Transportation | 18 |
| 400-414,430 Equipment Maintenance | 19 |
| 420-423 Facility Maintenance | 20 |
| 600 Corporate Services | 21 |
| 610 General Administration | 22 |
| 620 Human Resources | 23 |
| 630-632 Procurement & Supply | 24 |
| 640 Engineering/CIP | 25 |
| 650-655 Commercial | 26 |
| 670 Information Technology | 27 |
| 675,140,681,685 Finance Division | 28 |
| 7) ORGANIZATIONAL CHART | 29 |
| 8) VACANT POSITION LISTING | 30-31 |
| 9) STAFFING PATTERN | 32-40 |
| 10) CAPITAL IMPROVEMENT PROJECTS | 41-42 |
| 11) EQUIPMENTS | 43-44 |

**FY-2017
PROPOSED BUDGET
GRAND SUMMARY
MID-YEAR**

| | FY-2017 Proposed Budget Mid-Year | FY-2017 Approved Budget | FY-2017 YTD Actuals 12/31/16 | FY-2017 Antcpd EOY | FY-2015 YTD Actuals 09/30/15 | FY-17 Prop Mid-Year vs FY-17 Appr | FY-17 Appr vs FY-17 Antcpd EOY |
|---|---|--|---|-----------------------------------|---|--|---|
| Revenues | | | | | | | |
| 1 Cargo Revenues | 35,250,246 | 36,094,182 | 8,660,994 | 34,643,977 | 31,502,239 | -843,935 | 606,270 |
| 2 Non Cargo Revenues | 9,153,689 | 9,129,689 | 1,846,911 | 7,387,643 | 8,869,124 | 24,000 | 1,766,046 |
| 3 TOTAL REVENUES | 44,403,936 | 45,223,871 | 10,507,905 | 42,031,620 | 40,371,363 | -819,935 | 2,372,316 |
| 4 | | | | | | | |
| Divisional - Salaries & Benefits | | | | | | | |
| 6 Management & Employee Salaries | 15,561,350 | 14,312,583 | 3,877,837 | 15,511,350 | 8,192,767 | 1,248,766 | 50,000 |
| 9 Holiday Work | 192,026 | 192,026 | 43,136 | 172,544 | 173,651 | 0 | 19,482 |
| 10 Sick Leave Used | 488,525 | 500,718 | 122,131 | 488,525 | 531,930 | -12,192 | 0 |
| 11 Annual Leave Taken | 1,007,872 | 861,321 | 267,837 | 1,071,346 | 1,229,937 | 146,551 | -63,474 |
| 13 Comp Time Taken | 5,411 | 14,285 | 1,353 | 5,411 | 34,012 | -8,874 | 0 |
| 14 Typhoon Salaries | 0 | 79,350 | 0 | 0 | 286,917 | -79,350 | 0 |
| 15 Regular Salaries | 17,255,185 | 15,960,284 | 4,312,294 | 17,249,177 | 10,449,215 | 1,294,901 | 6,008 |
| 16 Vacancies | 1,014,731 | 1,402,987 | 0 | 0 | 0 | -388,255 | 1,014,731 |
| 18 Increment 2017 | 395,719 | 734,349 | 0 | 0 | 0 | -338,629 | 395,719 |
| 20 Night Differential/Hazard Pay | 645,135 | 767,112 | 161,284 | 645,135 | 709,520 | -121,977 | 0 |
| 21 Overtime | 1,598,000 | 1,162,000 | 527,967 | 2,111,869 | 1,822,420 | 436,000 | -513,869 |
| 22 Retirement (27.13%) | 4,821,552 | 4,591,755 | 1,205,388 | 4,821,552 | 4,733,702 | 229,797 | 0 |
| 23 Death & Disability | 134,643 | 135,496 | 33,661 | 134,643 | 127,952 | -853 | 0 |
| 24 Hospital | 928,084 | 941,830 | 232,021 | 928,084 | 955,522 | -13,746 | 0 |
| 25 Life | 58,125 | 54,959 | 14,531 | 58,125 | 57,138 | 3,166 | 0 |
| 26 Dental | 69,536 | 68,993 | 17,384 | 69,536 | 69,366 | 542 | 0 |
| 27 Medicare | 270,806 | 245,340 | 67,702 | 270,806 | 217,122 | 25,466 | 0 |
| 28 Vacancy Benefits | 357,755 | 511,957 | 0 | 0 | 0 | -154,202 | 357,755 |
| 31 Increment Benefits 2017 | 117,124 | 223,259 | 0 | 0 | 0 | -106,135 | 117,124 |
| 32 SUB-TOTAL | 27,666,395 | 26,800,321 | 6,572,231 | 26,288,925 | 19,141,958 | 866,074 | 1,377,470 |
| 33 | | | | | | | |
| Other Divisional Expense | | | | | | | |
| 35 Office Supplies | 57,620 | 57,620 | 7,756 | 31,023 | 46,967 | 0 | 26,597 |
| 36 Operational Supplies | 1,467,550 | 1,235,450 | 78,383 | 313,534 | 696,151 | 232,100 | 1,154,016 |
| 37 Gas, Diesel | 350,000 | 350,000 | 90,158 | 360,633 | 301,355 | 0 | -10,633 |
| 38 Equipment | 451,900 | 449,400 | 18,971 | 75,883 | 89,237 | 2,500 | 376,017 |
| 39 Contractual | 561,370 | 551,370 | 91,982 | 367,928 | 280,266 | 10,000 | 193,442 |
| 40 Miscellaneous | 112,015 | 110,515 | 12,188 | 48,753 | 40,354 | 1,500 | 63,262 |
| 41 Training | 80,000 | 80,000 | 0 | 0 | 55,324 | 0 | 80,000 |
| 42 Travel | 75,000 | 75,000 | 11,582 | 46,328 | 26,085 | 0 | 28,672 |
| 43 SUB-TOTAL | 3,155,455 | 2,909,355 | 311,020 | 1,244,082 | 1,535,739 | 246,100 | 1,911,373 |
| 44 | | | | | | | |
| TOTAL DIVISIONAL EXPENSE | 30,821,850 | 29,709,676 | 6,883,252 | 27,533,007 | 20,677,697 | 1,112,174 | 3,288,843 |
| 46 | | | | | | | |
| General Expense | | | | | | | |
| 48 OTHER BENEFITS | 42,500 | 829,500 | 12,000 | 48,000 | 7,006 | -787,000 | -5,500 |
| 49 OTHER PERSONNEL COSTS | 245,000 | 255,000 | 41,552 | 166,207 | 89,342 | -10,000 | 78,793 |
| 50 COMMUNICATIONS | 131,650 | 131,650 | 40,766 | 163,066 | 72,451 | 0 | -31,416 |
| 51 UTILITIES | 1,888,000 | 1,888,000 | 349,883 | 1,399,532 | 1,736,201 | 0 | 488,468 |
| 52 GENERAL INSURANCE | 2,350,000 | 2,677,631 | 565,624 | 2,262,496 | 1,906,227 | -327,631 | 87,504 |
| 53 REPAIRS AND MAINTENANCE | 137,000 | 137,000 | 20,603 | 82,412 | 133,884 | 0 | 54,588 |
| 54 DEPRECIATION EXPENSE | 4,500,000 | 4,884,364 | 1,093,010 | 4,372,040 | 2,948,423 | -384,364 | 127,960 |
| 55 DAMAGE, SHORTAGE, WRITEOFF | 77,000 | 87,000 | 767 | 3,068 | 277,482 | -10,000 | 73,932 |
| 56 MISCELLANEOUS | 173,500 | 223,500 | 1,284 | 5,137 | 67,172 | -50,000 | 168,363 |
| 57 AGENCY & MANAGEMENT FEE'S | 1,083,857 | 1,083,857 | 204,349 | 817,395 | 851,971 | 0 | 266,462 |
| 58 PROFESSIONAL SERVICES | 1,340,862 | 1,438,243 | 315,437 | 1,261,747 | 1,072,634 | -97,381 | 79,115 |
| 59 OTHER CONTRACTUAL | 263,000 | 263,000 | 0 | 0 | 122,326 | 0 | 263,000 |
| 61 TYPHOON EXPENSE | 0 | 0 | 0 | 0 | 681 | 0 | 0 |
| 62 SUBTOTAL GENERAL EXPENSE | 12,232,369 | 13,898,745 | 2,645,275 | 10,581,099 | 9,285,801 | -1,666,376 | 1,651,271 |
| 63 | | | | | | | |
| GRAND TOTAL EXPENSE | 43,054,219 | 43,608,422 | 9,528,526 | 38,114,106 | 29,963,498 | -554,203 | 4,940,113 |
| 65 | | | | | | | |
| OPERATING INCOME/LOSS | 1,349,717 | 1,615,449 | 979,379 | 3,917,514 | 10,407,864 | -265,733 | -2,567,797 |
| 67 | | | | | | | |
| OTHER INCOME/EXPENSE | | | | | | | |
| 69 Non-Operating Expense | 4,611,069 | 4,090,669 | 1,080,722 | 4,322,887 | 3,224,255 | 520,400 | 288,182 |
| 70 Federal Reimbursements | 1,658,237 | 1,071,531 | 57,422 | 229,686 | 51,573,359 | 586,706 | 1,428,551 |
| 72 Miscellaneous Income | 71,712 | 71,712 | 15,888 | 63,552 | 929,378 | 0 | 8,161 |
| 73 TOTAL OTHER INCOME/EXPENSE | -2,881,120 | -2,947,426 | -1,007,412 | -4,029,650 | 49,278,482 | 66,306 | 1,148,530 |
| 74 | | | | | | | |
| NET INCOME/LOSS | -1,531,403 | -1,331,976 | -28,034 | -112,135 | 59,686,346 | -199,427 | -1,419,267 |
| 76 | | | | | | | |
| CRANE NET INCOME/LOSS | 1,635,033 | 1,426,285 | | | | | |
| 78 TOTAL NET INCOME/LOSS | 103,630 | 94,308 | | | | | |

**FY-2017
PROPOSED BUDGET
REVENUES
MID-YEAR**

| | DESCRIPTION | FY-2017 Proposed Budget Mid-Year | FY-2017 Approved Budget | FY-2017 YTD Actuals 12/31/16 | FY-2017 Antcpd EOY | FY-2015 YTD Actuals 09/30/15 | FY-17 Prop Mid-Year vs FY-17 Appr | FY-17 Prop Mid-Year vs FY-17 Antcpd EOY |
|----|---|---|-------------------------------|---------------------------------------|--------------------------|---------------------------------------|--|---|
| | CARGO REVENUES | | | | | | | |
| 1 | CT-Containers | 19,533,158 | 19,693,153 | 4,799,302 | 19,197,207 | 17,383,338 | -159,995 | 335,951 |
| 2 | CT Breakbulk | 933,812 | 1,172,959 | 229,438 | 917,752 | 1,272,275 | -239,147 | 16,061 |
| 3 | CT Unitized | 4,292 | 13,708 | 1,055 | 4,218 | 12,033 | -9,414 | 74 |
| 5 | CT Ro/Ro | 549,088 | 779,872 | 134,911 | 539,645 | 715,689 | -230,784 | 9,444 |
| 6 | CT Devan/Stuff | 66,762 | 57,856 | 16,403 | 65,614 | 68,477 | 8,906 | 1,148 |
| 7 | CT Heavylift | 22,303 | 32,172 | 5,480 | 21,920 | 47,789 | -9,869 | 384 |
| 8 | CT Longlength | 242 | 1,546 | 59 | 237 | 8,079 | -1,304 | 4 |
| 9 | OUT-OF-GAUGE CARGO | 82,123 | 181,006 | 20,178 | 80,711 | 126,581 | -98,883 | 1,412 |
| 10 | CARGO THROUGHPUT REVENUES | 21,191,781 | 21,932,270 | 5,206,826 | 20,827,303 | 19,634,260 | -740,489 | 364,478 |
| 11 | | | | | | | | |
| 12 | OTHER CARGO RELATED REVENUES | | | | | | | |
| 13 | Lift On/Lift Off | 7,905 | 34,304 | 1,942 | 7,769 | 28,033 | -26,399 | 136 |
| 14 | BB-Rebar | 2,845 | 59,354 | 699 | 2,796 | 52,066 | -56,509 | 49 |
| 15 | Transshipment Container | 3,553,030 | 3,734,793 | 872,980 | 3,491,921 | 2,494,472 | -181,763 | 61,109 |
| 16 | Overflow Container | 129,558 | 118,794 | 31,833 | 127,330 | 225,137 | 10,764 | 2,228 |
| 17 | Shifted Container | 3,541 | 3,653 | 870 | 3,480 | 3,093 | -112 | 61 |
| 18 | Rigged Container | 12,290 | 37,482 | 3,020 | 12,079 | 33,743 | -25,192 | 211 |
| 19 | REEFER CNTR-PLUG/UNPLUG | 130,270 | 122,565 | 32,007 | 128,029 | 108,171 | 7,705 | 2,241 |
| 20 | Direct Labor Billed | 3,298,281 | 3,299,567 | 810,389 | 3,241,554 | 2,932,266 | -1,285 | 56,727 |
| 21 | Equipment Rental | 228,005 | 220,938 | 58,021 | 224,084 | 246,768 | 7,067 | 3,921 |
| 22 | Port Entry Fee&Dockage | 616,101 | 460,091 | 151,376 | 605,505 | 340,446 | 158,010 | 10,596 |
| 23 | Wharfage | 4,966,209 | 5,108,628 | 1,220,199 | 4,880,795 | 4,616,731 | -142,419 | 85,414 |
| 24 | Fuel Surcharge* | 704,471 | 742,070 | 173,089 | 692,355 | 606,483 | -37,599 | 12,116 |
| 25 | Maritime Security Fee* | 405,960 | 219,674 | 99,744 | 398,977 | 180,570 | 186,285 | 6,982 |
| 26 | OTHER CARGO RELATED REVENUES | 14,058,465 | 14,161,912 | 3,454,168 | 13,816,674 | 11,867,979 | -103,447 | 241,792 |
| 27 | | | | | | | | |
| 28 | TOTAL CARGO REVENUES | 35,250,246 | 36,094,182 | 8,660,994 | 34,643,977 | 31,502,239 | -843,935 | 606,270 |
| 29 | | | | | | | | |
| 30 | | | | | | | | |
| 31 | | | | | | | | |
| 32 | FACILITIES REVENUES | | | | | | | |
| 33 | | | | | | | | |
| 34 | Facility Usage | | | | | | | |
| 35 | Facility-Usage-MOBIL | 1,535,491 | 1,535,491 | 325,661 | 1,302,644 | 1,216,852 | 0 | 232,847 |
| 37 | Facility-Usage-TRISTAR | 2,849,300 | 2,849,300 | 625,144 | 2,500,574 | 2,501,190 | 0 | 348,726 |
| 38 | Cement Thruput | 136,000 | 138,000 | 25,500 | 102,000 | 47,640 | 0 | 34,000 |
| 39 | Facility Usage | 4,520,791 | 4,520,791 | 976,304 | 3,905,218 | 3,765,682 | 0 | 615,573 |
| 40 | | | | | | | | |
| 41 | Space Rental | 1,001,933 | 1,001,933 | 266,861 | 1,067,444 | 1,093,775 | 0 | -65,512 |
| 44 | Lease Income-GEDA | 1,105,255 | 1,105,255 | 41,196 | 164,783 | 1,158,096 | 0 | 940,472 |
| 46 | Common Area Maintenance | 45,651 | 45,651 | 15,609 | 62,435 | 0 | 0 | -16,784 |
| 47 | Security Surcharge Rental | 39,934 | 39,934 | 9,257 | 37,030 | 48,182 | 0 | 2,905 |
| 48 | | | | | | | | |
| 49 | Marina Revenues | | | | | | | |
| 50 | Water and Landside Activity | 3,393 | 3,393 | 1,085 | 4,340 | 0 | 0 | -947 |
| 51 | Gregorio D. Perez | 61,473 | 61,473 | 15,127 | 60,510 | 10,175 | 0 | 963 |
| 52 | Ayat Marina | 200,847 | 200,847 | 49,041 | 196,166 | 58,849 | 0 | 4,681 |
| 53 | Marina Revenues | 265,713 | 265,713 | 65,254 | 261,016 | 154,106 | 0 | 4,698 |
| 54 | | | | | | 223,130 | | |
| 55 | Harbor of Refuge | 38,341 | 38,341 | 8,798 | 35,191 | 50,508 | 0 | 3,149 |
| 56 | Demurrage | 1,200,000 | 1,200,000 | 386,581 | 1,546,324 | 2,234,049 | 0 | -346,324 |
| 57 | | | | | | | | |
| 58 | TOTAL FACILITY REVENUES | 8,217,618 | 8,217,618 | 1,769,860 | 7,079,441 | 8,573,421 | 0 | 1,138,177 |
| 59 | | | | | | | | |
| 60 | OTHER FEES & SERVICES | | | | | | | |
| 61 | Claims Fee | 0 | 0 | | 0 | 0 | 0 | 0 |
| 62 | Bulk Scrap Metal | 0 | 0 | | 0 | 50 | 0 | 0 |
| 63 | Materials Used | 0 | 0 | | 0 | 0 | 0 | 0 |
| 64 | Passenger Service | 22,349 | 22,349 | 10,098 | 40,392 | 25,420 | 0 | -18,043 |
| 66 | Bunker Services | 25,590 | 25,590 | 9,950 | 39,801 | 28,130 | 0 | -14,211 |
| 67 | Special Services | 131,600 | 131,600 | 36,263 | 145,053 | 139,320 | 0 | -13,453 |
| 68 | Elect. Power | 72,012 | 72,012 | 20,434 | 81,737 | 95,661 | 0 | -9,726 |
| 69 | TOTAL OTHER FEES & SERVICES | 251,550 | 251,550 | 76,746 | 306,982 | 288,581 | 0 | -55,432 |
| 70 | | | | | | | | |
| 71 | ADMINISTRATIVE FEES & SERVICES | | | | | | | |
| 72 | PAG Documentation | 13,667 | 13,667 | 0 | 0 | 4,750 | 0 | 13,667 |
| 73 | I.D. Badges | 1,753 | 1,753 | 275 | 1,100 | 1,240 | 0 | 653 |
| 74 | Police Reports | 47 | 47 | 30 | 120 | 120 | 0 | -73 |
| 76 | Tariff Subscription | 67 | 67 | 0 | 0 | 67 | 0 | 67 |
| 77 | Violation of Regulation Penalty | 37 | 37 | 0 | 0 | 412 | 0 | 37 |
| 78 | Security Administration | 0 | 0 | | 0 | 0 | 0 | 0 |
| 79 | Procurement RFD BID Packet | 2,033 | 2,033 | | 0 | 600 | 0 | 2,033 |
| 80 | TOTAL ADMINISTRATIVE FEES & SERVICES | 17,603 | 17,603 | 305 | 1,220 | 7,122 | 0 | 2,717 |
| 81 | | | | | | | | |
| 82 | OTHER INCOME/EXPENSE | | | | | | | |
| 87 | | | | | | | | |
| 88 | OTHER REIMBURSEMENTS | | | | | | | |
| 90 | Fed. Reimb-OEA Proj | | | | 0 | 0 | 0 | 0 |
| 91 | OAE Technical Services | 642,918 | 642,918 | 0 | 0 | 0 | 0 | 642,918 |

**FY-2017
PROPOSED BUDGET
REVENUES
MID-YEAR**

| | DESCRIPTION | FY-2017 Proposed Budget Mid-Year | FY-2017 Approved Budget | FY-2017 YTD Actuals 12/31/16 | FY-2017 Antcpd EOY | FY-2015 YTD Actuals 09/30/15 | FY-17 Prop Mid-Year vs FY-17 Appr | FY-17 Prop Mid-Year vs FY-17 Antcpd EOY |
|-----|---|---|-------------------------------|---------------------------------------|--------------------------|---------------------------------------|--|---|
| 93 | Office of Highway Safety - A Dai He Hao | 24,000 | 0 | 0 | 0 | 0 | 24,000 | 24,000 |
| 94 | Revenue Minimum Charge | | | | 0 | 0 | 0 | 0 |
| 95 | TOTAL OTHER REIMBURSEMENTS | 666,918 | 642,918 | 0 | 0 | 0 | 24,000 | 666,918 |
| 96 | | | | | | | | |
| 101 | TOTAL OTHER INCOME/EXPENSE | 666,918 | 642,918 | 0 | 0 | 0 | 24,000 | 666,918 |
| 102 | | | | | | | | |
| 103 | TOTAL NON CARGO REVENUES | 9,153,689 | 9,129,689 | 1,846,911 | 7,387,643 | 8,869,124 | 24,000 | 1,752,380 |
| 104 | | | | | | | | |
| 105 | TOTAL CARGO/NON-CARGO REVENUES | 44,403,936 | 45,223,871 | 10,507,905 | 42,031,620 | 40,371,363 | -819,935 | 2,358,649 |
| 106 | | | | | | | | |
| 107 | REIMBURSEMENTS | | | | | | | |
| 108 | FEDERAL REIMBURSEMENT | | | | | | | |
| 109 | Miscellaneous Expense | 5 | 5 | 0 | 0 | | 0 | 5 |
| 113 | DOD \$50M Modernization | 0 | 0 | | 0 | 48,227,305 | 0 | 0 |
| 117 | Fed Reim-DOI Fish&Wild | 441,811 | 342,500 | 0 | 0 | 22,238 | 99,311 | 441,811 |
| 118 | Fed Reim-DOI Ren pu | 0 | 0 | | 0 | | 0 | 0 |
| 141 | Fed Reim-DOI Util Boom AGT-Agr | 0 | 0 | | 0 | 939,484 | 0 | 0 |
| 146 | Fed Reim-HS 2011 PSGP | 0 | 0 | | 0 | 2,132,811 | 0 | 0 |
| 147 | Fed Reim-HS 2013 PSGP | 0 | 0 | | 0 | 184,443 | 0 | 0 |
| 148 | Fed Reim-HS 2014 PSGP | 157,500 | 157,500 | 0 | 0 | 18,000 | 0 | 157,500 |
| 149 | Fed Reim-HS 2015 PSGP | 495,897 | 495,897 | 11,136 | 44,543 | | 0 | 451,354 |
| 150 | Fed Reim-HS 2016 PSGP | 487,395 | 0 | 1,190 | 4,758 | | 487,395 | 482,637 |
| 153 | Fed Reim-OEA Owners | 0 | 0 | 41,124 | 164,495 | -347 | 0 | -164,495 |
| 161 | Fed Reim-FEMA | 75,629 | 75,629 | 3,973 | 15,890 | 19,470 | 0 | 59,739 |
| 162 | Fed Reim-FEMA Typhoon | 0 | 0 | | 0 | 19,187 | 0 | 0 |
| 166 | FEDERAL REIMBURSEMENT | 1,658,237 | 1,071,531 | 57,422 | 229,686 | 51,573,359 | 586,706 | 1,428,551 |
| 172 | | | | | | | | |
| 173 | TOTAL REIMBURSEMENTS | 1,658,237 | 1,071,531 | 57,422 | 229,686 | 51,573,359 | 586,706 | 1,428,551 |
| 174 | | | | | | | | |
| 175 | MISCELLANEOUS INCOME | | | | | | | |
| 176 | Cash Receipts Over/Short | | | | 0 | | 0 | 0 |
| 177 | Interest Income-Billing | 35,434 | 35,434 | 2,312 | 9,246 | 66,348 | 0 | 26,187 |
| 178 | Interest Income-Investment | 36,279 | 36,279 | 11,184 | 44,737 | 26,390 | 0 | -8,458 |
| 179 | Miscellaneous Income | 0 | 0 | 2,392 | 9,568 | 835,721 | 0 | -9,568 |
| 180 | Gain <Loss> on Asset | 0 | 0 | | 0 | 918 | 0 | 0 |
| 181 | MISCELLANEOUS INCOME | 71,712 | 71,712 | 15,888 | 63,552 | 929,378 | 0 | 8,161 |
| 182 | | | | | | | | |
| 183 | | | | | | | | |
| 184 | GRAND TOTAL REVENUES | 46,133,885 | 0 | 10,581,214 | 42,324,858 | 92,874,099 | -233,229 | 3,795,361 |

**FY-2017
PROPOSED BUDGET
GENERAL EXPENSE
MID-YEAR**

| | DESCRIPTION | FY-2017 Proposed Budget Mid-Year | FY-2017 Approved Budget | FY-2017 YTD Actuals 12/31/16 | FY-2017 Antcpd EOY | FY-2015 YTD Actuals 09/30/15 | FY-17 Prop Mid-Year vs FY-17 Appr | FY-17 Prop Mid-Year vs FY-17 Antcpd EOY |
|----|---|---|-------------------------------|---------------------------------------|--------------------------|---------------------------------------|--|---|
| | GENERAL EXPENSE | | | | | | | |
| 1 | OTHER BENEFITS | | | | | | 0 | 0 |
| 2 | Recognition Awards | 42,500 | 32,500 | 12,000 | 48,000 | 7,008 | 10,000 | -5,500 |
| 4 | Compensation Adjustment | 0 | 797,000 | | 0 | 0 | -797,000 | 0 |
| 5 | TOTAL OTHER BENEFITS | 42,500 | 829,500 | 12,000 | 48,000 | 7,008 | -787,000 | -5,500 |
| 6 | | | | | | | | |
| 7 | OTHER PERSONNEL COSTS | | | | | | | |
| 8 | Workmen's Compensation | 65,000 | 75,000 | 10,048 | 40,183 | 65,893 | -10,000 | 24,817 |
| 9 | Workmen's Compensation Insurance | 150,000 | 150,000 | 28,704 | 114,814 | 17,993 | 0 | 35,186 |
| 10 | Drug Program | 15,000 | 15,000 | 1,054 | 4,216 | 5,455 | 0 | 10,784 |
| 11 | I.D. TWIC | 15,000 | 15,000 | 1,748 | 6,993 | | 0 | 8,007 |
| 12 | TOTAL OTHER PERSONNEL COSTS | 245,000 | 255,000 | 41,552 | 166,207 | 89,342 | -10,000 | 78,793 |
| 13 | | | | | | | | |
| 14 | COMMUNICATIONS | | | | | | | |
| 15 | Long Distance | 650 | 650 | 31 | 125 | 360 | 0 | 525 |
| 16 | Telephone | 82,000 | 82,000 | 34,487 | 137,869 | 57,819 | 0 | -55,869 |
| 17 | Telephone System Maintenance | 14,000 | 14,000 | 520 | 2,080 | | 0 | 11,920 |
| 18 | Internet Access | 35,000 | 35,000 | 5,748 | 22,992 | 14,272 | 0 | 12,008 |
| 20 | TOTAL COMMUNICATIONS | 131,650 | 131,650 | 40,766 | 163,066 | 72,451 | 0 | -31,416 |
| 21 | | | | | | | | |
| 22 | UTILITIES | | | | | | | |
| 23 | Water | 450,000 | 450,000 | 86,858 | 347,430 | 509,272 | 0 | 102,570 |
| 24 | Power | 1,300,000 | 1,300,000 | 240,203 | 960,812 | 1,132,634 | 0 | 339,188 |
| 25 | Trash Removal | 138,000 | 138,000 | 22,823 | 91,290 | 94,294 | 0 | 46,710 |
| 26 | TOTAL UTILITIES | 1,888,000 | 1,888,000 | 349,883 | 1,399,532 | 1,736,201 | 0 | 488,468 |
| 27 | | | | | | | | |
| 28 | GENERAL INSURANCE | | | | | | | |
| 29 | Insurance | 2,350,000 | 2,677,631 | 565,624 | 2,262,496 | 1,906,227 | -327,631 | 87,504 |
| 30 | TOTAL GENERAL INSURANCE | 2,350,000 | 2,677,631 | 565,624 | 2,262,496 | 1,906,227 | -327,631 | 87,504 |
| 31 | | | | | | | | |
| 32 | REPAIRS AND MAINTENANCE | | | | | | | |
| 33 | Maintenance-PAG Gulf Pier | 72,000 | 72,000 | 18,000 | 72,000 | 72,000 | 0 | 0 |
| 34 | Maintenance-PAG F1 Pier | 60,000 | 60,000 | 2,603 | 10,412 | 61,884 | 0 | 49,588 |
| 35 | Common Area Maintenance | 5,000 | 5,000 | | 0 | | 0 | 5,000 |
| 36 | Boat Maintenance | 0 | 0 | | 0 | | 0 | 0 |
| 37 | TOTAL REPAIRS AND MAINTENANCE | 137,000 | 137,000 | 20,603 | 82,412 | 133,884 | 0 | 54,588 |
| 38 | | | | | | | | |
| 39 | DEPRECIATION EXPENSE | | | | | | | |
| 40 | Depreciation | 4,500,000 | 4,884,364 | 1,093,010 | 4,372,040 | 2,948,423 | -384,364 | 127,960 |
| 41 | TOTAL DEPRECIATION EXPENSE | 4,500,000 | 4,884,364 | 1,093,010 | 4,372,040 | 2,948,423 | -384,364 | 127,960 |
| 42 | | | | | | | | |
| 43 | DAMAGE, SHORTAGE, WRITEOFF | | | | | | | |
| 44 | Inventory Loss/Writ | 1,500 | 1,500 | | 0 | -17,979 | 0 | 1,500 |
| 45 | Bad Debt Writeoff | 30,000 | 30,000 | | 0 | 292,461 | 0 | 30,000 |
| 47 | Penalty-Noncompliance | 10,000 | 20,000 | | 0 | 3,000 | -10,000 | 10,000 |
| 48 | Claims Cargo Shortage | 30,000 | 30,000 | 767 | 3,068 | | 0 | 26,932 |
| 49 | Claims-Legal Settlement | 5,000 | 5,000 | | 0 | | 0 | 5,000 |
| 50 | Claims-Other Damage | 500 | 500 | | 0 | | 0 | 500 |
| 51 | TOTAL DAMAGE, SHORTAGE, WRITEOFF | 77,000 | 87,000 | 767 | 3,068 | 277,482 | -10,000 | 73,932 |
| 52 | | | | | | | | |
| 53 | MISCELLANEOUS | | | | | | | |
| 54 | Board of Director's Expense | 6,500 | 6,500 | 1,284 | 5,137 | 4,233 | 0 | 1,363 |
| 55 | Natural Disaster Emergency Fund | 50,000 | 50,000 | | 0 | 62,940 | 0 | 50,000 |
| 56 | Demolition | 100,000 | 150,000 | | 0 | 0 | -50,000 | 100,000 |
| 57 | Pump Out Station | 9,000 | 9,000 | | 0 | 0 | 0 | 9,000 |
| 58 | GPS/Track Me Guam | 8,000 | 8,000 | | 0 | | 0 | 8,000 |
| 59 | TOTAL MISCELLANEOUS | 173,500 | 223,500 | 1,284 | 5,137 | 67,172 | -50,000 | 168,363 |
| 60 | | | | | | | | |
| 61 | AGENCY & MANAGEMENT FEE'S | | | | | | | |
| 62 | Agency Fees | 52,483 | 52,483 | 2,814 | 11,257 | 48,485 | 0 | 41,226 |
| 63 | Mobil Manager's Fee | 97,296 | 97,296 | | 96,609 | 89,657 | 0 | 687 |
| 64 | Tristar Manager's Fee | 934,078 | 934,078 | 177,382 | 709,529 | 713,829 | 0 | 224,549 |
| 65 | TOTAL AGENCY & MANAGEMENT FEE'S | 1,083,857 | 1,083,857 | 204,349 | 817,395 | 851,971 | 0 | 266,462 |
| 66 | | | | | | | | |
| 67 | PROFESSIONAL SERVICES | | | | | | | |
| 68 | Audit & Accounting Fees | 46,000 | 46,000 | 27,000 | 108,000 | 42,000 | 0 | -62,000 |
| 70 | Arbitrator Services | | | | 0 | 0 | 0 | 0 |
| 73 | Position Class, Compensation & Benefits Study | 51,600 | 51,600 | 15,200 | 60,800 | 45,600 | 0 | -9,200 |
| 74 | Insurance Consultants (Risk Manager) | 55,820 | 55,820 | 20,840 | 83,360 | 38,282 | 0 | -27,540 |
| 75 | PUC Consultant/Legal | 150,000 | 200,000 | 3,101 | 12,403 | 36,078 | -50,000 | 137,597 |
| 76 | PUC Assessment Fee | 123,125 | 108,350 | 30,781 | 123,125 | 95,762 | 14,775 | 0 |
| 79 | Navis License | 0 | 0 | | 0 | | 0 | 0 |
| 80 | G4S M&S | 62,157 | 124,313 | | 0 | | -62,156 | 62,157 |
| 81 | Legal Counsel | 840,000 | 840,000 | 218,089 | 872,354 | 757,098 | 0 | -32,354 |
| 82 | Bank Service Fee - BOG | 2,160 | 2,160 | 426 | 1,704 | 1,668 | 0 | 456 |
| 83 | Bank Service Fee - BOH | 0 | 0 | | 0 | | 0 | 0 |
| 84 | OAE Support | 0 | 0 | | 0 | 54,986 | 0 | 0 |
| 86 | Fire Sprinkler/Alarm Certification | 10,000 | 10,000 | | 0 | 960 | 0 | 10,000 |

**FY-2017
PROPOSED BUDGET
GENERAL EXPENSE
MID-YEAR**

| | DESCRIPTION | FY-2017 Proposed Budget Mid-Year | FY-2017 Approved Budget | FY-2017 YTD Actuals 12/31/16 | FY-2017 Antcpd EOY | FY-2015 YTD Actuals 09/30/15 | FY-17 Prop Mid-Year vs FY-17 Appr | FY-17 Prop Mid-Year vs FY-17 Antcpd EOY |
|-----|---|---|-------------------------------|---------------------------------------|--------------------------|---------------------------------------|--|---|
| 87 | TOTAL PROFESSIONAL SERVICES | 1,340,862 | 1,438,243 | 315,437 | 1,261,747 | 1,072,634 | -97,381 | 79,115 |
| 88 | | | | | | | | |
| 89 | OTHER CONTRACTUAL | | | | | | | |
| 91 | Equipment Rental | 43,000 | 43,000 | | 0 | 4,470 | 0 | 43,000 |
| 92 | Medical Exams | 20,000 | 20,000 | | 0 | 3,365 | 0 | 20,000 |
| 93 | Environmental Compliance-SWPP | 200,000 | 200,000 | | 0 | 114,491 | 0 | 200,000 |
| 94 | TOTAL OTHER CONTRACTUAL | 263,000 | 263,000 | 0 | 0 | 122,326 | 0 | 263,000 |
| 101 | TYPHOON EXPENSE | | | | | | | |
| 105 | Typhoon Preparation | | | | 0 | 0 | 0 | 0 |
| 106 | Typhoon Expense | | | | 0 | 681 | 0 | 0 |
| 108 | TOTAL TYPHOON EXPENSE | 0 | 0 | 0 | 0 | 681 | 0 | 0 |
| 109 | | | | | | | | |
| 110 | TOTAL GENERAL EXPENSE | 12,232,369 | 13,898,745 | 2,645,275 | 10,581,099 | 9,285,801 | -1,666,378 | 1,651,271 |
| 111 | | | | | | | | |
| 112 | NON-OPERATING EXPENSE | | | | | | | |
| 117 | | | | | | | | |
| 118 | INTEREST EXPENSE | | | | | | | |
| 119 | Miscellaneous Expense | 23,000 | 23,000 | 81,254 | 325,016 | -15,828 | 0 | -302,016 |
| 121 | Interest Expense-\$3.5 mil USDA GL | 148,015 | 148,015 | 38,587 | 154,268 | 172,988 | 0 | -6,253 |
| 122 | Interest Expense-\$10 mil Loan SLE | 370,659 | 370,659 | 73,760 | 295,040 | 42,653 | 0 | 75,619 |
| 123 | SLE Loan Fee | 0 | 0 | | 0 | 0 | 0 | 0 |
| 124 | Interest Expense-\$2 mil Loan Equip | 57,250 | 57,250 | 15,215 | 60,859 | 12,020 | 0 | -3,609 |
| 125 | TOTAL INTEREST EXPENSE | 598,924 | 598,924 | 208,795 | 835,182 | 211,833 | 0 | -236,258 |
| 126 | | | | | | | | |
| 127 | RETIREMENT GOVT CONTRIBUTION | | | | | | | |
| 128 | Retirement COLA Benefits | 660,000 | 660,000 | 104,667 | 418,667 | 628,000 | 0 | 241,333 |
| 129 | Retirees Gov't Contribution (Med,Den,Life) | 1,875,000 | 1,300,000 | 499,378 | 1,997,510 | 1,681,679 | 575,000 | -122,510 |
| 130 | Retirement Supplemental Benefits | 493,157 | 503,157 | 160,812 | 643,249 | 480,560 | -10,000 | -150,092 |
| 132 | TOTAL RETIREMENT GOVT CONTRIBUTION | 3,028,157 | 2,463,157 | 764,856 | 3,059,426 | 2,790,239 | 565,000 | -31,269 |
| 133 | | | | | | | | |
| 134 | FEDERAL EXPENSES | | | | | | | |
| 135 | Homeland Security | 217,070 | 217,070 | 23,163 | 92,654 | 69,195 | 0 | 124,416 |
| 136 | U.S. DOH-FEMA EMI | | | 5,918 | 23,670 | 19,902 | 0 | -23,670 |
| 137 | OAE Technical Services | 642,918 | 642,918 | 75,749 | 302,994 | | 0 | 339,924 |
| 138 | Office of Highway Safety - A Dai He Hao | 24,000 | 18,600 | | 0 | 7,644 | 5,400 | 24,000 |
| 139 | TOTAL FEDERAL EXPENSES | 883,988 | 878,588 | 104,830 | 419,318 | 96,741 | 5,400 | 464,670 |
| 140 | | | | | | | | |
| 141 | GAIN (LOSS) OM ASSET | | | | | | | |
| 142 | Loss on Asset Disposals | 100,000 | 150,000 | 2,240 | 8,961 | 125,442 | -50,000 | 91,039 |
| 143 | TOTAL GAIN (LOSS) OM ASSET | 100,000 | 150,000 | 2,240 | 8,961 | 125,442 | -50,000 | 91,039 |
| 144 | | | | | | | | |
| 145 | TOTAL NON-OPERATING EXPENSE | 4,611,069 | 4,090,669 | 1,080,722 | 4,322,887 | 3,224,255 | 520,400 | 288,182 |
| 146 | | | | | | | | |
| 147 | TOTAL NON DIVISIONAL/GENERAL EXPENSE | 16,843,438 | 17,989,414 | 3,725,997 | 14,903,986 | 12,510,056 | -1,145,976 | 1,939,452 |

**FY-2017
PROPOSED BUDGET
CRANES
MID-YEAR**

| | DESCRIPTION | FY-2017 Proposed Budget Mid-Year | FY-2017 Approved Budget | FY-2017 YTD Actuals 12/31/16 | FY-2017 Antcpd EOY | FY-2015 YTD Actuals 09/30/15 | FY-17 Prop Mid-Year vs FY-17 Appr | FY-17 Prop Mid-Year vs FY-17 Antcpd EOY |
|----|--|---|-------------------------------|---------------------------------------|--------------------------|---------------------------------------|--|---|
| | CRANE REVENUES | | | | | | | |
| 1 | Crane Surcharge* | 6,485,432 | 6,276,684 | 1,621,358 | 6,485,432 | 5,845,721 | 208,748 | 0 |
| 2 | TOTAL CRANE REVENUES | 6,485,432 | 6,276,684 | 1,621,358 | 6,485,432 | 5,845,721 | 208,748 | 0 |
| 3 | | | | | | | | |
| 4 | GANTRY GENERAL EXPENSE | | | | | | | |
| 6 | Insurance | 260,000 | 260,000 | 43,340 | 173,360 | 260,000 | 0 | 86,640 |
| 7 | TOTAL GENERAL EXPENSE | 260,000 | 260,000 | 43,340 | 173,360 | 260,000 | 0 | 86,640 |
| 8 | | | | | | | | |
| 9 | REPAIRS AND MAINTENANCE- SUB | | | | | | | |
| 10 | Gantry III Maintenance-Parts | | | | 0 | 34,352 | 0 | 0 |
| 11 | GANTRY Spare Parts | 239,983 | 239,983 | | 0 | | 0 | 239,983 |
| 12 | Gantry III Outside Labor | | | | 0 | 121,395 | 0 | 0 |
| 13 | 15% Administrative | | | | 0 | 92,902 | 0 | 0 |
| 15 | Demolition | 500,000 | 500,000 | | 0 | | 0 | 500,000 |
| 14 | GANTRY 4, 5 & 6 Corrosion | 450,000 | 450,000 | | 0 | 245,227 | 0 | 450,000 |
| 15 | GANTRY 4, 5 & 6 Structural Engineering Support | 40,000 | 40,000 | | 0 | | 0 | 40,000 |
| 16 | GANTRY 4, 5 & 6 Fuel | 280,000 | 280,000 | 55,379 | 221,517 | 207,000 | 0 | 58,483 |
| 17 | GANTRY 4, 5 & 6 Labor Support | | | | 0 | 3,085 | 0 | 0 |
| 18 | GANTRY 4, 5 & 6 Materials/Parts | 450,000 | 450,000 | 4,658 | 18,634 | 355,238 | 0 | 431,366 |
| 19 | GANTRY 4, 5 & 6 Outside Labor | 150,000 | 150,000 | | 0 | 86,169 | 0 | 150,000 |
| 21 | Turbo After cooler 2 ea | 70,000 | 70,000 | | 0 | 0 | 0 | 70,000 |
| 22 | SCR Assembly Hoist 2 ea | 35,000 | 35,000 | | 0 | | | |
| 23 | SCR Assembly Trolley 2 ea | 35,000 | 35,000 | | 0 | | | |
| 24 | Trolley Wheels 8 ea | 40,000 | 40,000 | | 0 | | | |
| 25 | Resistor Bank Assembly | 30,000 | 30,000 | | 0 | | | |
| 26 | Trolley Tensioner Cylinder | 15,000 | 15,000 | | 0 | | | |
| 27 | Upgrade CMS | 120,000 | 120,000 | | 0 | | | |
| 28 | Wheel Brake Assembly 5 ea | 125,000 | 125,000 | | 0 | | | |
| 29 | TOTAL REPAIRS AND MAINTENANCE- SUB | 2,579,983 | 2,579,983 | 60,038 | 240,151 | 1,145,368 | 0 | 1,869,832 |
| 30 | | | | | | | | |
| 31 | DEPRECIATION EXPENSE | | | | | | | |
| 32 | Depreciation | 800,000 | 800,000 | 322,278 | 1,289,111 | 1,856,875 | 0 | -489,111 |
| 33 | TOTAL DEPRECIATION EXPENSE | 800,000 | 800,000 | 322,278 | 1,289,111 | 1,856,875 | 0 | -489,111 |
| 34 | | | | | | | | |
| 35 | PROFESSIONAL SERVICES | | | | | | | |
| 36 | PMC Management Fee-Cranes | 500,000 | 500,000 | | 0 | 1,247,698 | 0 | 500,000 |
| 37 | Caterpillar Service Contract | 95,000 | 95,000 | | 0 | 0 | 0 | 95,000 |
| 38 | Crane Certification | 35,000 | 35,000 | 4,450 | 17,800 | 9,895 | 0 | 17,200 |
| 39 | TOTAL PROFESSIONAL SERVICES | 630,000 | 630,000 | 4,450 | 17,800 | 1,257,593 | 0 | 612,200 |
| 40 | | | | | | | | |
| 41 | TOTAL GENERAL EXPENSE-CRANE | 4,269,983 | 4,269,983 | 430,105 | 1,720,422 | 4,519,836 | 0 | 2,079,561 |
| 42 | | | | | | | | |
| 43 | INTEREST EXPENSE | | | | | | | |
| 44 | Interest Expense-\$12 mil USDA GL Crane | 580,416 | 580,416 | 148,131 | 592,524 | 636,413 | 0 | -12,108 |
| 45 | TOTAL INTEREST EXPENSE | 580,416 | 580,416 | 148,131 | 592,524 | 636,413 | 0 | -12,108 |
| 46 | | | | | | | | |
| 47 | TOTAL NON-OPERATING EXPENSE | 580,416 | 580,416 | 148,131 | 592,524 | 636,413 | 0 | -12,108 |
| 48 | | | | | | | | |
| 49 | TOTAL NON DIVISIONAL/GENERAL EXPENSE | 4,850,399 | 4,850,399 | 578,236 | 2,312,945 | 5,156,248 | 0 | 2,067,454 |
| 50 | | | | | | | | |
| | TOTAL NET INCOME/LOSS | 1,635,033 | 1,426,285 | | | | -208,748 | |
| | Crane Reserve Fund 9.5% | 616,116 | \$ 596,285 | | | \$ 555,343 | | |
| | | | | | | | | |
| | GANTRY 3, 4, 5 & 6 CIP's | | | | | | Status | Funding |
| 52 | FUNDED-2015 | | | | | | | Amount |
| 53 | Crane 5 Trolley Rail Replacement | | 50.1621.G5TRRLRE | | | | Ongoing | PAG 150,000 |
| 54 | G3 Structural Repairs | | 50.1621.G3STRRPR | | | | Ongoing | PAG 0 |
| 55 | Spreader System Upgrade | | | | | | Plan | PAG 150,000 |
| 56 | AC Replacement on all cranes | | 50.1621.G456ACRE | | | | Plan | PAG 40,000 |
| 57 | TOTAL GANTRY 3,4,5,&6 CIP | | | | | | | 340,000 |
| 58 | FUNDED 2016 | | | | | | | |
| 59 | Elevator Repair 300 | | | | | | | 0 |
| 60 | 2 ea. Generator Top End rebuild | | | | | | | 150,000 |
| 61 | 1 Ralditor Assembly | | | | | | | 50,000 |
| 62 | Operators Cab View Monitors | | | | | | | 30,000 |
| 63 | Operators Cab Replacement (Mid-Year) | | | | | | | 150,000 |
| 64 | Compressor | | | | | | | 50,000 |
| 65 | TOTAL GANTRY 3,4,5,&6 FUNDED CIP | | | | | | | 430,000 |
| 66 | FUNDED 2017 | | | | | | | |
| 67 | Operators Cab Replacement | | | | | | | 150,000 |
| 68 | Elevator Assembly 3 ea | | | | | | | 360,000 |
| 69 | C 32 Generator | | | | | | | 320,000 |
| | TOTAL GANTRY 3,4,5,&6 FUNDED CIP | | | | | | | 830,000 |
| | | | | | | | | |
| | TOTAL GANTRY 3,4,5,&6 | | | | | | | 1,600,000 |

MID-YEAR[illegible]

MID-YEAR

| | | FY-2017 | FY-2017 | FY-2017 | | FY-2015 | FY-17 Prop | FY-17 Prop |
|---------------------------------------|--------------|-------------------|-------------------|------------------|-------------------|-------------------|------------------|------------------|
| | DESCRIPTION | Proposed | Approved | Actual | FY-2017 | YTD | Mid-Year | Mid-Year |
| | | Budget | Budget | Actual | Antcpd | Actuals | vs | vs |
| | | Mid-Year | | 12/31/16 | EOY | 09/30/15 | FY-17 Appr | FY-17 Antcpd |
| | | | | | | | | EOY |
| | | | | | | | | |
| General Mgr/Deputy Gen. Mgr | 101 | 673,242 | 730,058 | 182,519 | 730,077 | 634,646 | -56,816 | -56,834 |
| Harbor Master | 121 | 881,600 | 851,505 | 205,916 | 823,664 | 715,709 | 30,095 | 57,935 |
| Port Police | 122 | 2,890,576 | 2,728,383 | 704,392 | 2,817,566 | 1,732,642 | 162,193 | 73,010 |
| Occupational & Safety | 123 | 595,203 | 488,265 | 114,144 | 456,577 | 524,483 | 106,938 | 138,625 |
| Strategic Planning | 145 | 627,935 | 605,359 | 141,364 | 565,455 | 593,280 | 22,576 | 62,480 |
| Public Relations/Marketing | 150 | 87,764 | 87,346 | 33,530 | 134,118 | 434,000 | 418 | -46,354 |
| Operations Manager | 300 | 626,269 | 587,876 | 150,808 | 603,234 | 566,288 | 38,393 | 23,035 |
| Stevedoring | 310-313 | 3,680,473 | 3,799,366 | 927,134 | 3,708,535 | 2,173,080 | -118,893 | -28,062 |
| Terminal | 320 | 2,737,106 | 2,519,495 | 692,310 | 2,769,242 | 1,431,102 | 217,612 | -32,136 |
| Transportation | 330-333 | 5,415,056 | 4,904,500 | 1,331,637 | 5,326,548 | 2,898,630 | 510,556 | 88,508 |
| Maintenance | 400-414, 430 | 5,191,950 | 4,836,399 | 1,090,169 | 4,360,678 | 2,814,730 | 355,551 | 831,272 |
| Facility Maintenance | 420-423 | 1,935,936 | 1,685,155 | 397,312 | 1,589,248 | 1,275,124 | 250,781 | 346,688 |
| Corporate Services | 600 | 49,292 | 47,618 | 11,888 | 47,553 | 413,548 | 1,675 | 1,739 |
| Administrative Services | 610 | 276,427 | 259,694 | 65,290 | 261,188 | 491,804 | 16,732 | 15,268 |
| Human Resources | 620 | 416,140 | 423,250 | 78,018 | 312,070 | 572,527 | -7,110 | 104,070 |
| Procurement/Supply | 630-632 | 535,603 | 562,441 | 125,362 | 501,448 | 636,419 | -26,839 | 34,154 |
| Engineering/CIP | 640 | 396,182 | 320,554 | 93,439 | 373,756 | 522,144 | 75,628 | 22,426 |
| Commercial | 650 | 457,659 | 448,471 | 110,075 | 440,302 | 526,150 | 9,188 | 17,357 |
| Information Technology | 670 | 745,529 | 714,573 | 144,216 | 576,863 | 680,028 | 30,956 | 168,666 |
| Finance | 671-685, 140 | 1,229,421 | 1,194,423 | 283,728 | 1,134,914 | 1,041,362 | 34,998 | 94,508 |
| Vacancies/Benefits (proposed) | | 1,372,486 | 1,914,944 | 0 | 0 | 0 | -542,458 | 1,372,486 |
| TOTAL DIVISION/SECTION EXPENSE | | 30,821,850 | 29,709,677 | 6,883,252 | 27,533,007 | 20,677,697 | 1,112,173 | 3,288,843 |

**FY-2017
PROPOSED BUDGET
MID-YEAR**

| | | | | | | | |
|---|-----------------|-----------------|--------------------|----------------|----------------|-------------------|---------------------|
| BUSINESS UNIT: 101 | | | | | | | |
| | | | | | | | |
| | | | | | | | |
| OBJECT | FY-2017 | FY-2017 | FY-2017 | | FY-2016 | FY-17 Prop | FY-17 Prop |
| CLASSIFICATION/ITEM | Proposed | Approved | YTD Actuals | FY-2017 | YTD | Mid-Year | Mid-Year |
| | Mid-Year | Budget | 12/31/16 | Antcpd | Actuals | vs | vs |
| | | | | EOY | 9/30/15 | FY-17 Appr | FY-17 Antcpd |
| | | | | | | | EOY |
| | 2.3% | 4.6% | | | | | |
| PERSONNEL SERVICES | | | | | | | |
| Management & Employee Salaries | 433,007 | 465,192 | 108,252 | 433,007 | 398,517 | -32,186 | 0 |
| Holiday Work | - | - | | 0 | | 0 | 0 |
| Sick Leave Used | 7,135 | 9,488 | 1,784 | 7,135 | 7,380 | -2,353 | 0 |
| Annual Leave Taken | 24,870 | 24,870 | 22,086 | 88,344 | 46,130 | 0 | -63,474 |
| Sick Leave Taken | - | - | | 0 | | 0 | 0 |
| Comp Time Taken | - | - | | 0 | | 0 | 0 |
| Typhoon Salaries | - | 1,510 | | 0 | 2,600 | -1,510 | 0 |
| Regular Salaries | 465,012 | 501,060 | 132,121 | 528,486 | 454,628 | -36,048 | -63,474 |
| Increment 2017 | 10,695 | 23,127 | | 0 | | -12,431 | 10,695 |
| Night Differential/Hazard Pay | - | 5,940 | | 0 | 439 | -5,940 | 0 |
| Overtime | - | - | | 0 | | 0 | 0 |
| TOTAL PERSONNEL SERVICES | 475,707 | 530,126 | 132,121 | 528,486 | 455,067 | -54,419 | -52,779 |
| PERSONNEL BENEFITS | | | | | | | |
| Retirement (27.13%) | 144,858 | 141,877 | 36,214 | 144,858 | 134,555 | 2,981 | 0 |
| Death & Disability | 494 | 1,523 | 124 | 494 | 1,387 | -1,028 | 0 |
| Hospital Insurance | 6,215 | 7,643 | 1,554 | 6,215 | 9,671 | -1,428 | 0 |
| Life Insurance | 925 | 781 | 231 | 925 | 801 | 144 | 0 |
| Dental Insurance | 701 | 912 | 175 | 701 | 951 | -210 | 0 |
| Medicare | 5,860 | 5,385 | 1,465 | 5,860 | 5,045 | 475 | 0 |
| Increment Benefits 2017 | 3,467 | 6,797 | | 0 | | -3,330 | 3,467 |
| TOTAL PERSONNEL BENEFITS | 162,520 | 164,917 | 39,763 | 159,054 | 152,409 | -2,397 | 3,467 |
| MATERIALS & SUPPLIES | | | | | | | |
| Office Supplies | 1,500 | 1,500 | 264 | 1,056 | 1,680 | 0 | 444 |
| TOTAL MATERIALS & SUPPLIES | 1,500 | 1,500 | 264 | 1,056 | 1,680 | 0 | 444 |
| CONTRACTUALS | | | | | | | |
| Professional Services | 100 | 100 | | 0 | 45 | 0 | 100 |
| TOTAL CONTRACTUALS | 100 | 100 | 0 | 0 | 45 | 0 | 100 |
| Furnishing & Equipment | | | | | | | |
| Office Equipment | 3,000 | 3,000 | | 0 | | 0 | 3,000 |
| TOTAL FURNISHING & EQUIPMENT | 3,000 | 3,000 | 0 | 0 | 0 | 0 | 3,000 |
| Miscellaneous | | | | | | | |
| Dues & Subscriptions | 22,915 | 22,915 | 8,860 | 35,441 | 21,563 | 0 | -12,526 |
| Miscellaneous Others | 7,500 | 7,500 | 1,510 | 6,040 | 3,882 | 0 | 1,460 |
| TOTAL MISCELLANEOUS | 30,415 | 30,415 | 10,370 | 41,481 | 25,445 | 0 | -11,066 |
| DEPARTMENT TOTAL | 673,242 | 730,058 | 182,519 | 730,077 | 634,646 | -56,816 | -56,834 |

**FY-2017
PROPOSED BUDGET
MID-YEAR**

| | | | | | | | |
|---|-----------------|-----------------|-----------------|----------------|---------------------|---------------------|---------------------|
| BUSINESS UNIT : 121 | | | | | | | |
| | | | | | | | |
| | | | | | | | |
| OBJECT | FY-2017 | FY-2017 | FY-2017 | FY-2016 | FY-2017 Prop | FY-2017 Prop | |
| CLASSIFICATION/ITEM | Proposed | Approved | YTD | YTD | Mid-Year | Mid-Year | |
| | Mid-Year | Budget | Actuals | Antcpd | Actuals | vs | vs |
| | | | 12/31/16 | EOY | 9/30/15 | FY-17 Appr | FY-17 Antcpd |
| | 2.3% | | | | | | EOY |
| PERSONNEL SERVICES | | | | | | | |
| Management & Employee Salaries | 525,042 | 474,445 | 131,260 | 525,042 | 398,517 | 50,596 | 0 |
| Holiday Work | 19,419 | 19,419 | 7,661 | 30,643 | 18,117 | 0 | -11,224 |
| Sick Leave Used | 6,241 | 18,369 | 1,560 | 6,241 | 7,027 | -12,127 | 0 |
| Annual Leave Taken | 24,359 | 25,776 | 6,090 | 24,359 | 32,462 | -1,417 | 0 |
| Sick Leave Taken | - | - | | 0 | 0 | 0 | 0 |
| Comp Time Taken | - | - | | 0 | 74 | 0 | 0 |
| Typhoon Salaries | - | 5,569 | | 0 | 18,050 | -5,569 | 0 |
| Regular Salaries | 575,060 | 543,577 | 140,571 | 586,285 | 474,248 | 31,483 | -11,224 |
| Increment 2017 | 13,226 | 25,089 | | 0 | | -11,863 | 13,226 |
| Night Differential/Hazard Pay | 24,228 | 26,508 | 6,057 | 24,228 | 29,159 | -2,279 | 0 |
| Overtime | 10,000 | 5,000 | 2,840 | 11,361 | 3,702 | 5,000 | -1,361 |
| TOTAL PERSONNEL SERVICES | 622,515 | 600,174 | 155,468 | 621,874 | 507,108 | 22,341 | 641 |
| PERSONNEL BENEFITS | | | | | | | |
| Retirement (27.13%) | 161,261 | 154,853 | 40,315 | 161,261 | 166,483 | 6,407 | 0 |
| Death & Disability | 3,975 | 3,995 | 994 | 3,975 | 3,961 | -20 | 0 |
| Hospital Insurance | 22,521 | 20,906 | 5,630 | 22,521 | 20,900 | 1,615 | 0 |
| Life Insurance | 1,874 | 1,811 | 483 | 1,874 | 1,989 | 64 | 0 |
| Dental Insurance | 1,758 | 1,588 | 440 | 1,758 | 1,645 | 170 | 0 |
| Medicare | 8,833 | 8,201 | 2,203 | 8,833 | 8,465 | 632 | 0 |
| Increment Benefits 2017 | 3,912 | 7,526 | | 0 | | -3,614 | 3,912 |
| TOTAL PERSONNEL BENEFITS | 204,135 | 198,881 | 50,055 | 200,223 | 203,442 | 5,254 | 3,912 |
| MATERIALS & SUPPLIES | | | | | | | |
| Office Supplies | 500 | 500 | 119 | 478 | 416 | 0 | 22 |
| Operational Supplies | 450 | 450 | 155 | 622 | 337 | 0 | -172 |
| TOTAL MATERIALS & SUPPLIES | 950 | 950 | 275 | 1,100 | 753 | 0 | -150 |
| CONTRACTUALS | | | | | | | |
| Communication Maintenance | 7,000 | 7,000 | 117 | 468 | 250 | 0 | 6,532 |
| Professional Services | - | - | | 0 | 2,266 | 0 | 0 |
| Underwater Diving Services | 40,000 | 40,000 | | 0 | | 0 | 40,000 |
| TOTAL CONTRACTUALS | 47,000 | 47,000 | 117 | 468 | 2,516 | 0 | 46,532 |
| Furnishing & Equipment | | | | | | | |
| Communication Equipment | 5,000 | 2,500 | | 0 | 585 | 2,500 | 5,000 |
| Office Equipment | 2,000 | 2,000 | | 0 | 1,305 | 0 | 2,000 |
| TOTAL FURNISHING & EQUIPMENT | 7,000 | 4,500 | 0 | 0 | 1,890 | 2,500 | 7,000 |
| DEPARTMENT TOTAL | 881,600 | 851,505 | 205,916 | 823,664 | 715,709 | 30,095 | 57,935 |

**FY-2017
PROPOSED BUDGET
MID-YEAR**

| | | | | | | | |
|---|------------------|------------------|-----------------|------------------|------------------|-------------------|---------------------|
| BUSINESS UNIT : 122 | | | | | | | |
| | | | | | | | |
| OBJECT | FY-2017 | FY-2017 | FY-2017 | | FY-2016 | FY-17 Prop | FY-17 Prop |
| CLASSIFICATION/ITEM | Proposed | Approved | YTD | FY-2017 | YTD | Mid-Year | Mid-Year |
| | Mid-Year | Budget | Actuals | Antcpd | Actuals | vs | vs |
| | | | 12/31/16 | EOY | 9/30/15 | FY-17 Appr | FY-17 Antcpd |
| | | | | | | | EOY |
| | 2.3% | | | | | | |
| PERSONNEL SERVICES | | | | | | | |
| Management & Employee Salaries | 1,527,919 | 1,446,360 | 381,980 | 1,527,919 | 398,517 | 81,560 | 0 |
| Holiday Work | 53,147 | 53,147 | 19,349 | 77,395 | 43,440 | 0 | -24,248 |
| Sick Leave Used | 40,686 | 23,759 | 10,171 | 40,686 | 42,525 | 16,927 | 0 |
| Annual Leave Taken | 98,714 | 45,008 | 24,678 | 98,714 | 131,052 | 53,706 | 0 |
| Sick Leave Taken | - | - | | 0 | | 0 | 0 |
| Comp Time Taken | 5,411 | 1,095 | 1,353 | 5,411 | 30,565 | 4,316 | 0 |
| Typhoon Salaries | - | 22,133 | | 0 | 77,691 | -22,133 | 0 |
| Regular Salaries | 1,725,877 | 1,591,502 | 437,531 | 1,750,125 | 723,790 | 134,375 | -24,248 |
| Increment 2017 | 39,695 | 73,457 | | 0 | | -33,762 | 39,695 |
| Night Differential/Hazard Pay | 54,143 | 63,563 | 13,536 | 54,143 | 53,919 | -9,420 | 0 |
| Overtime | 250,000 | 200,000 | 81,926 | 327,704 | 294,593 | 50,000 | -77,704 |
| TOTAL PERSONNEL SERVICES | 2,069,716 | 1,928,522 | 532,993 | 2,131,973 | 1,072,302 | 141,194 | -62,257 |
| PERSONNEL BENEFITS | | | | | | | |
| Retirement (27.13%) | 469,469 | 445,946 | 117,367 | 469,469 | 451,270 | 23,523 | 0 |
| Death & Disability | 14,616 | 14,923 | 3,654 | 14,616 | 13,326 | -307 | 0 |
| Hospital Insurance | 108,072 | 102,947 | 27,018 | 108,072 | 105,518 | 5,126 | 0 |
| Life Insurance | 5,954 | 5,587 | 1,489 | 5,954 | 5,401 | 367 | 0 |
| Dental Insurance | 8,750 | 8,411 | 2,188 | 8,750 | 8,307 | 339 | 0 |
| Medicare | 30,499 | 28,164 | 7,625 | 30,499 | 27,107 | 2,335 | 0 |
| Increment Benefits 2017 | 11,499 | 21,883 | | 0 | | -10,384 | 11,499 |
| TOTAL PERSONNEL BENEFITS | 648,860 | 627,861 | 159,340 | 637,361 | 610,929 | 21,000 | 11,499 |
| MATERIALS & SUPPLIES | | | | | | | |
| Office Supplies | 5,000 | 5,000 | 1,518 | 6,071 | 3,478 | 0 | -1,071 |
| Operational Supplies | 150,000 | 150,000 | 10,362 | 41,448 | 38,297 | 0 | 108,552 |
| TOTAL MATERIALS & SUPPLIES | 155,000 | 155,000 | 11,880 | 47,519 | 41,775 | 0 | 107,481 |
| CONTRACTUALS | | | | | | | |
| Professional Services | 5,000 | 5,000 | | 0 | | 0 | 5,000 |
| TOTAL CONTRACTUALS | 5,000 | 5,000 | 0 | 0 | 0 | 0 | 5,000 |
| Furnishing & Equipment | | | | | | | |
| Office Equipment | 10,000 | 10,000 | | 0 | 7,636 | 0 | 10,000 |
| Safety Equipment | 2,000 | 2,000 | 178 | 713 | | 0 | 1,287 |
| TOTAL FURNISHING & EQUIPMENT | 12,000 | 12,000 | 178 | 713 | 7,636 | 0 | 11,287 |
| DEPARTMENT TOTAL | 2,890,576 | 2,728,383 | 704,392 | 2,817,566 | 1,732,642 | 162,193 | 73,010 |

**FY-2017
PROPOSED BUDGET
MID-YEAR**

| | | | | | | | |
|---|-----------------|-----------------|--------------------|----------------|--------------------|--------------------|---------------------|
| BUSINESS UNIT: 123 | | | | | | | |
| | | | | | | | |
| OBJECT | FY-2017 | FY-2017 | FY-2017 | FY-2017 | FY-2016 | FY-17 Prop | FY-17 Prop |
| CLASSIFICATION/ITEM | Proposed | Approved | YTD Actuals | Antcpd | YTD Actuals | Mid-Year vs | Mid-Year vs |
| | Mid-Year | Budget | 12/31/16 | EOY | 9/30/15 | FY-17 Appr | FY-17 Antcpd |
| | 2.3% | | | | | | |
| PERSONNEL SERVICES | | | | | | | |
| Management & Employee Salaries | 271,326 | 205,890 | 67,832 | 271,326 | 398,517 | 65,437 | 0 |
| Holiday Work | 1,062 | 1,062 | 309 | 1,237 | 2,219 | 0 | -175 |
| Sick Leave Used | 11,883 | 1,500 | 2,971 | 11,883 | | 10,383 | 0 |
| Annual Leave Taken | 4,884 | 1,241 | 1,221 | 4,884 | 5,295 | 3,643 | 0 |
| Sick Leave Taken | - | - | | 0 | | 0 | 0 |
| Comp Time Taken | - | - | | 0 | | 0 | 0 |
| Typhoon Salaries | - | 3,871 | | 0 | 11,024 | -3,871 | 0 |
| Regular Salaries | 289,156 | 213,564 | 72,333 | 289,331 | 417,055 | 75,592 | -175 |
| Increment 2017 | 6,651 | 9,857 | | 0 | | -3,207 | 6,651 |
| Night Differential/Hazard Pay | 4,111 | 3,461 | 1,028 | 4,111 | 4,500 | 650 | 0 |
| Overtime | 7,000 | 5,000 | 2,409 | 9,637 | 22,009 | 2,000 | -2,637 |
| TOTAL PERSONNEL SERVICES | 306,917 | 231,882 | 75,770 | 303,079 | 443,565 | 75,035 | 3,839 |
| PERSONNEL BENEFITS | | | | | | | |
| Retirement (27.13%) | 81,510 | 60,460 | 20,378 | 81,510 | 53,062 | 21,051 | 0 |
| Death & Disability | 1,488 | 1,302 | 372 | 1,488 | 1,012 | 186 | 0 |
| Hospital Insurance | 17,838 | 8,318 | 4,460 | 17,838 | 6,578 | 9,521 | 0 |
| Life Insurance | 1,115 | 897 | 279 | 1,115 | 701 | 218 | 0 |
| Dental Insurance | 1,335 | 644 | 334 | 1,335 | 661 | 691 | 0 |
| Medicare | 4,325 | 3,127 | 1,081 | 4,325 | 2,847 | 1,198 | 0 |
| Increment Benefits 2017 | 1,974 | 2,935 | | 0 | | -961 | 1,974 |
| TOTAL PERSONNEL BENEFITS | 109,585 | 77,682 | 26,903 | 107,611 | 64,860 | 31,903 | 1,974 |
| MATERIALS & SUPPLIES | | | | | | | |
| Office Supplies | 4,000 | 4,000 | 429 | 1,715 | 2,813 | 0 | 2,285 |
| Operational Supplies | 20,000 | 20,000 | 357 | 1,428 | 603 | 0 | 18,572 |
| TOTAL MATERIALS & SUPPLIES | 24,000 | 24,000 | 786 | 3,143 | 3,416 | 0 | 20,857 |
| CONTRACTUALS | | | | | | | |
| Professional Services | 1,700 | 1,700 | 0 | 0 | 0 | 0 | 1,700 |
| TOTAL CONTRACTUALS | 1,700 | 1,700 | 0 | 0 | 0 | 0 | 1,700 |
| Furnishing & Equipment | | | | | | | |
| Office Equipment | 3,000 | 3,000 | 1,782 | 7,126 | | 0 | -4,126 |
| Safety Equipment | 150,000 | 150,000 | 8,905 | 35,619 | 12,642 | 0 | 114,381 |
| Shop Equipment | | | | 0 | | 0 | 0 |
| TOTAL FURNISHING & EQUIPMENT | 153,000 | 153,000 | 10,686 | 42,745 | 12,642 | 0 | 110,255 |
| Miscellaneous | | | | | | | |
| Emergency Response | - | - | | 0 | | 0 | 0 |
| TOTAL MISCELLANEOUS | - | - | 0 | 0 | 0 | 0 | 0 |
| DEPARTMENT TOTAL | 595,203 | 488,265 | 114,144 | 456,577 | 524,483 | 106,938 | 138,625 |

**FY-2017
PROPOSED BUDGET
MID-YEAR**

| | | | | | | | |
|---|-----------------|-----------------|-----------------|----------------|----------------|-------------------|---------------------|
| BUSINESS UNIT : 145 | | | | | | | |
| | | | | | | | |
| | | | | | | | |
| | | | | | | | |
| OBJECT | FY-2017 | FY-2017 | FY-2017 | FY-2017 | FY-2016 | FY-17 Prop | FY-17 Prop |
| CLASSIFICATION/ITEM | Proposed | Approved | YTD | FY-2017 | YTD | Mid-Year | Mid-Year |
| | Mid-Year | Budget | Actuals | Antcpd | Actuals | vs | vs |
| | | | 12/31/16 | EOY | 9/30/15 | FY-17 Appr | FY-17 Antcpd |
| | | | | | | | EOY |
| | 2.3% | | | | | | |
| PERSONNEL SERVICES | | | | | | | |
| Management & Employee Salaries | 396,384 | 350,734 | 99,096 | 396,384 | 398,517 | 45,650 | 0 |
| Holiday Work | - | - | | 0 | | 0 | 0 |
| Sick Leave Used | 1,825 | 18,785 | 456 | 1,825 | 25,112 | -16,960 | 0 |
| Annual Leave Taken | 26,530 | 22,474 | 6,633 | 26,530 | 33,833 | 4,056 | 0 |
| Sick Leave Taken | - | - | | 0 | | 0 | 0 |
| Comp Time Taken | - | - | | 0 | | 0 | 0 |
| Typhoon Salaries | - | 1,148 | | 0 | 2,375 | -1,148 | 0 |
| Regular Salaries | 424,739 | 393,142 | 106,185 | 424,739 | 459,838 | 31,598 | 0 |
| Increment 2017 | 9,769 | 18,146 | | 0 | | -8,377 | 9,769 |
| Night Differential/Hazard Pay | - | 5,803 | | 0 | 193 | -5,803 | 0 |
| Overtime | | | 1,276 | 5,102 | | 0 | -5,102 |
| TOTAL PERSONNEL SERVICES | 434,508 | 417,091 | 107,460 | 429,841 | 460,031 | 17,418 | 4,667 |
| PERSONNEL BENEFITS | | | | | | | |
| Retirement (27.13%) | 117,819 | 111,329 | 29,455 | 117,819 | 114,668 | 6,491 | 0 |
| Death & Disability | 1,644 | 1,636 | 411 | 1,644 | 1,643 | 9 | 0 |
| Hospital Insurance | 9,675 | 8,905 | 2,419 | 9,675 | 7,607 | 770 | 0 |
| Life Insurance | 926 | 891 | 232 | 926 | 1,120 | 35 | 0 |
| Dental Insurance | 1,047 | 1,027 | 262 | 1,047 | 874 | 20 | 0 |
| Medicare | 4,501 | 4,151 | 1,125 | 4,501 | 4,034 | 350 | 0 |
| Increment Benefits 2017 | 2,813 | 5,330 | | 0 | | -2,517 | 2,813 |
| TOTAL PERSONNEL BENEFITS | 138,427 | 133,268 | 33,903 | 135,613 | 129,947 | 5,159 | 2,813 |
| MATERIALS & SUPPLIES | | | | | | | |
| Office Supplies | 4,500 | 4,500 | | 0 | 1,080 | 0 | 4,500 |
| Operational Supplies | 2,500 | 2,500 | | 0 | 104 | 0 | 2,500 |
| TOTAL MATERIALS & SUPPLIES | 7,000 | 7,000 | 0 | 0 | 1,185 | 0 | 7,000 |
| CONTRACTUALS | | | | | | | |
| General Service & Maintenance | - | - | | 0 | | 0 | 0 |
| Printing Services | - | - | | 0 | | 0 | 0 |
| TOTAL CONTRACTUALS | - | - | 0 | 0 | 0 | 0 | 0 |
| Furnishing & Equipment | | | | | | | |
| Communication Equipment | 48,000 | 48,000 | | 0 | | 0 | 48,000 |
| Office Equipment | - | - | | 0 | 2,118 | 0 | 0 |
| Safety Equipment | - | - | | 0 | | 0 | 0 |
| TOTAL FURNISHING & EQUIPMENT | 48,000 | 48,000 | 0 | 0 | 2,118 | 0 | 48,000 |
| DEPARTMENT TOTAL | 627,935 | 605,359 | 141,364 | 565,455 | 593,280 | 22,576 | 62,480 |

**FY-2017
PROPOSED BUDGET
MID-YEAR**

| | | | | | | | |
|---|-----------------|-----------------|-----------------|----------------|----------------|-------------------|---------------------|
| BUSINESS UNIT: 150 | | | | | | | |
| | | | | | | | |
| | | | | | | | |
| OBJECT | FY-2017 | FY-2017 | FY-2017 | FY-2017 | FY-2016 | FY-17 Prop | FY-17 Prop |
| CLASSIFICATION/ITEM | Proposed | Approved | YTD | FY-2017 | YTD | Mid-Year | Mid-Year |
| | Mid-Year | Budget | Actuals | Antcpd | Actuals | vs | vs |
| | | | 12/31/16 | EOY | 9/30/15 | FY-17 Appr | FY-17 Antcpd |
| | 2.3% | | | | | | |
| PERSONNEL SERVICES | | | | | | | |
| Management & Employee Salaries | 42,300 | 38,946 | 10,575 | 42,300 | 398,517 | 3,354 | 0 |
| Holiday Work | - | - | | 0 | | 0 | 0 |
| Sick Leave Used | - | 230 | | 0 | 1,076 | -230 | 0 |
| Annual Leave Taken | 1,692 | 2,392 | 423 | 1,692 | 3,701 | -700 | 0 |
| Sick Leave Taken | - | - | | 0 | | 0 | 0 |
| Comp Time Taken | - | - | | 0 | | 0 | 0 |
| Typhoon Salaries | - | 115 | | 0 | 219 | -115 | 0 |
| Regular Salaries | 43,992 | 41,683 | 10,998 | 43,992 | 403,512 | 2,309 | 0 |
| Increment 2017 | 1,012 | 1,924 | | 0 | | -912 | 1,012 |
| Night Differential/Hazard Pay | - | 919 | | 0 | 106 | -919 | 0 |
| Overtime | | | | 0 | | 0 | 0 |
| TOTAL PERSONNEL SERVICES | 45,004 | 44,526 | 10,998 | 43,992 | 403,618 | 478 | 1,012 |
| PERSONNEL BENEFITS | | | | | | | |
| Retirement (27.13%) | 12,058 | 11,745 | 3,015 | 12,058 | 11,402 | 313 | 0 |
| Death & Disability | 494 | 496 | 124 | 494 | 496 | -2 | 0 |
| Hospital Insurance | 1,371 | 1,479 | 343 | 1,371 | 1,467 | -108 | 0 |
| Life Insurance | 187 | 186 | 47 | 187 | 178 | 1 | 0 |
| Dental Insurance | 223 | 229 | 56 | 223 | 224 | -6 | 0 |
| Medicare | 635 | 615 | 159 | 635 | 552 | 20 | 0 |
| Increment Benefits 2017 | 292 | 570 | | 0 | | -279 | 292 |
| TOTAL PERSONNEL BENEFITS | 15,260 | 15,320 | 3,742 | 14,968 | 14,320 | -60 | 292 |
| MATERIALS & SUPPLIES | | | | | | | |
| Office Supplies | 1,500 | 1,500 | 72 | 288 | 1,108 | 0 | 1,212 |
| TOTAL MATERIALS & SUPPLIES | 1,500 | 1,500 | 72 | 288 | 1,108 | 0 | 1,212 |
| CONTRACTUALS | | | | | | | |
| Other Contractual Services | 25,000 | 25,000 | 18,718 | 74,870 | 14,953 | 0 | -49,870 |
| TOTAL CONTRACTUALS | 25,000 | 25,000 | 18,718 | 74,870 | 14,953 | 0 | -49,870 |
| Furnishing & Equipment | | | | | | | |
| Office Equipment | 1,000 | 1,000 | | 0 | | 0 | 1,000 |
| TOTAL FURNISHING & EQUIPMENT | 1,000 | 1,000 | 0 | 0 | 0 | 0 | 1,000 |
| DEPARTMENT TOTAL | 87,764 | 87,346 | 33,530 | 134,118 | 434,000 | 418 | -46,354 |

**FY-2017
PROPOSED BUDGET
MID-YEAR**

| | | | | | | | |
|---|-----------------|-----------------|-----------------|----------------|----------------|-------------------|---------------------|
| BUSINESS UNIT: 300 | | | | | | | |
| | | | | | | | |
| | | | | | | | |
| | | | | | | | |
| OBJECT | FY-2017 | FY-2017 | FY-2017 | FY-2017 | FY-2016 | FY-17 Prop | FY-17 Prop |
| CLASSIFICATION/ITEM | Proposed | Approved | YTD | Antcpd | YTD | Mid-Year | Mid-Year |
| | Mid-Year | Budget | Actuals | EOY | Actuals | vs | vs |
| | | | 12/31/16 | | 9/30/15 | FY-17 Appr | FY-17 Antcpd |
| | | | | | | | EOY |
| | 2.3% | | | | | | |
| PERSONNEL SERVICES | | | | | | | |
| Management & Employee Salaries | 401,355 | 352,700 | 100,339 | 401,355 | 398,517 | 48,656 | 0 |
| Holiday Work | - | - | | 0 | | 0 | 0 |
| Sick Leave Used | 24,489 | 13,751 | 6,122 | 24,489 | 7,955 | 10,738 | 0 |
| Annual Leave Taken | 16,018 | 29,685 | 4,004 | 16,018 | 29,675 | -13,668 | 0 |
| Sick Leave Taken | - | - | | 0 | | 0 | 0 |
| Comp Time Taken | - | - | | 0 | | 0 | 0 |
| Typhoon Salaries | - | 1,540 | | 0 | 2,527 | -1,540 | 0 |
| Regular Salaries | 441,862 | 397,675 | 110,465 | 441,862 | 438,674 | 44,186 | 0 |
| Increment 2017 | 10,163 | 18,355 | | 0 | | -8,192 | 10,163 |
| Night Differential/Hazard Pay | 25 | 3,809 | 6 | 25 | | -3,784 | 0 |
| Overtime | | | 342 | 1,368 | | 0 | -1,368 |
| TOTAL PERSONNEL SERVICES | 452,049 | 419,839 | 110,814 | 443,255 | 438,674 | 32,210 | 8,795 |
| PERSONNEL BENEFITS | | | | | | | |
| Retirement (27.13%) | 121,496 | 112,959 | 30,374 | 121,496 | 94,520 | 8,537 | 0 |
| Death & Disability | 1,483 | 1,488 | 371 | 1,483 | 1,488 | -6 | 0 |
| Hospital Insurance | 15,036 | 15,633 | 3,759 | 15,036 | 10,750 | -597 | 0 |
| Life Insurance | 1,116 | 1,070 | 279 | 1,116 | 909 | 47 | 0 |
| Dental Insurance | 1,043 | 808 | 261 | 1,043 | 645 | 235 | 0 |
| Medicare | 4,449 | 3,982 | 1,112 | 4,449 | 2,832 | 467 | 0 |
| Increment Benefits 2017 | 2,897 | 5,397 | | 0 | | -2,501 | 2,897 |
| TOTAL PERSONNEL BENEFITS | 147,520 | 141,337 | 36,156 | 144,623 | 111,146 | 6,182 | 2,897 |
| MATERIALS & SUPPLIES | | | | | | | |
| Office Supplies | 200 | 200 | | 0 | 194 | 0 | 200 |
| Gas, Oil, Diesel | | | | 0 | | 0 | 0 |
| TOTAL MATERIALS & SUPPLIES | 200 | 200 | 0 | 0 | 222 | 0 | 200 |
| Furnishing & Equipment | | | | | | | |
| Office Equipment | 26,500 | 26,500 | 3,839 | 15,356 | 16,246 | 0 | 11,144 |
| Safety Equipment | - | - | | 0 | | 0 | 0 |
| TOTAL FURNISHING & EQUIPMENT | 26,500 | 26,500 | 3,839 | 15,356 | 16,246 | 0 | 11,144 |
| DEPARTMENT TOTAL | 626,269 | 587,876 | 150,808 | 603,234 | 566,288 | 38,393 | 23,035 |

**FY-2017
PROPOSED BUDGET
MID-YEAR**

| | | | | | | | |
|---|------------------|------------------|--------------------|------------------|--------------------|--------------------|---------------------|
| BUSINESS UNIT: 310-313 | | | | | | | |
| | | | | | | | |
| | | | | | | | |
| OBJECT | FY-2017 | FY-2017 | FY-2017 | FY-2017 | FY-2016 | FY-17 Prop | FY-17 Prop |
| CLASSIFICATION/ITEM | Proposed | Approved | YTD Actuals | Antcpd | YTD Actuals | Mid-Year vs | Mid-Year vs |
| | Mid-Year | Budget | 12/31/16 | EOY | 9/30/15 | FY-17 Appr | FY-17 Antcpd |
| | 2.3% | | | | | | |
| PERSONNEL SERVICES | | | | | | | |
| Management & Employee Salaries | 2,125,603 | 2,147,831 | 531,401 | 2,125,603 | 398,517 | -22,228 | 0 |
| Holiday Work | 29,191 | 29,191 | 1,966 | 7,866 | 25,322 | 0 | 21,326 |
| Sick Leave Used | 42,062 | 64,895 | 10,515 | 42,062 | 91,637 | -22,834 | 0 |
| Annual Leave Taken | 139,818 | 116,714 | 34,955 | 139,818 | 177,865 | 23,104 | 0 |
| Sick Leave Taken | - | - | - | 0 | 0 | 0 | 0 |
| Comp Time Taken | - | - | - | 0 | 0 | 0 | 0 |
| Typhoon Salaries | - | 4,579 | - | 0 | 13,885 | -4,579 | 0 |
| Regular Salaries | 2,336,674 | 2,363,211 | 578,837 | 2,315,348 | 707,227 | -26,537 | 21,326 |
| Increment 2017 | 53,744 | 109,075 | - | 0 | - | -55,332 | 53,744 |
| Night Differential/Hazard Pay | 148,022 | 169,322 | 37,006 | 148,022 | 141,053 | -21,299 | 0 |
| Overtime | 224,000 | 160,000 | 95,930 | 383,720 | 356,026 | 64,000 | -159,720 |
| TOTAL PERSONNEL SERVICES | 2,762,440 | 2,801,608 | 711,773 | 2,847,091 | 1,204,305 | -39,168 | -84,651 |
| PERSONNEL BENEFITS | | | | | | | |
| Retirement (27.13%) | 642,401 | 668,221 | 160,600 | 642,401 | 677,627 | -25,820 | 0 |
| Death & Disability | 24,371 | 26,560 | 6,093 | 24,371 | 24,185 | -2,190 | 0 |
| Hospital Insurance | 134,355 | 168,974 | 33,589 | 134,355 | 169,732 | -34,619 | 0 |
| Life Insurance | 8,671 | 8,759 | 2,168 | 8,671 | 9,567 | -88 | 0 |
| Dental Insurance | 10,280 | 11,972 | 2,570 | 10,280 | 12,263 | -1,692 | 0 |
| Medicare | 39,277 | 37,691 | 9,819 | 39,277 | 37,667 | 1,586 | 0 |
| Increment Benefits 2017 | 15,679 | 32,582 | - | 0 | - | -16,903 | 15,679 |
| TOTAL PERSONNEL BENEFITS | 875,033 | 954,758 | 214,839 | 859,355 | 931,042 | -79,725 | 15,679 |
| MATERIALS & SUPPLIES | | | | | | | |
| Office Supplies | 2,000 | 2,000 | 316 | 1,266 | 380 | 0 | 734 |
| Operational Supplies | 40,000 | 40,000 | 75 | 298 | 37,354 | 0 | 39,702 |
| TOTAL MATERIALS & SUPPLIES | 42,000 | 42,000 | 391 | 1,564 | 37,734 | 0 | 40,436 |
| Furnishing & Equipment | | | | | | | |
| Safety Equipment | 1,000 | 1,000 | 131 | 526 | 0 | 0 | 474 |
| TOTAL FURNISHING & EQUIPMENT | 1,000 | 1,000 | 131 | 526 | 0 | 0 | 474 |
| DEPARTMENT TOTAL | 3,680,473 | 3,799,366 | 927,134 | 3,708,535 | 2,173,080 | -118,893 | -28,062 |

**FY-2017
PROPOSED BUDGET
MID-YEAR**

| | | | | | | | |
|---|------------------|------------------|-----------------|------------------|------------------|-------------------|---------------------|
| BUSINESS UNIT: 320 | | | | | | | |
| | | | | | | | |
| | | | | | | | |
| OBJECT | FY-2017 | FY-2017 | FY-2017 | FY-2017 | FY-2016 | FY-17 Prop | FY-17 Prop |
| CLASSIFICATION/ITEM | Proposed | Approved | YTD | FY-2017 | YTD | Mid-Year | Mid-Year |
| | Mid-Year | Budget | Actuals | Antcpd | Actuals | vs | vs |
| | | | 12/31/16 | EOY | 9/30/15 | FY-17 Appr | FY-17 Antcpd |
| | | | | | | | EOY |
| | 2.3% | | | | | | |
| PERSONNEL SERVICES | | | | | | | |
| Management & Employee Salaries | 1,579,501 | 1,394,298 | 394,875 | 1,579,501 | 398,517 | 185,203 | 0 |
| Holiday Work | 21,448 | 21,448 | 3,622 | 14,490 | 21,624 | 0 | 6,958 |
| Sick Leave Used | 45,466 | 53,470 | 11,367 | 45,466 | 29,473 | -8,004 | 0 |
| Annual Leave Taken | 97,843 | 86,006 | 24,461 | 97,843 | 108,926 | 11,837 | 0 |
| Sick Leave Taken | - | - | | 0 | | 0 | 0 |
| Comp Time Taken | - | 541 | | 0 | 1,117 | -541 | 0 |
| Typhoon Salaries | - | 4,472 | | 0 | 10,613 | -4,472 | 0 |
| Regular Salaries | 1,744,257 | 1,560,235 | 434,325 | 1,737,300 | 570,271 | 184,022 | 6,958 |
| Increment 2017 | 40,118 | 72,014 | | 0 | | -31,896 | 40,118 |
| Night Differential/Hazard Pay | 54,026 | 50,907 | 13,507 | 54,026 | 45,391 | 3,119 | 0 |
| Overtime | 230,000 | 180,000 | 82,627 | 330,508 | 224,007 | 50,000 | -100,508 |
| TOTAL PERSONNEL SERVICES | 2,068,401 | 1,863,155 | 530,458 | 2,121,833 | 839,669 | 205,246 | -53,432 |
| PERSONNEL BENEFITS | | | | | | | |
| Retirement (27.13%) | 479,476 | 447,988 | 119,869 | 479,476 | 422,281 | 31,489 | 0 |
| Death & Disability | 16,765 | 16,697 | 4,191 | 16,765 | 14,458 | 67 | 0 |
| Hospital Insurance | 105,084 | 117,814 | 26,271 | 105,084 | 104,787 | -12,730 | 0 |
| Life Insurance | 7,145 | 6,219 | 1,788 | 7,145 | 5,743 | 927 | 0 |
| Dental Insurance | 7,245 | 8,965 | 1,811 | 7,245 | 7,769 | -1,720 | 0 |
| Medicare | 29,386 | 24,929 | 7,347 | 29,386 | 22,794 | 4,457 | 0 |
| Increment Benefits 2017 | 11,704 | 21,828 | | 0 | | -10,124 | 11,704 |
| TOTAL PERSONNEL BENEFITS | 656,805 | 644,439 | 161,275 | 645,101 | 577,833 | 12,366 | 11,704 |
| MATERIALS & SUPPLIES | | | | | | | |
| Office Supplies | 6,000 | 6,000 | 473 | 1,892 | 11,916 | 0 | 4,108 |
| Operational Supplies | 2,900 | 2,900 | 104 | 416 | 1,686 | 0 | 2,484 |
| TOTAL MATERIALS & SUPPLIES | 8,900 | 8,900 | 577 | 2,307 | 13,601 | 0 | 6,593 |
| Furnishing & Equipment | | | | | | | |
| Safety Equipment | 3,000 | 3,000 | - | 0 | | 0 | 3,000 |
| TOTAL FURNISHING & EQUIPMENT | 3,000 | 3,000 | - | - | - | - | 3,000 |
| DEPARTMENT TOTAL | 2,737,106 | 2,519,495 | 692,310 | 2,769,242 | 1,431,102 | 217,612 | -32,136 |

**FY-2017
PROPOSED BUDGET
MID-YEAR**

| | | | | | | | |
|---|------------------|------------------|------------------|------------------|------------------|-------------------|---------------------|
| BUSINESS UNIT : 330-333 | | | | | | | |
| | | | | | | | |
| | | | | | | | |
| | | | | | | | |
| OBJECT | FY-2017 | FY-2017 | FY-2017 | FY-2017 | FY-2016 | FY-17 Prop | FY-17 Prop |
| CLASSIFICATION/ITEM | Proposed | Approved | YTD | FY-2017 | YTD | Mid-Year | Mid-Year |
| | Mid-Year | Budget | Actuals | Antcpd | Actuals | vs | vs |
| | | | 12/31/16 | EOY | 9/30/15 | FY-17 Appr | FY-17 Antcpd |
| | | | | | | | EOY |
| | 2.3% | | | | | | |
| PERSONNEL SERVICES | | | | | | | |
| Management & Employee Salaries | 2,754,180 | 2,430,645 | 688,545 | 2,754,180 | 398,517 | 323,535 | 0 |
| Holiday Work | 36,184 | 36,184 | 1,768 | 7,073 | 35,368 | 0 | 29,111 |
| Sick Leave Used | 134,933 | 112,197 | 33,733 | 134,933 | 115,663 | 22,736 | 0 |
| Annual Leave Taken | 157,935 | 183,869 | 39,484 | 157,935 | 210,198 | -25,934 | 0 |
| Sick Leave Taken | - | - | - | 0 | 0 | 0 | 0 |
| Comp Time Taken | - | - | - | 0 | 0 | 0 | 0 |
| Typhoon Salaries | - | 9,710 | - | 0 | 38,896 | -9,710 | 0 |
| Regular Salaries | 3,083,231 | 2,772,604 | 763,530 | 3,054,120 | 798,641 | 310,627 | 29,111 |
| Increment 2017 | 70,914 | 127,971 | - | 0 | - | -57,057 | 70,914 |
| Night Differential/Hazard Pay | 178,089 | 193,718 | 44,522 | 178,089 | 150,474 | -15,629 | 0 |
| Overtime | 517,000 | 300,000 | 169,245 | 676,978 | 505,319 | 217,000 | -159,978 |
| TOTAL PERSONNEL SERVICES | 3,849,235 | 3,394,294 | 977,297 | 3,909,188 | 1,454,435 | 454,941 | -59,953 |
| PERSONNEL BENEFITS | | | | | | | |
| Retirement (27.13%) | 906,861 | 852,215 | 226,715 | 906,861 | 891,829 | 54,646 | 0 |
| Death & Disability | 22,122 | 23,147 | 5,531 | 22,122 | 21,595 | -1,024 | 0 |
| Hospital Insurance | 182,565 | 170,253 | 45,641 | 182,565 | 179,569 | 12,312 | 0 |
| Life Insurance | 9,485 | 9,519 | 2,371 | 9,485 | 10,088 | -34 | 0 |
| Dental Insurance | 13,760 | 11,997 | 3,440 | 13,760 | 13,239 | 1,763 | 0 |
| Medicare | 53,295 | 45,970 | 13,324 | 53,295 | 21,693 | 7,324 | 0 |
| Increment Benefits 2017 | 22,084 | 41,456 | - | 0 | - | -19,373 | 22,084 |
| TOTAL PERSONNEL BENEFITS | 1,210,171 | 1,154,556 | 297,022 | 1,188,088 | 1,138,014 | 55,615 | 22,084 |
| MATERIALS & SUPPLIES | | | | | | | |
| Office Supplies | 1,050 | 1,050 | 160 | 641 | 999 | 0 | 409 |
| Operational Supplies | 1,600 | 1,600 | 240 | 959 | 2,014 | 0 | 641 |
| Gas | 110,000 | 110,000 | 18,222 | 72,888 | 53,587 | 0 | 37,112 |
| Diesel | 240,000 | 240,000 | 38,618 | 154,472 | 247,768 | 0 | 85,528 |
| TOTAL MATERIALS & SUPPLIES | 352,650 | 352,650 | 57,240 | 228,960 | 304,368 | 0 | 123,690 |
| Furnishing & Equipment | | | | | | | |
| Safety Equipment | 3,000 | 3,000 | 78 | 313 | 1,813 | 0 | 2,687 |
| TOTAL FURNISHING & EQUIPMENT | 3,000 | 3,000 | 78 | 313 | 1,813 | 0 | 2,687 |
| DEPARTMENT TOTAL | 5,415,056 | 4,904,500 | 1,331,637 | 5,326,548 | 2,898,630 | 510,556 | 88,508 |

**FY-2017
PROPOSED BUDGET
MID-YEAR**

| | | | | | | | |
|---|------------------|------------------|------------------|------------------|------------------|-------------------|---------------------|
| BUSINESS UNIT: 400-414,430 | | | | | | | |
| | | | | | | | |
| | | | | | | | |
| OBJECT | FY-2017 | FY-2017 | FY-2017 | FY-2017 | FY-2016 | FY-17 Prop | FY-17 Prop |
| CLASSIFICATION/ITEM | Proposed | Approved | YTD | FY-2017 | YTD | Mid-Year | Mid-Year |
| | Mid-Year | Budget | Actuals | Antcpd | Actuals | vs | vs |
| | | | 12/31/16 | EOY | 9/30/15 | FY-17 Appr | FY-17 Antcpd |
| | | | | | | | EOY |
| | 2.3% | | | | | | |
| PERSONNEL SERVICES | | | | | | | |
| Management & Employee Salaries | 2,313,215 | 2,165,710 | 578,304 | 2,313,215 | 398,517 | 147,505 | 0 |
| Holiday Work | 21,183 | 21,183 | 5,128 | 20,511 | 21,368 | 0 | 672 |
| Sick Leave Used | 104,939 | 104,049 | 26,235 | 104,939 | 78,271 | 890 | 0 |
| Annual Leave Taken | 200,751 | 133,215 | 50,188 | 200,751 | 176,162 | 67,537 | 0 |
| Sick Leave Taken | - | - | | 0 | 0 | 0 | 0 |
| Comp Time Taken | - | 59 | | 0 | 978 | -59 | 0 |
| Typhoon Salaries | - | 12,215 | | 0 | 66,367 | -12,215 | 0 |
| Regular Salaries | 2,640,088 | 2,436,431 | 659,854 | 2,639,416 | 741,663 | 203,657 | 672 |
| Increment 2017 | 60,722 | 112,455 | | 0 | | -51,733 | 60,722 |
| Night Differential/Hazard Pay | 167,974 | 205,075 | 41,993 | 167,974 | 258,880 | -37,101 | 0 |
| Overtime | 235,000 | 200,000 | 56,984 | 227,937 | 257,600 | 35,000 | 7,063 |
| TOTAL PERSONNEL SERVICES | 3,103,784 | 2,953,961 | 758,832 | 3,035,327 | 1,258,142 | 149,823 | 68,457 |
| PERSONNEL BENEFITS | | | | | | | |
| Retirement (27.13%) | 733,337 | 701,047 | 183,334 | 733,337 | 775,763 | 32,289 | 0 |
| Death & Disability | 18,997 | 16,204 | 4,749 | 18,997 | 18,085 | 2,793 | 0 |
| Hospital Insurance | 159,426 | 157,510 | 39,857 | 159,426 | 168,615 | 1,916 | 0 |
| Life Insurance | 8,098 | 7,789 | 2,025 | 8,098 | 8,923 | 309 | 0 |
| Dental Insurance | 10,469 | 10,146 | 2,617 | 10,469 | 10,328 | 324 | 0 |
| Medicare | 39,562 | 37,169 | 9,891 | 39,562 | 37,116 | 2,393 | 0 |
| Increment Benefits 2017 | 17,777 | 34,073 | | 0 | | -16,296 | 17,777 |
| TOTAL PERSONNEL BENEFITS | 987,666 | 963,938 | 242,472 | 969,890 | 1,018,830 | 23,728 | 17,777 |
| MATERIALS & SUPPLIES | | | | | | | |
| Office Supplies | 2,000 | 2,000 | 1,055 | 4,219 | 1,456 | 0 | -2,219 |
| Operational Supplies | 582,000 | 400,000 | 51,253 | 205,014 | 479,236 | 182,000 | 376,986 |
| Operational Supplies Topliker | 400,000 | 400,000 | 33,318 | 133,273 | | 0 | 266,727 |
| TOTAL MATERIALS & SUPPLIES | 984,000 | 802,000 | 85,627 | 342,506 | 480,692 | 182,000 | 641,494 |
| CONTRACTUALS | | | | | | | |
| Air Conditioning Repair | 10,000 | 10,000 | | 0 | 8,940 | 0 | 10,000 |
| Engine Radiator Repairs | - | - | | 0 | 0 | 0 | 0 |
| Hydraulic Hose Replacement | 15,000 | 15,000 | 413 | 1,651 | 8,685 | 0 | 13,349 |
| Machine Shop Services | 6,000 | 6,000 | | 0 | 3,286 | 0 | 6,000 |
| Professional Services | 2,500 | 2,500 | | 0 | 0 | 0 | 2,500 |
| Rewinding Motors & Generators | 10,000 | 10,000 | | 0 | 0 | 0 | 10,000 |
| Starter & Alternator Services | 15,000 | 15,000 | | 0 | 6,154 | 0 | 15,000 |
| Tire Repairs | 15,000 | 15,000 | 1,635 | 6,540 | 8,975 | 0 | 8,460 |
| Waste Oil Disposal | - | - | | 0 | 10,639 | 0 | 0 |
| Windshield Glass Repairs | 5,000 | 5,000 | | 0 | 0 | 0 | 5,000 |
| TOTAL CONTRACTUALS | 78,500 | 78,500 | 2,048 | 8,191 | 46,678 | 0 | 70,309 |
| Furnishing & Equipment | | | | | | | |
| Communication Equipment | - | - | | 0 | 0 | 0 | 0 |
| Office Equipment | 7,000 | 7,000 | 395 | 1,580 | | 0 | 5,420 |
| Power & Hand Tools | 10,000 | 10,000 | | 0 | 3,245 | 0 | 10,000 |
| Safety Equipment | 6,000 | 6,000 | | 0 | 4,300 | 0 | 6,000 |
| Shop Equipment | 15,000 | 15,000 | 796 | 3,184 | 2,842 | 0 | 11,816 |
| TOTAL FURNISHING & EQUIPMENT | 38,000 | 38,000 | 1,191 | 4,764 | 10,388 | 0 | 33,236 |
| DEPARTMENT TOTAL | 5,191,950 | 4,836,399 | 1,090,169 | 4,360,678 | 2,814,730 | 355,551 | 831,272 |

**FY-2017
PROPOSED BUDGET
MID-YEAR**

| | | | | | | | |
|---|------------------|------------------|-----------------|------------------|------------------|-------------------|---------------------|
| BUSINESS UNIT: 420-423 | | | | | | | |
| | | | | | | | |
| OBJECT | FY-2017 | FY-2017 | FY-2017 | FY-2017 | FY-2016 | FY-17 Prop | FY-17 Prop |
| CLASSIFICATION/ITEM | Proposed | Approved | YTD | Antcpd | YTD | Mid-Year | Mid-Year |
| | Mid-Year | Budget | Actuals | EOY | Actuals | vs | vs |
| | | | 12/31/16 | | 9/30/15 | FY-17 Appr | FY-17 Antcpd |
| | | | | | | | EOY |
| | 2.3% | | | | | | |
| PERSONNEL SERVICES | | | | | | | |
| Management & Employee Salaries | 955,560 | 801,107 | 238,890 | 955,560 | 398,517 | 154,453 | 0 |
| Holiday Work | 5,124 | 5,124 | 1,071 | 4,283 | 5,025 | 0 | 841 |
| Sick Leave Used | 26,545 | 25,244 | 6,636 | 26,545 | 45,700 | 1,301 | 0 |
| Annual Leave Taken | 68,286 | 53,823 | 17,071 | 68,286 | 103,994 | 14,462 | 0 |
| Sick Leave Taken | - | - | - | 0 | 0 | 0 | 0 |
| Comp Time Taken | - | 104 | - | 0 | 739 | -104 | 0 |
| Typhoon Salaries | - | 5,741 | - | 0 | 29,013 | -5,741 | 0 |
| Regular Salaries | 1,055,514 | 891,143 | 263,668 | 1,054,673 | 582,988 | 164,371 | 841 |
| Increment 2017 | 24,277 | 41,131 | - | 0 | - | -16,854 | 24,277 |
| Night Differential/Hazard Pay | 13,464 | 15,694 | 3,366 | 13,464 | 14,234 | -2,230 | 0 |
| Overtime | 88,000 | 80,000 | 11,866 | 47,464 | 156,478 | 8,000 | 40,536 |
| TOTAL PERSONNEL SERVICES | 1,181,255 | 1,027,968 | 278,900 | 1,115,601 | 753,700 | 153,287 | 65,654 |
| PERSONNEL BENEFITS | | | | | | | |
| Retirement (27.13%) | 293,654 | 259,889 | 73,413 | 293,654 | 283,016 | 33,765 | 0 |
| Death & Disability | 11,331 | 10,341 | 2,833 | 11,331 | 9,211 | 990 | 0 |
| Hospital Insurance | 69,578 | 54,341 | 17,395 | 69,578 | 59,838 | 15,237 | 0 |
| Life Insurance | 4,850 | 3,816 | 1,213 | 4,850 | 3,507 | 1,035 | 0 |
| Dental Insurance | 4,835 | 4,006 | 1,209 | 4,835 | 4,344 | 829 | 0 |
| Medicare | 15,718 | 14,625 | 3,929 | 15,718 | 15,775 | 1,093 | 0 |
| Increment Benefits 2017 | 7,116 | 12,670 | - | 0 | - | -5,555 | 7,116 |
| TOTAL PERSONNEL BENEFITS | 407,081 | 359,687 | 99,991 | 399,966 | 375,690 | 47,394 | 7,116 |
| MATERIALS & SUPPLIES | | | | | | | |
| Office Supplies | 1,000 | 1,000 | 73 | 294 | 274 | 0 | 706 |
| Operational Supplies | 250,100 | 200,000 | 15,797 | 63,190 | 120,065 | 50,100 | 186,910 |
| TOTAL MATERIALS & SUPPLIES | 251,100 | 201,000 | 15,871 | 63,483 | 120,339 | 50,100 | 187,617 |
| CONTRACTUALS | | | | | | | |
| Equipment Rental | - | - | - | 0 | 0 | 0 | 0 |
| Professional Services | 15,000 | 15,000 | 600 | 2,400 | - | 0 | 12,600 |
| TOTAL CONTRACTUALS | 15,000 | 15,000 | 600 | 2,400 | 0 | 0 | 12,600 |
| Furnishing & Equipment | | | | | | | |
| Office Equipment | 45,000 | 45,000 | 1,207 | 4,828 | 2,712 | 0 | 40,172 |
| Power & Hand Tools | 5,000 | 5,000 | 743 | 2,971 | 6,921 | 0 | 2,029 |
| Safety Equipment | 3,000 | 3,000 | - | 0 | 1,566 | 0 | 3,000 |
| Shop Equipment | 8,500 | 8,500 | - | 0 | 3,052 | 0 | 8,500 |
| Marina Maintenance Agat | 10,000 | 10,000 | - | 0 | 11,144 | 0 | 10,000 |
| Marina Maintenance GDP | 10,000 | 10,000 | - | 0 | - | 0 | 10,000 |
| TOTAL FURNISHING & EQUIPMENT | 81,500 | 81,500 | 1,950 | 7,799 | 25,395 | 0 | 73,701 |
| Miscellaneous | | | | | | | |
| Dues & Subscriptions | - | - | - | 0 | - | 0 | 0 |
| TOTAL MISCELLANEOUS | - | - | 0 | 0 | 0 | 0 | 0 |
| DEPARTMENT TOTAL | 1,935,936 | 1,685,155 | 397,312 | 1,589,248 | 1,275,124 | 250,781 | 346,688 |

**FY-2017
PROPOSED BUDGET
MID-YEAR**

| | | | | | | | |
|---|-----------------|-----------------|---------------------|--------------------|--------------------|---------------------|--------------|
| BUSINESS UNIT: 600 | | | | | | | |
| | | | | | | | |
| | | | | | | | |
| OBJECT | FY-2017 | FY-2017 | FY-2017 | FY-2016 | FY-17 Prop | FY-17 Prop | |
| CLASSIFICATION/ITEM | Proposed | Approved | YTD Actuals: | YTD Actuals | Mid-Year vs | Mid-Year vs | |
| | Mid-Year | Budget | 12/31/16 | EOY | FY-17 Appr | FY-17 Antcpd | |
| | 2.3% | | | | | | |
| PERSONNEL SERVICES | | | | | | | |
| Management & Employee Salaries | 30,695 | 32,161 | 7,674 | 30,695 | 398,517 | -1,465 | 0 |
| Holiday Work | - | - | | 0 | | 0 | 0 |
| Sick Leave Used | 1,456 | 604 | 364 | 1,456 | 1,427 | 852 | 0 |
| Annual Leave Taken | 4,607 | 1,035 | 1,152 | 4,607 | 2,688 | 3,573 | 0 |
| Sick Leave Taken | - | - | | 0 | | 0 | 0 |
| Comp Time Taken | - | - | | 0 | | 0 | 0 |
| Typhoon Salaries | - | 101 | | 0 | 238 | -101 | 0 |
| Regular Salaries | 36,758 | 33,900 | 9,190 | 36,758 | 402,870 | 2,859 | 0 |
| Increment 2017 | 845 | 1,565 | | 0 | | -719 | 845 |
| Night Differential/Hazard Pay | - | 805 | | 0 | 5 | -805 | 0 |
| Overtime | - | - | | 0 | | 0 | 0 |
| TOTAL PERSONNEL SERVICES | 37,604 | 36,269 | 9,190 | 36,758 | 402,875 | 1,334 | 845 |
| PERSONNEL BENEFITS | | | | | | | |
| Retirement (27.13%) | 10,075 | 9,553 | 2,519 | 10,075 | 9,889 | 523 | 0 |
| Death & Disability | - | - | | 0 | | 0 | 0 |
| Hospital Insurance | - | - | | 0 | | 0 | 0 |
| Life Insurance | 186 | 178 | 47 | 186 | 178 | 8 | 0 |
| Dental Insurance | - | - | | 0 | | 0 | 0 |
| Medicare | 533 | 503 | 133 | 533 | 481 | 30 | 0 |
| Increment Benefits 2017 | 244 | 464 | | 0 | | -220 | 244 |
| TOTAL PERSONNEL BENEFITS | 11,038 | 10,698 | 2,699 | 10,794 | 10,548 | 340 | 244 |
| MATERIALS & SUPPLIES | | | | | | | |
| Office Supplies | 350 | 350 | | 0 | 125 | 0 | 350 |
| TOTAL MATERIALS & SUPPLIES | 350 | 350 | 0 | 0 | 125 | 0 | 350 |
| Furnishing & Equipment | | | | | | | |
| Office Equipment | 300 | 300 | | 0 | | 0 | 300 |
| TOTAL FURNISHING & EQUIPMENT | 300 | 300 | 0 | 0 | 0 | 0 | 300 |
| DEPARTMENT TOTAL | 49,292 | 47,618 | 11,888 | 47,553 | 413,548 | 1,675 | 1,739 |

**FY-2017
PROPOSED BUDGET
MID-YEAR**

| | | | | | | | |
|---|-----------------|-----------------|-----------------|----------------|----------------|-------------------|---------------------|
| BUSINESS UNIT: 610 | | | | | | | |
| | | | | | | | |
| | | | | | | | |
| | | | | | | | |
| OBJECT | FY-2017 | FY-2017 | FY-2017 | FY-2017 | FY-2016 | FY-17 Prop | FY-17 Prop |
| CLASSIFICATION/ITEM | Proposed | Approved | YTD | FY-2017 | YTD | Mid-Year | Mid-Year |
| | Mid-Year | Budget | Actuals | Antcpd | Actuals | vs | vs |
| | | | 12/31/16 | EOY | 9/30/15 | FY-17 Appr | FY-17 Antcpd |
| | | | | | | | EOY |
| | 2.3% | | | | | | |
| PERSONNEL SERVICES | | | | | | | |
| Management & Employee Salaries | 162,211 | 148,155 | 40,553 | 162,211 | 398,517 | 14,055 | 0 |
| Holiday Work | - | - | - | 0 | - | 0 | 0 |
| Sick Leave Used | 2,705 | 4,774 | 676 | 2,705 | 6,429 | -2,069 | 0 |
| Annual Leave Taken | 14,691 | 9,578 | 3,673 | 14,691 | 10,304 | 5,113 | 0 |
| Sick Leave Taken | - | - | - | 0 | - | 0 | 0 |
| Comp Time Taken | - | - | - | 0 | - | 0 | 0 |
| Typhoon Salaries | - | 462 | - | 0 | 961 | -462 | 0 |
| Regular Salaries | 179,606 | 162,969 | 44,902 | 179,606 | 416,211 | 16,637 | 0 |
| Increment 2017 | 4,131 | 7,522 | - | 0 | - | -3,391 | 4,131 |
| Night Differential/Hazard Pay | 34 | 1,052 | 9 | 34 | 761 | -1,017 | 0 |
| Overtime | - | - | 107 | 427 | 229 | 0 | -427 |
| TOTAL PERSONNEL SERVICES | 183,772 | 171,543 | 45,017 | 180,068 | 417,201 | 12,229 | 3,704 |
| PERSONNEL BENEFITS | | | | | | | |
| Retirement (27.13%) | 49,230 | 45,981 | 12,308 | 49,230 | 46,935 | 3,270 | 0 |
| Death & Disability | 1,939 | 2,019 | 485 | 1,939 | 2,019 | -80 | 0 |
| Hospital Insurance | 15,015 | 13,130 | 3,754 | 15,015 | 13,129 | 1,885 | 0 |
| Life Insurance | 920 | 902 | 230 | 920 | 861 | 18 | 0 |
| Dental Insurance | 1,147 | 931 | 287 | 1,147 | 934 | 216 | 0 |
| Medicare | 2,611 | 2,378 | 653 | 2,611 | 2,311 | 233 | 0 |
| Increment Benefits 2017 | 1,192 | 2,231 | - | 0 | - | -1,039 | 1,192 |
| TOTAL PERSONNEL BENEFITS | 72,055 | 67,552 | 17,716 | 70,863 | 66,188 | 4,503 | 1,192 |
| MATERIALS & SUPPLIES | | | | | | | |
| Office Supplies | 6,000 | 6,000 | 689 | 2,755 | 3,961 | 0 | 3,245 |
| Operational Supplies | - | - | - | 0 | 60 | 0 | 0 |
| TOTAL MATERIALS & SUPPLIES | 6,000 | 6,000 | 689 | 2,755 | 4,021 | 0 | 3,245 |
| CONTRACTUALS | | | | | | | |
| Equipment Rental | 600 | 600 | 622 | 2,487 | 590 | 0 | -1,887 |
| Professional Services | 12,000 | 12,000 | 329 | 1,317 | 2,386 | 0 | 10,683 |
| TOTAL CONTRACTUALS | 12,600 | 12,600 | 951 | 3,805 | 2,976 | 0 | 8,795 |
| Furnishing & Equipment | | | | | | | |
| Office Equipment | 2,000 | 2,000 | 917 | 3,668 | 1,418 | 0 | -1,668 |
| TOTAL FURNISHING & EQUIPMENT | 2,000 | 2,000 | 917 | 3,668 | 1,418 | 0 | -1,668 |
| DEPARTMENT TOTAL | 276,427 | 259,694 | 65,290 | 261,158 | 491,804 | 16,732 | 15,268 |

**FY-2017
PROPOSED BUDGET
MID-YEAR**

| | | | | | | | |
|---|-----------------|-----------------|-----------------|----------------|----------------|-------------------|---------------------|
| BUSINESS UNIT: 620 | | | | | | | |
| | | | | | | | |
| OBJECT | FY-2017 | FY-2017 | FY-2017 | FY-2017 | FY-2016 | FY-17 Prop | FY-17 Prop |
| CLASSIFICATION/ITEM | Proposed | Approved | YTD | Antcpd | YTD | Mid-Year | Mid-Year |
| | Mid-Year | Budget | Actuals | EOY | Actuals | vs | vs |
| | | | 12/31/16 | | 9/30/15 | FY-17 Appr | FY-17 Antcpd |
| | | | | | | | EOY |
| | 2.3% | | | | | | |
| PERSONNEL SERVICES | | | | | | | |
| Management & Employee Salaries | 173,106 | 174,951 | 43,277 | 173,106 | 398,517 | -1,845 | 0 |
| Holiday Work | - | - | | 0 | | 0 | 0 |
| Sick Leave Used | 5,282 | 1,578 | 1,320 | 5,282 | 10,019 | 3,704 | 0 |
| Annual Leave Taken | 8,731 | 6,422 | 2,183 | 8,731 | 7,017 | 2,309 | 0 |
| Sick Leave Taken | - | - | | 0 | | 0 | 0 |
| Comp Time Taken | - | - | | 0 | | 0 | 0 |
| Typhoon Salaries | - | 522 | | 0 | 1,103 | -522 | 0 |
| Regular Salaries | 187,119 | 183,473 | 46,780 | 187,119 | 416,655 | 3,646 | 0 |
| Increment 2017 | 4,304 | 8,469 | | 0 | | -4,165 | 4,304 |
| Night Differential/Hazard Pay | - | 658 | | 0 | 1,828 | -658 | 0 |
| Overtime | | | 3,680 | 14,720 | | 0 | -14,720 |
| TOTAL PERSONNEL SERVICES | 191,423 | 192,599 | 50,460 | 201,839 | 418,484 | -1,177 | -10,416 |
| PERSONNEL BENEFITS | | | | | | | |
| Retirement (27.13%) | 51,289 | 52,929 | 12,822 | 51,289 | 52,474 | -1,640 | 0 |
| Death & Disability | 1,540 | 1,985 | 385 | 1,540 | 1,983 | -445 | 0 |
| Hospital Insurance | 6,443 | 10,409 | 1,611 | 6,443 | 10,391 | -3,966 | 0 |
| Life Insurance | 560 | 713 | 140 | 560 | 711 | -153 | 0 |
| Dental Insurance | 741 | 945 | 185 | 741 | 944 | -204 | 0 |
| Medicare | 2,896 | 2,606 | 724 | 2,896 | 2,545 | 291 | 0 |
| Increment Benefits 2017 | 1,246 | 2,563 | | 0 | | -1,317 | 1,246 |
| TOTAL PERSONNEL BENEFITS | 64,717 | 72,150 | 15,868 | 63,471 | 69,048 | -7,433 | 1,246 |
| MATERIALS & SUPPLIES | | | | | | | |
| Office Supplies | 2,000 | 2,000 | 108 | 432 | 903 | 0 | 1,568 |
| TOTAL MATERIALS & SUPPLIES | 2,000 | 2,000 | 108 | 432 | 903 | 0 | 1,568 |
| TRAINING & TRAVEL | | | | | | | |
| Training | 80,000 | 80,000 | | 0 | 55,324 | 0 | 80,000 |
| Travel | 75,000 | 75,000 | 11,582 | 46,328 | 26,085 | 0 | 28,672 |
| TOTAL TRAINING & TRAVEL | 155,000 | 155,000 | 11,582 | 46,328 | 81,409 | 0 | 108,672 |
| CONTRACTUALS | | | | | | | |
| Printing Services | | | | 0 | 287 | 0 | 0 |
| TOTAL CONTRACTUALS | - | - | 0 | 0 | 287 | 0 | 0 |
| Furnishing & Equipment | | | | | | | |
| Office Equipment | 1,500 | 1,500 | | 0 | 2,396 | 0 | 1,500 |
| TOTAL FURNISHING & EQUIPMENT | 1,500 | 1,500 | 0 | 0 | 2,396 | 0 | 1,500 |
| Miscellaneous | | | | | | | |
| Dues & Subscriptions | 1,500 | - | | 0 | | 1,500 | 1,500 |
| TOTAL MISCELLANEOUS | 1,500 | - | 0 | 0 | 0 | 1,500 | 1,500 |
| DEPARTMENT TOTAL | 416,140 | 423,250 | 78,018 | 312,070 | 572,527 | -7,110 | 104,070 |

**FY-2017
PROPOSED BUDGET
MID-YEAR**

| | | | | | | | |
|---|-----------------|-----------------|-----------------|----------------|-------------------|-------------------|---------------------|
| BUSINESS UNIT : 630-632 | | | | | | | |
| | | | | | | | |
| | | | | | | | |
| OBJECT | FY-2017 | FY-2017 | FY-2017 | FY-2016 | FY-17 Prop | FY-17 Prop | |
| CLASSIFICATION/ITEM | Proposed | Approved | YTD | YTD | Mid-Year | Mid-Year | |
| | Mid-Year | Budget | Actuals | Antcpd | Actuals | vs | vs |
| | | | 12/31/16 | EOY | 9/30/15 | FY-17 Appr | FY-17 Antcpd |
| | | | | | | | EOY |
| | 2.3% | | | | | | |
| PERSONNEL SERVICES | | | | | | | |
| Management & Employee Salaries | 310,443 | 299,531 | 77,611 | 310,443 | 398,517 | 10,912 | 0 |
| Holiday Work | - | - | - | 0 | 0 | 0 | 0 |
| Sick Leave Used | 5,475 | 11,136 | 1,369 | 5,475 | 20,413 | -5,661 | 0 |
| Annual Leave Taken | 4,211 | 23,594 | 1,053 | 4,211 | 24,319 | -19,383 | 0 |
| Sick Leave Taken | - | - | - | 0 | 0 | 0 | 0 |
| Comp Time Taken | - | - | - | 0 | 0 | 0 | 0 |
| Typhoon Salaries | - | 1,057 | - | 0 | 2,093 | -1,057 | 0 |
| Regular Salaries | 320,129 | 335,318 | 80,032 | 320,129 | 445,342 | -15,189 | 0 |
| Increment 2017 | 7,363 | 15,477 | - | 0 | - | -8,114 | 7,363 |
| Night Differential/Hazard Pay | 294 | 1,879 | 74 | 294 | 578 | -1,585 | 0 |
| Overtime | - | - | 1,388 | 5,545 | - | 0 | -5,545 |
| TOTAL PERSONNEL SERVICES | 327,786 | 352,674 | 81,492 | 325,969 | 445,921 | -24,888 | 1,818 |
| PERSONNEL BENEFITS | | | | | | | |
| Retirement (27.13%) | 87,825 | 93,033 | 21,958 | 87,825 | 98,729 | -5,208 | 0 |
| Death & Disability | 2,661 | 2,385 | 665 | 2,661 | 2,538 | 277 | 0 |
| Hospital Insurance | 15,915 | 20,318 | 3,979 | 15,915 | 22,240 | -4,403 | 0 |
| Life Insurance | 1,144 | 1,070 | 288 | 1,144 | 1,253 | 74 | 0 |
| Dental Insurance | 1,234 | 1,345 | 309 | 1,234 | 1,479 | -111 | 0 |
| Medicare | 4,416 | 4,610 | 1,104 | 4,416 | 4,635 | -194 | 0 |
| Increment Benefits 2017 | 2,122 | 4,507 | - | 0 | - | -2,385 | 2,122 |
| TOTAL PERSONNEL BENEFITS | 115,316 | 127,267 | 28,299 | 113,195 | 130,874 | -11,951 | 2,122 |
| MATERIALS & SUPPLIES | | | | | | | |
| Office Supplies | 2,500 | 2,500 | 362 | 1,447 | 1,849 | 0 | 1,053 |
| Operational Supplies | - | - | - | 0 | - | 0 | 0 |
| Gas, Oil, Diesel | - | - | - | - | - | 0 | 0 |
| TOTAL MATERIALS & SUPPLIES | 2,500 | 2,500 | 362 | 1,447 | 1,849 | 0 | 1,053 |
| CONTRACTUALS | | | | | | | |
| Advertising | 15,000 | 15,000 | 576 | 2,304 | 6,323 | 0 | 12,696 |
| Equipment Rental | 59,000 | 49,000 | 12,816 | 51,262 | 39,079 | 10,000 | 7,738 |
| Professional Services | - | - | - | 0 | - | 0 | 0 |
| TOTAL CONTRACTUALS | 74,000 | 64,000 | 13,392 | 53,566 | 45,402 | 10,000 | 20,434 |
| Furnishing & Equipment | | | | | | | |
| Office Equipment | - | - | - | 0 | 1,176 | 0 | 0 |
| Safety Equipment | - | - | - | 0 | - | 0 | 0 |
| TOTAL FURNISHING & EQUIPMENT | - | - | 0 | 0 | 1,176 | 0 | 0 |
| Miscellaneous | | | | | | | |
| Drinking Water | 16,000 | 16,000 | 1,818 | 7,272 | 11,198 | 0 | 8,728 |
| TOTAL MISCELLANEOUS | 16,000 | 16,000 | 1,818 | 7,272 | 11,198 | 0 | 8,728 |
| DEPARTMENT TOTAL | 535,603 | 562,441 | 125,362 | 501,448 | 636,419 | -26,839 | 34,154 |

**FY-2017
PROPOSED BUDGET
MID-YEAR**

| | | | | | | | |
|---|-----------------|-----------------|-----------------|----------------|----------------|-------------------|---------------------|
| BUSINESS UNIT: 640 | | | | | | | |
| | | | | | | | |
| | | | | | | | |
| OBJECT | FY-2017 | FY-2017 | FY-2017 | | FY-2016 | FY-17 Prop | FY-17 Prop |
| CLASSIFICATION/ITEM | Proposed | Approved | YTD | FY-2017 | YTD | Mid-Year | Mid-Year |
| | Mid-Year | Budget | Actuals | Antcpd | Actuals | vs | vs |
| | | | 12/31/16 | EOY | 9/30/15 | FY-17 Appr | FY-17 Antcpd |
| | | | | | | | EOY |
| | 2.3% | | | | | | |
| PERSONNEL SERVICES | | | | | | | |
| Management & Employee Salaries | 256,180 | 194,910 | 64,045 | 256,180 | 398,517 | 61,269 | 0 |
| Holiday Work | - | - | | 0 | | 0 | 0 |
| Sick Leave Used | 4,376 | 7,670 | 1,094 | 4,376 | 6,614 | -3,294 | 0 |
| Annual Leave Taken | 22,175 | 19,865 | 5,544 | 22,175 | 19,636 | 2,310 | 0 |
| Sick Leave Taken | - | - | | 0 | | 0 | 0 |
| Comp Time Taken | - | - | | 0 | | 0 | 0 |
| Typhoon Salaries | - | 601 | | 0 | 1,578 | -601 | 0 |
| Regular Salaries | 282,730 | 223,046 | 70,682 | 282,730 | 426,346 | 59,684 | 0 |
| Increment 2017 | 6,503 | 10,295 | | 0 | | -3,792 | 6,503 |
| Night Differential/Hazard Pay | - | 1,528 | | 0 | | -1,528 | 0 |
| Overtime | 10,000 | 5,000 | | 0 | | 5,000 | 10,000 |
| TOTAL PERSONNEL SERVICES | 299,233 | 239,869 | 70,682 | 282,730 | 426,346 | 59,364 | 16,503 |
| PERSONNEL BENEFITS | | | | | | | |
| Retirement (27.13%) | 77,496 | 63,862 | 19,374 | 77,496 | 80,570 | 13,634 | 0 |
| Death & Disability | 912 | 496 | 228 | 912 | 496 | 416 | 0 |
| Hospital Insurance | 7,103 | 4,788 | 1,776 | 7,103 | 8,506 | 2,315 | 0 |
| Life Insurance | 560 | 542 | 140 | 560 | 707 | 18 | 0 |
| Dental Insurance | 968 | 640 | 242 | 968 | 859 | 327 | 0 |
| Medicare | 3,936 | 3,163 | 984 | 3,936 | 3,822 | 773 | 0 |
| Increment Benefits 2017 | 1,873 | 3,094 | | 0 | | -1,221 | 1,873 |
| TOTAL PERSONNEL BENEFITS | 92,849 | 76,585 | 22,744 | 90,976 | 94,960 | 16,264 | 1,873 |
| MATERIALS & SUPPLIES | | | | | | | |
| Office Supplies | 1,500 | 1,500 | 12 | 50 | 605 | 0 | 1,450 |
| TOTAL MATERIALS & SUPPLIES | 1,500 | 1,500 | 12 | 50 | 605 | 0 | 1,450 |
| CONTRACTUALS | | | | | | | |
| Blue Print Services | 1,000 | 1,000 | | 0 | 233 | 0 | 1,000 |
| TOTAL CONTRACTUALS | 1,000 | 1,000 | 0 | 0 | 233 | 0 | 1,000 |
| Furnishing & Equipment | | | | | | | |
| Office Equipment | 1,500 | 1,500 | | 0 | | 0 | 1,500 |
| TOTAL FURNISHING & EQUIPMENT | 1,500 | 1,500 | 0 | 0 | 0 | 0 | 1,500 |
| Miscellaneous | | | | | | | |
| Dues & Subscriptions | 100 | 100 | | 0 | | 0 | 100 |
| TOTAL MISCELLANEOUS | 100 | 100 | 0 | 0 | 0 | 0 | 100 |
| DEPARTMENT TOTAL | 396,182 | 320,554 | 93,439 | 373,756 | 522,144 | 75,628 | 22,426 |

**FY-2017
PROPOSED BUDGET
MID-YEAR**

| | | | | | | | |
|---|-----------------|-----------------|-----------------|----------------|----------------|-------------------|---------------------|
| BUSINESS UNIT: 650 | | | | | | | |
| | | | | | | | |
| | | | | | | | |
| OBJECT | FY-2017 | FY-2017 | FY-2017 | FY-2017 | FY-2016 | FY-17 Prop | FY-17 Prop |
| CLASSIFICATION/ITEM | Proposed | Approved | YTD | Antcpd | YTD | Mid-Year | Mid-Year |
| | Mid-Year | Budget | Actuals | EOY | Actuals | vs | vs |
| | | | 12/31/16 | | 9/30/15 | FY-17 Appr | FY-17 Antcpd |
| | | | | | | | EOY |
| | 2.3% | | | | | | |
| PERSONNEL SERVICES | | | | | | | |
| Management & Employee Salaries | 236,978 | 232,220 | 59,244 | 236,978 | 398,517 | 4,758 | 0 |
| Holiday Work | - | - | 0 | 0 | 0 | 0 | 0 |
| Sick Leave Used | 15,175 | 6,367 | 3,794 | 15,175 | 10,502 | 8,808 | 0 |
| Annual Leave Taken | 20,690 | 16,983 | 5,172 | 20,690 | 20,618 | 3,707 | 0 |
| Sick Leave Taken | - | - | 0 | 0 | 0 | 0 | 0 |
| Comp Time Taken | - | - | 0 | 0 | 207 | 0 | 0 |
| Typhoon Salaries | - | 761 | 0 | 0 | 1,541 | -761 | 0 |
| Regular Salaries | 272,843 | 256,330 | 68,211 | 272,843 | 431,386 | 16,512 | 0 |
| Increment 2017 | 6,275 | 11,831 | 0 | 0 | 0 | -5,556 | 6,275 |
| Night Differential/Hazard Pay | 24 | 2,396 | 6 | 24 | 0 | -2,371 | 0 |
| Overtime | - | - | 0 | 0 | 0 | 0 | 0 |
| TOTAL PERSONNEL SERVICES | 279,142 | 270,557 | 68,217 | 272,867 | 431,386 | 8,585 | 6,275 |
| PERSONNEL BENEFITS | | | | | | | |
| Retirement (27.13%) | 74,793 | 72,252 | 18,698 | 74,793 | 72,273 | 2,541 | 0 |
| Death & Disability | 1,977 | 1,981 | 494 | 1,977 | 1,985 | -4 | 0 |
| Hospital Insurance | 7,545 | 7,882 | 1,888 | 7,545 | 7,915 | -336 | 0 |
| Life Insurance | 610 | 711 | 153 | 610 | 712 | -101 | 0 |
| Dental Insurance | 479 | 479 | 120 | 479 | 481 | 0 | 0 |
| Medicare | 3,785 | 3,589 | 946 | 3,785 | 3,346 | 196 | 0 |
| Increment Benefits 2017 | 1,807 | 3,500 | 0 | 0 | 0 | -1,693 | 1,807 |
| TOTAL PERSONNEL BENEFITS | 90,996 | 90,394 | 22,297 | 89,189 | 86,710 | 602 | 1,807 |
| MATERIALS & SUPPLIES | | | | | | | |
| Office Supplies | 2,520 | 2,520 | 61 | 246 | 2,036 | 0 | 2,274 |
| Operational Supplies-Permit | 3,000 | 3,000 | 0 | 0 | 17 | 0 | 3,000 |
| TOTAL MATERIALS & SUPPLIES | 5,520 | 5,520 | 61 | 246 | 2,053 | 0 | 5,274 |
| CONTRACTUALS | | | | | | | |
| Appraisal Services | 40,000 | 40,000 | 19,500 | 78,000 | 6,000 | 0 | -38,000 |
| Equipment Rental | 7,000 | 7,000 | 0 | 0 | 0 | 0 | 7,000 |
| Printing Services | 15,000 | 15,000 | 0 | 0 | 0 | 0 | 15,000 |
| Surveyor Services | 20,000 | 20,000 | 0 | 0 | 0 | 0 | 20,000 |
| TOTAL CONTRACTUALS | 82,000 | 82,000 | 19,500 | 78,000 | 6,000 | 0 | 4,000 |
| Furnishing & Equipment | | | | | | | |
| Communication Equipment | - | - | 0 | 0 | 0 | 0 | 0 |
| Office Equipment | - | - | 0 | 0 | 0 | 0 | 0 |
| TOTAL FURNISHING & EQUIPMENT | - | - | 0 | 0 | 0 | 0 | 0 |
| DEPARTMENT TOTAL | 457,659 | 448,471 | 110,073 | 440,302 | 526,150 | 9,188 | 17,357 |

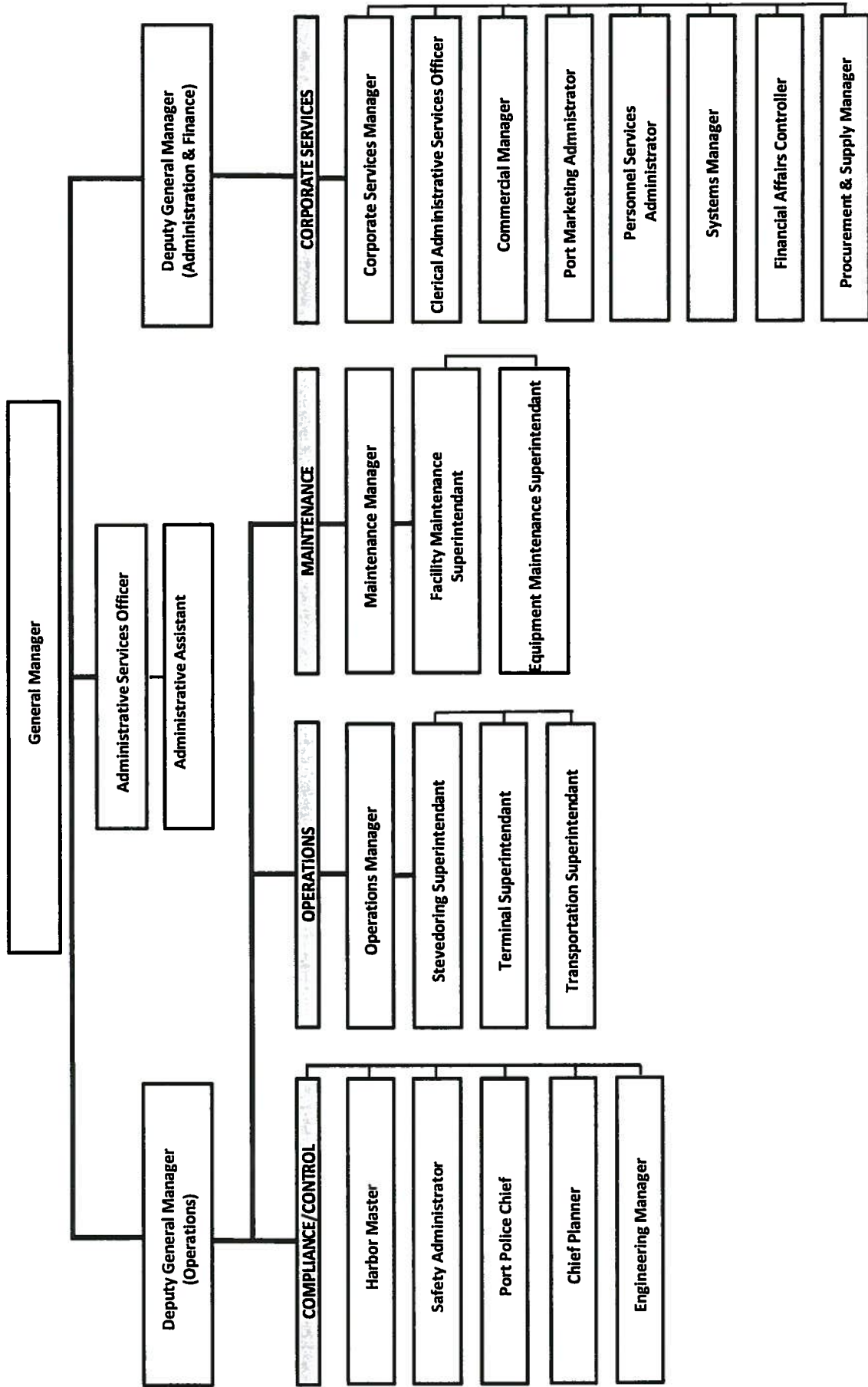
**FY-2017
PROPOSED BUDGET
MID-YEAR**

| | | | | | | | |
|---|-----------------|-----------------|-----------------|----------------|----------------|-------------------|---------------------|
| BUSINESS UNIT: 670 | | | | | | | |
| | | | | | | | |
| | | | FY-2017 | | FY-2016 | FY-17 Prop | FY-17 Prop |
| OBJECT | FY-2017 | FY-2017 | YTD | FY-2017 | YTD | Mid-Year | Mid-Year |
| CLASSIFICATION/ITEM | Proposed | Approved | Actuals | Antcpd | Actuals | vs | vs |
| | Mid-Year | Budget | 12/31/16 | EOY | 9/30/15 | FY-17 Appr | FY-17 Antcpd |
| | | | | | | | EOY |
| | 2.3% | | | | | | |
| PERSONNEL SERVICES | | | | | | | |
| Management & Employee Salaries | 319,233 | 270,323 | 79,808 | 319,233 | 398,517 | 48,910 | 0 |
| Holiday Work | - | - | | 0 | 27 | 0 | 0 |
| Sick Leave Used | 820 | 10,393 | 205 | 820 | 12,394 | -9,573 | 0 |
| Annual Leave Taken | 19,239 | 25,910 | 4,810 | 19,239 | 28,929 | -6,672 | 0 |
| Sick Leave Taken | - | - | | 0 | 0 | 0 | 0 |
| Comp Time Taken | - | - | | 0 | 12 | 0 | 0 |
| Typhoon Salaries | - | 891 | | 0 | 1,915 | -891 | 0 |
| Regular Salaries | 339,292 | 307,517 | 84,823 | 339,292 | 441,795 | 31,775 | 0 |
| Increment 2017 | 7,804 | 14,194 | | 0 | | -6,390 | 7,804 |
| Night Differential/Hazard Pay | 672 | 3,609 | 168 | 672 | 6,937 | -2,937 | 0 |
| Overtime | 10,000 | 10,000 | 8,538 | 34,154 | | 0 | -24,154 |
| TOTAL PERSONNEL SERVICES | 357,768 | 335,319 | 93,529 | 374,118 | 448,732 | 22,448 | -16,350 |
| PERSONNEL BENEFITS | | | | | | | |
| Retirement (27.13%) | 96,951 | 87,020 | 24,238 | 96,951 | 90,711 | 9,931 | 0 |
| Death & Disability | 1,483 | 1,492 | 371 | 1,483 | 1,489 | -9 | 0 |
| Hospital Insurance | 16,162 | 16,604 | 4,041 | 16,162 | 15,261 | -442 | 0 |
| Life Insurance | 934 | 891 | 234 | 934 | 890 | 43 | 0 |
| Dental Insurance | 1,197 | 1,225 | 299 | 1,197 | 707 | -29 | 0 |
| Medicare | 5,313 | 4,430 | 1,328 | 5,313 | 4,439 | 883 | 0 |
| Increment Benefits 2017 | 2,352 | 4,221 | | 0 | | -1,869 | 2,352 |
| TOTAL PERSONNEL BENEFITS | 124,391 | 115,884 | 30,510 | 122,039 | 113,495 | 8,508 | 2,352 |
| MATERIALS & SUPPLIES | | | | | | | |
| Office Supplies | 1,500 | 1,500 | 38 | 152 | 693 | 0 | 1,348 |
| Operational Supplies | 15,000 | 15,000 | 40 | 159 | 16,350 | 0 | 14,841 |
| TOTAL MATERIALS & SUPPLIES | 16,500 | 16,500 | 78 | 311 | 17,043 | 0 | 16,189 |
| CONTRACTUALS | | | | | | | |
| Computer Maintenance | 109,470 | 109,470 | 20,099 | 80,395 | 92,743 | 0 | 29,075 |
| General Service & Maintenance | | | | 0 | | 0 | 0 |
| Professional Services | 10,000 | 10,000 | | 0 | 796 | 0 | 10,000 |
| TOTAL CONTRACTUALS | 119,470 | 119,470 | 20,099 | 80,395 | 93,540 | 0 | 39,075 |
| Furnishing & Equipment | | | | | | | |
| Office Equipment | 5,000 | 5,000 | | 0 | | 0 | 5,000 |
| Power & Hand Tools | 500 | 500 | | 0 | | 0 | 500 |
| Safety Equipment | | | | 0 | | 0 | 0 |
| Computer Equipment | 59,100 | 59,100 | | 0 | 3,507 | 0 | 59,100 |
| TOTAL FURNISHING & EQUIPMENT | 64,600 | 64,600 | 0 | 0 | 3,507 | 0 | 64,600 |
| Miscellaneous | | | | | | | |
| Dues & Subscriptions | 62,800 | 62,800 | | 0 | 3,711 | 0 | 62,800 |
| TOTAL MISCELLANEOUS | 62,800 | 62,800 | 0 | 0 | 3,711 | 0 | 62,800 |
| DEPARTMENT TOTAL | 745,529 | 714,573 | 144,216 | 576,863 | 680,028 | 30,956 | 168,666 |

**FY-2017
PROPOSED BUDGET
MID-YEAR**

| | | | | | | | |
|---|------------------|------------------|-----------------|------------------|------------------|-------------------|---------------------|
| BUSINESS UNIT: 675-685, 140 | | | | | | | |
| | | | | | | | |
| | | | | | | | |
| OBJECT | FY-2017 | FY-2017 | FY-2017 | FY-2017 | FY-2016 | FY-17 Prop | FY-17 Prop |
| CLASSIFICATION/ITEM | Proposed | Approved | YTD | FY-2017 | YTD | Mid-Year | Mid-Year |
| | Mid-Year | Budget | Actuals | Antcpd | Actuals | vs | vs |
| | | | 12/31/16 | EOY | 9/30/15 | FY-17 Appr | FY-17 Antcpd |
| | | | | | | | EOY |
| | 2.3% | | | | | | |
| PERSONNEL SERVICES | | | | | | | |
| Management & Employee Salaries | 697,112 | 636,475 | 174,278 | 697,112 | 620,939 | 60,637 | 0 |
| Holiday Work | 5,269 | 5,269 | 2,262 | 9,046 | 1,142 | 0 | -3,777 |
| Sick Leave Used | 7,034 | 12,459 | 1,769 | 7,034 | 12,314 | -5,425 | 0 |
| Annual Leave Taken | 51,829 | 32,861 | 12,957 | 51,829 | 57,132 | 18,968 | 0 |
| Sick Leave Taken | - | - | - | 0 | 0 | 0 | 0 |
| Comp Time Taken | - | 12,486 | - | 0 | 321 | -12,486 | 0 |
| Typhoon Salaries | - | 2,353 | - | 0 | 4,229 | -2,353 | 0 |
| Regular Salaries | 761,244 | 701,902 | 191,255 | 765,022 | 696,076 | 59,342 | -3,777 |
| Increment 2017 | 17,509 | 32,397 | - | 0 | - | -14,888 | 17,509 |
| Night Differential/Hazard Pay | 27 | 10,468 | 7 | 27 | 1,064 | -10,440 | 0 |
| Overtime | 17,000 | 17,000 | 8,811 | 35,243 | 2,457 | 0 | -18,243 |
| Detail Appointments | 50,000 | 50,000 | - | 0 | - | 0 | 50,000 |
| TOTAL PERSONNEL SERVICES | 845,780 | 811,767 | 200,073 | 800,292 | 699,597 | 34,013 | 45,488 |
| PERSONNEL BENEFITS | | | | | | | |
| Retirement (27.13%) | 209,693 | 198,619 | 52,423 | 209,693 | 205,644 | 11,074 | 0 |
| Death & Disability | 6,349 | 6,826 | 1,587 | 6,349 | 6,595 | -476 | 0 |
| Hospital Insurance | 28,163 | 33,977 | 7,041 | 28,163 | 33,048 | -5,814 | 0 |
| Life Insurance | 2,861 | 2,628 | 715 | 2,861 | 2,899 | 233 | 0 |
| Dental Insurance | 2,324 | 2,724 | 581 | 2,324 | 2,713 | -400 | 0 |
| Medicare | 10,976 | 10,052 | 2,744 | 10,976 | 9,616 | 924 | 0 |
| Increment Benefits 2017 | 5,075 | 9,631 | - | 0 | - | -4,556 | 5,075 |
| TOTAL PERSONNEL BENEFITS | 265,441 | 264,457 | 65,092 | 260,366 | 260,515 | 985 | 5,075 |
| MATERIALS & SUPPLIES | | | | | | | |
| Office Supplies | 12,000 | 12,000 | 2,006 | 8,022 | 11,001 | 0 | 3,978 |
| TOTAL MATERIALS & SUPPLIES | 12,000 | 12,000 | 2,006 | 8,022 | 11,001 | 0 | 3,978 |
| CONTRACTUALS | | | | | | | |
| Communication Maintenance | 100,000 | 100,000 | 16,558 | 66,233 | 67,636 | 0 | 33,767 |
| TOTAL CONTRACTUALS | 100,000 | 100,000 | 16,558 | 66,233 | 67,636 | 0 | 33,767 |
| Furnishing & Equipment | | | | | | | |
| Communication Equipment | - | - | - | 0 | - | 0 | 0 |
| Office Equipment | 5,000 | 5,000 | - | 0 | 2,613 | 0 | 5,000 |
| TOTAL FURNISHING & EQUIPMENT | 5,000 | 5,000 | 0 | 0 | 2,613 | 0 | 5,000 |
| Miscellaneous | | | | | | | |
| Dues & Subscriptions | 1,200 | 1,200 | - | 0 | - | 0 | 1,200 |
| TOTAL MISCELLANEOUS | 1,200 | 1,200 | 0 | 0 | 0 | 0 | 1,200 |
| DEPARTMENT TOTAL | 1,229,421 | 1,194,423 | 283,728 | 1,134,914 | 1,041,362 | 34,998 | 94,508 |

PORT AUTHORITY OF GUAM
Jose D. Leon Guerrero Commercial Port
FY-2017
ORGANIZATIONAL CHART



FY-2017
PROPOSED
VACANT
POSITION LISTING
MID-YEAR

| Position Number | NAME | POSITION TITLE | | Hourly Rate | Annual Income | RET-DC 0.27 | RET-DBI 19.01 | LIFE 7.17 | MEDICARE 0.01 | MEDICAL AVERAGE | DENTAL AVERAGE | TOTAL |
|-----------------|------------------------|-----------------------------------|---|-------------|---------------|-------------|---------------|-----------|---------------|-----------------|----------------|-----------|
| 1 714 | COMMERCIAL | Commercial Specialist II | K | \$ 26.64 | 27,710.00 | 7,595.31 | 247.13 | 93.21 | 401.80 | 841.49 | 112.97 | 37,001.91 |
| 1 8100 | FACILITY | Electrician Supervisor | K | \$ 31.24 | 32,492.00 | 8,906.06 | 247.13 | 93.21 | 471.13 | 841.49 | 112.97 | 43,163.99 |
| 1 NEW | FACILITY | Maintenance Custodian | C | \$ 10.83 | 11,267.00 | 3,088.28 | 247.13 | 93.21 | 163.37 | 841.49 | 112.97 | 15,813.46 |
| 1 8200 | FACILITY | Maintenance Custodian | C | \$ 10.83 | 11,267.00 | 3,088.28 | 247.13 | 93.21 | 163.37 | 841.49 | 112.97 | 15,813.46 |
| 1 8200 | FACILITY | Maintenance Custodian | C | \$ 10.83 | 11,267.00 | 3,088.28 | 247.13 | 93.21 | 163.37 | 841.49 | 112.97 | 15,813.46 |
| 1 958 | FINANCE | Accounting Technician II | H | \$ 15.85 | 16,482.00 | 4,517.72 | 247.13 | 93.21 | 238.99 | 841.49 | 112.97 | 22,533.51 |
| 1 940 | FINANCE | Accounting Technician I | G | \$ 13.90 | 14,458.00 | 3,962.94 | 247.13 | 93.21 | 209.64 | 841.49 | 112.97 | 19,925.38 |
| 1 910 | FINANCE | Administrative Assistant | N | \$ 16.49 | 17,151.50 | 4,701.23 | 247.13 | 93.21 | 248.70 | 841.49 | 112.97 | 23,396.22 |
| 1 300 | HARBOR MASTER | Harbor Master | H | \$ 37.27 | 19,378.75 | 5,311.72 | 123.57 | 46.61 | 280.99 | 420.75 | 56.49 | 25,618.86 |
| 1 627 | HUMAN RESOURCES | Clerk III | E | \$ 11.49 | 11,949.00 | 3,275.22 | 247.13 | 93.21 | 173.26 | 841.49 | 112.97 | 16,692.28 |
| 1 1006 | INFORMATION TECHNOLOGY | Computer Operator Specialist | J | \$ 22.45 | 23,345.00 | 6,398.86 | 247.13 | 93.21 | 338.50 | 841.49 | 112.97 | 31,377.17 |
| 1 NEW | INFORMATION TECHNOLOGY | IT Help Desk Technician | J | \$ 2.50 | 2,600.00 | 712.66 | 247.13 | 93.21 | 45.24 | 841.49 | 112.97 | 5,315.23 |
| 1 NEW | INFORMATION TECHNOLOGY | IT Support Analyst | K | \$ 3.00 | 3,120.00 | 855.19 | 247.13 | 93.21 | 37.70 | 841.49 | 112.97 | 5,315.23 |
| 1 8201 | MAINTENANCE | Maintenance Planner | K | \$ 26.38 | 27,435.50 | 7,520.07 | 247.13 | 93.21 | 397.81 | 841.49 | 112.97 | 36,648.19 |
| 1 9200 | MAINTENANCE | Heavy Equip. Mech. Supervisor | K | \$ 30.63 | 31,852.00 | 8,730.63 | 247.13 | 93.21 | 461.85 | 841.49 | 112.97 | 42,338.29 |
| 1 NEW | MAINTENANCE | Heavy Equipment Mechanic I | G | \$ 14.61 | 15,195.50 | 4,165.09 | 247.13 | 93.21 | 220.33 | 841.49 | 112.97 | 20,875.72 |
| 1 8114 | MAINTENANCE | Planner Work Coordinator | I | \$ 17.80 | 18,510.00 | 5,073.59 | 247.13 | 93.21 | 268.40 | 841.49 | 112.97 | 25,146.79 |
| 1 9310 | MAINTENANCE | Preventive Maint. Mechanic | I | \$ 17.98 | 18,695.00 | 5,124.30 | 247.13 | 93.21 | 271.08 | 841.49 | 112.97 | 25,385.18 |
| 1 9309 | MAINTENANCE | Preventive Maint. Mechanic | I | \$ 17.98 | 18,695.00 | 5,124.30 | 247.13 | 93.21 | 271.08 | 841.49 | 112.97 | 25,385.18 |
| 1 9316 | MAINTENANCE | Preventive Maint. Mechanic | I | \$ 17.98 | 18,695.00 | 5,124.30 | 247.13 | 93.21 | 271.08 | 841.49 | 112.97 | 25,385.18 |
| 1 NEW | MAINTENANCE | Preventive Maint. Mechanic | I | \$ 17.98 | 18,695.00 | 5,124.30 | 247.13 | 93.21 | 271.08 | 841.49 | 112.97 | 25,385.18 |
| 1 9303 | MAINTENANCE | Preventive Maint. Mechanic | J | \$ 22.67 | 23,578.50 | 6,462.87 | 247.13 | 93.21 | 341.89 | 841.49 | 112.97 | 31,678.06 |
| 1 9401 | MAINTENANCE | Preventive Maint. Mechanic Leader | J | \$ 22.67 | 23,578.50 | 6,462.87 | 247.13 | 93.21 | 341.89 | 841.49 | 112.97 | 31,678.06 |
| 1 NEW | MAINTENANCE | Welder I | J | \$ 4.00 | 4,160.00 | 1,140.26 | 247.13 | 93.21 | 60.32 | 841.49 | 112.97 | 6,655.38 |
| 1 438 | PORT POLICE | Port Police II | I | \$ 21.29 | 22,140.50 | 6,068.71 | 247.13 | 93.21 | 321.04 | 841.49 | 112.97 | 29,825.05 |
| 1 NEW | PORT POLICE | Port Police I | G | \$ 15.36 | 15,970.50 | 4,377.51 | 247.13 | 93.21 | 231.57 | 841.49 | 112.97 | 21,874.39 |
| 1 NEW | PORT POLICE | Port Police I | G | \$ 15.36 | 15,970.50 | 4,377.51 | 247.13 | 93.21 | 231.57 | 841.49 | 112.97 | 21,874.39 |
| 1 435 | PORT POLICE | Security Guard (Armed) | E | \$ 12.20 | 12,684.00 | 3,476.88 | 247.13 | 93.21 | 183.92 | 841.49 | 112.97 | 17,639.40 |
| 1 435 | PORT POLICE | Security Guard (Armed) | E | \$ 12.20 | 12,684.00 | 3,476.88 | 247.13 | 93.21 | 183.92 | 841.49 | 112.97 | 17,639.40 |
| 1 482 | PORT POLICE | Security Guard (Armed) | E | \$ 12.20 | 12,684.00 | 3,476.88 | 247.13 | 93.21 | 183.92 | 841.49 | 112.97 | 17,639.40 |
| 1 420 | PORT POLICE | Port Police II | I | \$ 21.29 | 22,140.50 | 6,068.71 | 247.13 | 93.21 | 321.04 | 841.49 | 112.97 | 29,825.05 |
| 1 439 | PORT POLICE | Port Police II | I | \$ 21.29 | 22,140.50 | 6,068.71 | 247.13 | 93.21 | 321.04 | 841.49 | 112.97 | 29,825.05 |
| 1 2202 | PROCUREMENT/SUPPLY | Supply Technician II | E | \$ 12.95 | 13,464.00 | 3,690.48 | 247.13 | 93.21 | 195.23 | 841.49 | 112.97 | 18,644.51 |
| 1 4222 | STEVEDORE | Stevedore | F | \$ 14.24 | 14,810.50 | 4,059.56 | 247.13 | 93.21 | 214.75 | 841.49 | 112.97 | 20,378.61 |
| 1 4307 | STEVEDORE | Stevedore | F | \$ 14.24 | 14,810.50 | 4,059.56 | 247.13 | 93.21 | 214.75 | 841.49 | 112.97 | 20,378.61 |
| 1 4337 | STEVEDORE | Stevedore | F | \$ 14.24 | 14,810.50 | 4,059.56 | 247.13 | 93.21 | 214.75 | 841.49 | 112.97 | 20,378.61 |
| 1 4326 | STEVEDORE | Stevedore | F | \$ 14.24 | 14,810.50 | 4,059.56 | 247.13 | 93.21 | 214.75 | 841.49 | 112.97 | 20,378.61 |
| 1 4306 | STEVEDORE | Stevedore Casual | F | \$ 14.24 | 14,810.50 | 4,059.56 | 247.13 | 93.21 | 214.75 | 841.49 | 112.97 | 20,378.61 |
| 1 4327 | STEVEDORE | Stevedore Casual | F | \$ 14.24 | 14,810.50 | 4,059.56 | 247.13 | 93.21 | 214.75 | 841.49 | 112.97 | 20,378.61 |
| 1 4343 | STEVEDORE | Stevedore Casual | F | \$ 14.24 | 14,810.50 | 4,059.56 | 247.13 | 93.21 | 214.75 | 841.49 | 112.97 | 20,378.61 |
| 1 4359 | STEVEDORE | Stevedore Casual | F | \$ 14.24 | 14,810.50 | 4,059.56 | 247.13 | 93.21 | 214.75 | 841.49 | 112.97 | 20,378.61 |
| 1 NEW | STEVEDORE | Stevedore Casual | F | \$ 14.24 | 14,810.50 | 4,059.56 | 247.13 | 93.21 | 214.75 | 841.49 | 112.97 | 20,378.61 |
| 1 NEW | STEVEDORE | Stevedore Casual | F | \$ 14.24 | 14,810.50 | 4,059.56 | 247.13 | 93.21 | 214.75 | 841.49 | 112.97 | 20,378.61 |
| 1 NEW | STEVEDORE | Stevedore Casual | F | \$ 14.24 | 14,810.50 | 4,059.56 | 247.13 | 93.21 | 214.75 | 841.49 | 112.97 | 20,378.61 |
| 1 NEW | STEVEDORE | Stevedore Casual | F | \$ 14.24 | 14,810.50 | 4,059.56 | 247.13 | 93.21 | 214.75 | 841.49 | 112.97 | 20,378.61 |
| 1 NEW | STEVEDORE | Stevedore Casual | F | \$ 14.24 | 14,810.50 | 4,059.56 | 247.13 | 93.21 | 214.75 | 841.49 | 112.97 | 20,378.61 |
| 1 NEW | STEVEDORE | Stevedore Casual | F | \$ 14.24 | 14,810.50 | 4,059.56 | 247.13 | 93.21 | 214.75 | 841.49 | 112.97 | 20,378.61 |
| 1 4353 | STEVEDORE | Stevedore Casual | F | \$ 14.24 | 14,810.50 | 4,059.56 | 247.13 | 93.21 | 214.75 | 841.49 | 112.97 | 20,378.61 |
| 1 4356 | STEVEDORE | Stevedore Casual | F | \$ 14.24 | 14,810.50 | 4,059.56 | 247.13 | 93.21 | 214.75 | 841.49 | 112.97 | 20,378.61 |
| 1 4351 | STEVEDORE | Stevedore Casual | F | \$ 14.24 | 14,810.50 | 4,059.56 | 247.13 | 93.21 | 214.75 | 841.49 | 112.97 | 20,378.61 |
| 1 4352 | STEVEDORE | Stevedore Casual | F | \$ 14.24 | 14,810.50 | 4,059.56 | 247.13 | 93.21 | 214.75 | 841.49 | 112.97 | 20,378.61 |
| 1 4354 | STEVEDORE | Stevedore Casual | F | \$ 14.24 | 14,810.50 | 4,059.56 | 247.13 | 93.21 | 214.75 | 841.49 | 112.97 | 20,378.61 |
| 1 4357 | STEVEDORE | Stevedore Casual | F | \$ 14.24 | 14,810.50 | 4,059.56 | 247.13 | 93.21 | 214.75 | 841.49 | 112.97 | 20,378.61 |
| 1 4405 | STEVEDORE | Rigger | G | \$ 15.51 | 16,130.50 | 4,421.37 | 247.13 | 93.21 | 233.89 | 841.49 | 112.97 | 22,080.56 |
| 1 5309 | TERMINAL | Cargo Checker | G | \$ 14.61 | 15,195.50 | 4,165.09 | 247.13 | 93.21 | 220.33 | 841.49 | 112.97 | 20,875.72 |
| 1 NEW | TERMINAL | Vessel Planner | | \$ 3.66 | 3,810.50 | 1,044.46 | 247.13 | 93.21 | 55.25 | 841.49 | 112.97 | 6,205.01 |
| 1 NEW | TERMINAL | Vessel Planner | | \$ 3.66 | 3,810.50 | 1,044.46 | 247.13 | 93.21 | 55.25 | 841.49 | 112.97 | 6,205.01 |
| 1 NEW | TERMINAL | Vessel Planner | | \$ 3.66 | 3,810.50 | 1,044.46 | 247.13 | 93.21 | 55.25 | 841.49 | 112.97 | 6,205.01 |
| 1 NEW | TERMINAL | Vessel Planner | | \$ 3.66 | 3,810.50 | 1,044.46 | 247.13 | 93.21 | 55.25 | 841.49 | 112.97 | 6,205.01 |
| 1 6336 | TRANSPORTATION | Equipment Operator III | I | \$ 18.34 | 19,071.00 | 5,227.36 | 247.13 | 93.21 | 276.53 | 841.49 | 112.97 | 25,889.69 |
| 1 6366 | TRANSPORTATION | Equipment Operator II | G | \$ 14.76 | 15,347.50 | 4,208.75 | 247.13 | 93.21 | 222.54 | 841.49 | 112.97 | 21,071.59 |
| 1 6342 | TRANSPORTATION | Equipment Operator II | G | \$ 14.76 | 15,347.50 | 4,208.75 | 247.13 | 93.21 | 222.54 | 841.49 | 112.97 | 21,071.59 |
| 1 6413 | TRANSPORTATION | Equipment Operator II Casual | G | \$ 14.76 | 15,347.50 | 4,208.75 | 247.13 | 93.21 | 222.54 | 841.49 | 112.97 | 21,071.59 |

FY-2017
PROPOSED
VACANT
POSITION LISTING
MID-YEAR

| Position Number | NAME | POSITION TITLE | | Hourly Rate | Annual Income | RET-DC | RET-DBI | LIFE | MEDICARE | MEDICAL AVERAGE | DENTAL AVERAGE | TOTAL |
|-----------------|------|----------------|------------------------------|---------------|---------------|----------|---------|----------|----------|-----------------|----------------|--------------|
| 1 | 6412 | TRANSPORTATION | Equipment Operator II-Casual | G 2C \$ 14.76 | 15,347.50 | 4,206.75 | 247.13 | | 222.54 | | | 20,023.92 |
| 1 | 6367 | TRANSPORTATION | Equipment Operator II-Casual | G 2C \$ 14.76 | 15,347.50 | 4,206.75 | 247.13 | | 222.54 | | | 20,023.92 |
| 1 | 6414 | TRANSPORTATION | Equipment Operator II-Casual | G 2C \$ 14.76 | 15,347.50 | 4,206.75 | 247.13 | | 222.54 | | | 20,023.92 |
| 61 | | | | | 15,347.50 | 4,206.75 | 247.13 | 4,994.37 | 1,119.80 | 39,129.95 | 5,253.11 | 1,372,486.56 |

UNFUNDED 2017

| | | | | | | | | | | | | |
|------|-------------------------|----------------------------------|------|----------|--|--|--|--|--|--|--|--|
| 7106 | COMMERCIAL | Commercial Specialist I | J 1C | \$ 21.15 | | | | | | | | |
| 8305 | FACILITY | Carpenter I | G 2B | \$ 14.61 | | | | | | | | |
| 8308 | FACILITY | Carpenter I | G 2B | \$ 14.61 | | | | | | | | |
| 1452 | FINANCE | Accountant III | L 2A | \$ 32.34 | | | | | | | | |
| NEW | FINANCE | Tariff Administrator | M 1C | \$ 34.88 | | | | | | | | |
| 945 | FINANCE | Tariff Technician | I 3C | \$ 19.08 | | | | | | | | |
| 621 | GENERAL ADMINISTRATION | Clerk III | E 1A | \$ 11.49 | | | | | | | | |
| 110 | GENERAL MANAGERS OFFICE | Executive Secretary | | \$ - | | | | | | | | |
| 803 | HUMAN RESOURCES | Personnel Specialist III | K 1B | \$ 26.38 | | | | | | | | |
| NEW | INFORMATION TECHNOLOGY | IT Security Technician | | \$ - | | | | | | | | |
| 1001 | INFORMATION TECHNOLOGY | Systems Programmer | K 5C | \$ 31.24 | | | | | | | | |
| NEW | MAINTENANCE | Crane Maintenance Superintendent | | \$ - | | | | | | | | |
| 9001 | MARKETING | Administrative Assistant | H 2A | \$ 16.49 | | | | | | | | |
| 204 | PLANNING | Planner IV | L 2A | \$ 32.34 | | | | | | | | |
| 2000 | PROCUREMENT/SUPPLY | Procurement & Supply Manager | N 1D | \$ 38.40 | | | | | | | | |
| 4002 | STEVEDORE | Supply Supervisor | I 5A | \$ 20.26 | | | | | | | | |
| 4402 | STEVEDORE | Administrative Assistant | H 2A | \$ 16.49 | | | | | | | | |
| 5003 | TERMINAL | Rigger | G 3D | \$ 15.51 | | | | | | | | |
| NEW | TERMINAL | Planner Work Coordinator | I 1D | \$ 17.80 | | | | | | | | |
| | | Cargo Checker Supervisor | J 5C | \$ 24.80 | | | | | | | | |

| | | | | | | | | | | | | |
|---|------|--------------------|----------------------------------|------|----------|--|--|--|--|--|--|--|
| 1 | 600 | CORPORATE SERVICES | Corporate Services Manager | P 1D | \$ 50.33 | | | | | | | |
| 1 | 905 | FINANCE | Financial Affairs Controller | N 3B | \$ 40.76 | | | | | | | |
| 1 | 924 | FINANCE | Accountant II | K 1B | \$ 26.38 | | | | | | | |
| 1 | 800 | HUMAN RESOURCES | Personnel Services Administrator | N 2D | \$ 39.86 | | | | | | | |
| 1 | 807 | HUMAN RESOURCES | Personnel Specialist IV | L 2A | \$ 32.34 | | | | | | | |
| 1 | 2104 | PROCUREMENT/SUPPLY | Buyer II | G 4A | \$ 15.66 | | | | | | | |
| 1 | 1602 | SAFETY | Planner Work Coordinator | I 1D | \$ 17.80 | | | | | | | |
| 1 | 562 | MARKETING | Port Marketing Administrator | N 2C | \$ 39.56 | | | | | | | |
| 1 | 563 | MARKETING | Program Coordinator IV | L 2A | \$ 32.34 | | | | | | | |
| 1 | 432 | PORT POLICE | Port Police Supervisor | K 5D | \$ 31.55 | | | | | | | |
| 1 | 433 | PORT POLICE | Port Police II | I 6B | \$ 21.29 | | | | | | | |

| | | | | | | | | | | | | |
|----|--|--|--|--|-----------|---------|--------|-------|--------|--------|-------|-----------|
| 62 | | | | | 1,014,731 | 278,138 | 18,187 | 4,334 | 14,714 | 39,129 | 5,253 | 1,372,486 |
|----|--|--|--|--|-----------|---------|--------|-------|--------|--------|-------|-----------|

**FY-2017
PROPOSED
FUNDING PATTERN
MID-YEAR**

| | Position Number | NAME | POSITION TITLE | Hourly Rate | Annual Income | P | RET-DB 0.27 | RET-DC 0.27 | RET-DOI 19.01 | LIFE 7.17 | MEDICARE 0.01 | MEDICAL | DENTAL | TOTAL |
|--|--------------------------------|-------------------------------|---------------------------------|-------------|---------------|---|-------------|-------------|---------------|-----------|---------------|-----------|----------|------------|
| | GENERAL MANAGER'S OFFICE (101) | | | | | | | | | | | | | |
| | 100 | BROWN, JOANNE M. | General Manager | \$ 75.46 | 156,556.80 | Y | | 43,021.86 | 484.26 | 186.42 | 2,275.87 | 1,805.96 | 239.46 | 204,680.63 |
| | 113 | PANGOLIN, FELIX R. | Deputy General Manager | \$ 62.67 | 130,353.60 | Y | | 35,729.92 | 484.26 | 186.42 | 1,890.13 | - | - | 166,654.33 |
| | 500 | DUENAS, FELIXBERTO ALFREDO | Deputy General Manager | \$ 56.18 | 116,554.40 | Y | | 32,029.78 | 484.26 | 186.42 | 1,694.98 | - | - | 151,250.26 |
| | 530 | DUENAS, MARGARET N. | Administrative Services Officer | \$ 33.42 | 69,513.60 | Y | | 19,653.68 | 494.26 | 186.42 | 1,007.95 | 1,805.96 | 239.46 | 82,301.32 |
| | 564 | SANTOS, FRANK B. | Program Coordinator IV | \$ 33.99 | 70,689.20 | Y | 19,378.65 | | | 186.42 | 1,025.14 | 2,472.86 | 223.08 | 83,985.35 |
| | 1110 | VACANT | Executive Secretary | \$ 14.91 | 31,016.00 | | 19,378.65 | 129,835.25 | 1,977.04 | 932.10 | 7,893.48 | 6,064.78 | 702.00 | 711,180.90 |
| | HARBOR MASTER (121) | | | | | | | | | | | | | |
| | 301 | VATAR, CHARLENE R.S. | Assistant Harbor Master | \$ 37.55 | 78,104.00 | Y | 21,409.31 | | | 186.42 | 1,132.51 | 2,472.86 | 223.08 | 103,527.17 |
| | 1302 | CRUZ, SONIA L. | Administrative Officer | \$ 23.99 | 49,689.20 | Y | 13,677.37 | | | 186.42 | 723.54 | 6,234.02 | 403.26 | 71,123.81 |
| | 1314 | SABLAN, FRANK J. | Marine Traffic Controller | \$ 33.75 | 70,200.00 | Y | | 19,241.82 | 484.26 | 186.42 | 1,017.90 | - | - | 91,140.40 |
| | 1313 | CRUZ, PETER R. | Marine Traffic Controller | \$ 28.50 | 59,280.00 | Y | | 16,248.65 | 484.26 | 186.42 | 859.56 | - | - | 77,088.89 |
| | 1316 | AGUION, HELEN | Marine Traffic Controller | \$ 26.65 | 55,848.00 | Y | | 15,307.94 | 484.26 | 186.42 | 809.80 | 2,472.86 | 223.08 | 75,342.35 |
| | 1315 | SANDERS, ANTHONY Q. | Marine Traffic Controller | \$ 27.94 | 58,115.20 | Y | | 15,829.38 | 484.26 | 186.42 | 842.87 | 1,567.93 | - | 75,587.93 |
| | 13110 | CRUZ, JOVONNE | Marine Traffic Controller | \$ 23.36 | 48,568.80 | Y | | 13,318.18 | 484.26 | 186.42 | 704.54 | 4,488.64 | 288.22 | 69,078.07 |
| | 1312 | QUINATA, JESSICA R. | Marine Traffic Controller | \$ 22.00 | 45,760.00 | Y | | 12,582.82 | 484.26 | 186.42 | 663.52 | 59,647.02 | 296.22 | 59,647.02 |
| | 1320 | CHARQUALAF, EDUARDO Q. | Marine Traffic Controller | \$ 20.94 | 43,555.20 | Y | | 11,938.48 | 484.26 | 186.42 | 631.95 | 2,145.00 | 296.22 | 59,246.13 |
| | 1311 | TOVES, BENJAMIN A. | Marine Traffic Controller | \$ 20.94 | 43,555.20 | Y | | 11,938.48 | 484.26 | 186.42 | 631.95 | 4,488.64 | 296.22 | 61,592.71 |
| | 1317 | SALAS, CHRISTOPHER P. | Marine Traffic Controller | \$ 22.45 | 46,696.00 | Y | | 12,799.37 | 484.26 | 186.42 | 677.09 | 2,472.86 | 223.08 | 63,548.09 |
| | 300 | VACANT | Harbor Master | \$ 37.27 | 77,515.00 | | 35,085.68 | 150,511.98 | 4,942.60 | 2,237.04 | 9,818.19 | 1,682.98 | 223.94 | 102,475.43 |
| | | | | | 677,116.60 | | | | | | | 26,457.86 | 2,193.10 | 908,365.05 |
| | PORT POLICE DIVISION (122) | | | | | | | | | | | | | |
| | 400 | AGUIERO, DORIS C. | Port Police Chief | \$ 50.73 | 105,518.40 | Y | | 28,922.59 | 484.26 | 186.42 | 1,530.02 | 2,472.86 | 223.08 | 139,347.63 |
| | 1401 | ROBERTO, CHRISTOPHER A. | Assistant Port Police Chief | \$ 39.07 | 81,265.60 | Y | | 22,274.80 | 484.26 | 186.42 | 1,178.35 | 2,472.86 | 223.08 | 108,055.47 |
| | 1103 | AGUION, FRANCES C. | Administrative Officer | \$ 25.21 | 52,436.80 | Y | | 14,372.93 | 484.26 | 186.42 | 760.33 | 3,172.80 | 239.46 | 72,882.80 |
| | 1202 | TALEIRON, MARIE B. | Administrative Assistant | \$ 26.05 | 54,104.00 | Y | 14,281.71 | | | 186.42 | 755.57 | 4,488.64 | 296.22 | 72,114.49 |
| | 1710 | LULAN, FRANK V. | Program Coordinator III | \$ 26.38 | 54,870.40 | Y | | 15,039.98 | 484.26 | 186.42 | 755.62 | 2,472.86 | 233.08 | 74,082.62 |
| | 1937 | CRUZ, PAUL A. | Program Coordinator II | \$ 24.31 | 50,564.80 | Y | | 13,241.9 | 484.26 | 186.42 | 733.19 | 1,320.02 | 223.08 | 67,381.59 |
| | 1410 | AGUION, FRANKIE C. | Port Police Supervisor | \$ 40.07 | 83,345.60 | Y | | 22,855.81 | 484.26 | 186.42 | 1,208.51 | 6,234.02 | 403.26 | 114,171.10 |
| | 1413 | CAMACHO JR., HIGINIO N. | Port Police Supervisor | \$ 39.28 | 81,702.40 | Y | | 22,364.63 | 484.26 | 186.42 | 1,184.68 | 6,234.02 | 403.26 | 112,599.67 |
| | 1412 | FLORES, JESSE B. | Port Police Supervisor | \$ 36.63 | 76,190.40 | Y | 20,883.79 | | | 186.42 | 1,104.76 | 6,234.02 | 403.26 | 105,002.85 |
| | 1411 | ESPLANA, DAVID B. JR. | Port Police Supervisor | \$ 31.55 | 65,624.00 | Y | | 17,987.54 | 484.26 | 186.42 | 951.55 | 3,772.60 | 238.48 | 89,255.83 |
| | 1422 | AGUION, JONATHAN L. | Port Police II | \$ 24.47 | 50,937.60 | Y | | 13,951.03 | 484.26 | 186.42 | 403.26 | 6,234.02 | 403.26 | 72,166.59 |
| | 1460 | CABRERA, ANGEL A.M. | Port Police II | \$ 24.23 | 50,398.40 | Y | | 13,814.20 | 484.26 | 186.42 | 449.64 | 2,980.90 | 298.22 | 69,680.14 |
| | 1203 | GABRIEL, ALBERT A. | Port Police II | \$ 23.99 | 49,689.20 | Y | | 13,617.37 | 484.26 | 186.42 | 403.26 | 2,472.86 | 223.08 | 67,441.41 |
| | 1215 | QUICHOCHO-CRUZ, JOY R. | Port Police II | \$ 21.57 | 57,345.60 | Y | | 15,718.43 | 484.26 | 186.42 | 723.54 | 2,472.86 | 223.08 | 76,440.65 |
| | 1426 | REYES, THERESA R. | Port Police II | \$ 23.99 | 49,689.20 | Y | | 13,677.37 | 484.26 | 186.42 | 807.08 | 2,980.90 | 403.26 | 86,384.95 |
| | 1452 | SALAS, ERIC J. | Port Police II | \$ 26.76 | 55,660.80 | Y | 15,256.63 | | | 186.42 | 807.08 | 2,980.90 | 403.26 | 76,295.09 |
| | 1454 | SAN NICOLAS, FRANK J. | Port Police II | \$ 24.23 | 50,398.40 | Y | | 13,814.20 | 484.26 | 186.42 | 730.78 | 6,234.02 | 403.26 | 72,261.34 |
| | 1428 | SANCHEZ, JERRY D. | Port Police II | \$ 27.03 | 56,222.40 | Y | 15,410.58 | | | 186.42 | 815.22 | 2,980.90 | 403.26 | 78,018.76 |
| | 1458 | SANDLIN, JAMES A. | Port Police II | \$ 23.52 | 48,921.60 | Y | | 13,409.41 | 484.26 | 186.42 | 708.36 | 6,234.02 | 403.26 | 70,358.33 |
| | 1436 | FRANQUEZ, MICHAEL A.P | Port Police I | \$ 16.30 | 33,906.00 | Y | | 9,293.63 | 484.26 | 186.42 | 491.64 | 1,320.02 | 223.08 | 45,915.05 |
| | 1465 | DUENAS, KESHA ANN F. | Port Police I | \$ 16.30 | 33,906.00 | Y | | 9,293.63 | 484.26 | 186.42 | 491.64 | 1,320.02 | 223.08 | 45,915.05 |
| | 1428 | GORGAN, CHELSIE R. | Port Police I | \$ 15.36 | 31,848.00 | Y | | 8,767.17 | 484.26 | 186.42 | 483.26 | 1,320.02 | 223.08 | 44,293.12 |
| | 1421 | QUINATA, BENNY M. | Security Guard (Armed) | \$ 21.72 | 45,177.60 | Y | | 12,363.18 | 484.26 | 186.42 | 655.06 | 3,172.60 | 239.46 | 62,008.60 |
| | 455 | LATINA, RONALD E. | Security Guard (Armed) | \$ 22.16 | 46,092.80 | Y | | 12,634.04 | 484.26 | 186.42 | 684.86 | 6,234.02 | 403.26 | 66,044.80 |
| | 454 | AYIMA, RODNEY F. | Security Guard (Armed) | \$ 14.73 | 30,638.40 | Y | | 8,367.99 | 484.26 | 186.42 | 444.26 | - | - | 40,161.32 |
| | 1442 | DUENAS, GERARD M. | Security Guard (Armed) | \$ 17.62 | 36,649.60 | Y | | 10,045.66 | 484.26 | 186.42 | 531.42 | 2,472.86 | 223.08 | 47,507.35 |
| | 1443 | MOVIDA, DARYL M. | Security Guard (Armed) | \$ 12.82 | 26,145.60 | Y | | 7,166.51 | 484.26 | 186.42 | 379.11 | 3,707.84 | - | 33,380.19 |
| | 1467 | TINGINGAD, ALEX L. | Security Guard (Armed) | \$ 12.82 | 26,376.00 | Y | | 7,308.05 | 484.26 | 186.42 | 387.95 | 3,382.19 | 298.22 | 33,824.19 |
| | 1480 | LEON GUERRERO, JUNILLE ROBINS | Security Guard (Armed) | \$ 12.57 | 26,145.60 | Y | | 7,168.51 | 484.26 | 186.42 | 379.11 | 1,320.02 | - | 35,691.92 |
| | 1461 | DEILON, WAYNE K. | Security Guard (Armed) | \$ 16.60 | 34,534.00 | Y | | 9,465.77 | 484.26 | 186.42 | 500.74 | 1,320.02 | - | 46,501.21 |
| | 1424 | MAURER, KYLIE R. | Security Guard (Armed) | \$ 12.60 | 25,376.00 | Y | | 6,955.58 | 484.26 | 186.42 | 387.95 | 2,472.86 | 223.08 | 38,076.13 |
| | 1468 | UNTALAN, DAVID JOHN | Security Guard (Armed) | \$ 12.20 | 25,376.00 | Y | | 6,955.58 | 484.26 | 186.42 | 387.95 | 2,472.86 | 223.08 | 38,076.13 |
| | 1456 | DUENAS, NATHAN G. B. | Security Guard (Armed) | \$ 12.20 | 25,376.00 | Y | | 6,955.58 | 484.26 | 186.42 | 387.95 | 2,472.86 | 223.08 | 38,076.13 |
| | 1492 | RABAGO, ROSE M. | Clerk III (LTD) | \$ 21.29 | 44,281.00 | | | 12,137.42 | 484.26 | 186.42 | 642.07 | 1,682.98 | 223.94 | 59,650.10 |
| | 1439 | VACANT | Port Police II | \$ 21.29 | 44,281.00 | | | 12,137.42 | 484.26 | 186.42 | 642.07 | 1,682.98 | 223.94 | 59,650.10 |
| | 1438 | VACANT | Port Police II | \$ 21.29 | 44,281.00 | | | 12,137.42 | 484.26 | 186.42 | 642.07 | 1,682.98 | 223.94 | 59,650.10 |
| | 1 NEW | VACANT | Port Police I | \$ 15.36 | 31,941.00 | | | 8,755.03 | 484.26 | 186.42 | 463.14 | 1,882.98 | 223.94 | 43,746.77 |
| | 1435 | VACANT | Port Police I | \$ 15.36 | 31,941.00 | | | 8,755.03 | 484.26 | 186.42 | 463.14 | 1,882.98 | 223.94 | 43,746.77 |
| | 1482 | VACANT | Security Guard (Armed) | \$ 12.60 | 25,368.00 | | | 6,953.37 | 484.26 | 186.42 | 387.84 | 1,882.98 | 223.94 | 43,746.77 |
| | 1482 | VACANT | Security Guard (Armed) | \$ 12.60 | 25,368.00 | | | 6,953.37 | 484.26 | 186.42 | 387.84 | 1,882.98 | 223.94 | 43,746.77 |
| | 1 NEW | VACANT | Security Guard (Armed) | \$ 12.20 | 25,368.00 | | | 6,953.37 | 484.26 | 186.42 | 387.84 | 1,882.98 | 223.94 | 43,746.77 |
| | 1433 | VACANT | Port Police II | \$ 31.55 | 65,634.00 | | | 15,039.98 | 484.26 | 186.42 | 733.19 | 1,320.02 | 223.08 | 67,381.59 |
| | 1432 | VACANT | Port Police II | \$ 31.55 | 65,634.00 | | | 15,039.98 | 484.26 | 186.42 | 733.19 | 1,320.02 | 223.08 | 67,381.59 |

**FY-2017
PROPOSED
STAFFING PATTERN
MID-YEAR**

| Position Number | NAME | POSITION TITLE | Hourly Rate | Annual Income | P | C | RET-DB 0.27 | RET-DC 0.27 | RET-ODI 19.01 | LIFE 7.17 | MEDICARE 0.01 | MEDICAL | DENTAL | TOTAL |
|-----------------|------|------------------------------------|-------------------------------------|---------------|------------|---|-------------|-------------|---------------|-----------|---------------|------------|-----------|--------------|
| 43 | | | | 2,029,320.00 | - | | 65,832.68 | 460,276.23 | 18,781.88 | 7,829.64 | 24,139.19 | 122,337.28 | 10,608.52 | 2,629,210.42 |
| | | SAFETY DIVISION (123) | | | | | | | | | | | | |
| 1 | 350 | ACFALAS VINCENT T. | Safety Administrator | 32.67 | 67,953.60 | Y | | | 494.26 | 186.42 | 985.33 | 2,472.86 | 223.08 | 89,245.69 |
| 1 | 354 | SALAS PAUL R. | Safety Inspector III | 31.70 | 65,936.00 | Y | | | 494.26 | 186.42 | 956.07 | 2,472.86 | 223.08 | 87,847.49 |
| 1 | 356 | SANTOS JOHN T. | Safety Inspector II | 16.96 | 35,276.80 | Y | | | 494.26 | 186.42 | 511.51 | 2,472.86 | 223.08 | 48,834.30 |
| 1 | 4227 | CANDOLETA JOSHUA V. | Safety Inspector II | 16.96 | 35,276.80 | Y | | | 494.26 | 186.42 | 511.51 | 2,472.86 | 223.08 | 48,834.30 |
| 1 | 359 | SANTOS KENNETH A. | Safety Inspector II | 16.96 | 35,276.80 | Y | | | 494.26 | 186.42 | 511.51 | 2,472.86 | 223.08 | 48,834.30 |
| 1 | 360 | SANTOS PAUL B. | Environmental Compliance Specialist | 21.15 | 43,992.00 | Y | | | 494.26 | 186.42 | 637.88 | 6,234.02 | 403.26 | 64,006.05 |
| 1 | 1602 | VACANT | Planner Work Coordinator | 17.80 | 37,020.00 | | | | | | | | | |
| | | | | 320,732.00 | | | 18,073.06 | 59,692.40 | 2,471.30 | 1,118.52 | 4,113.82 | 17,425.20 | 1,311.96 | 387,918.26 |
| 7 | | | | | | | | | | | | | | |
| | | PLANNING DIVISION (145) | | | | | | | | | | | | |
| 1 | 537 | HARRIS DOROTHY P. | Chief Planner | 51.75 | 107,640.00 | | | | | | | | | 137,330.54 |
| 1 | 705 | PEREZ DORA J.C. | Planner IV | 39.86 | 82,908.80 | Y | | | 494.26 | 186.42 | 1,202.18 | - | - | 107,516.96 |
| 1 | 107 | JAVELANA III JOSE G. | Planner IV | 39.47 | 82,097.60 | Y | | | 494.26 | 186.42 | 1,180.42 | - | - | 106,471.65 |
| 1 | 102 | IZAMA-ACOSTA DONNA A. | Planner IV | 40.26 | 83,740.80 | Y | | | 494.26 | 186.42 | 1,214.24 | 2,980.90 | 403.26 | 111,973.23 |
| 1 | 931 | PAULINO HERMAN T. | Planner IV (LTD) | | | | | | | | | | | |
| 1 | 204 | VACANT | Planner IV | 32.34 | | | | | | | | | | |
| | | | | 356,387.20 | | | 29,504.12 | 68,181.61 | 1,482.78 | 745.68 | 3,606.83 | 2,980.90 | 403.26 | 463,292.39 |
| 5 | | | | | | | | | | | | | | |
| | | MARKETING/PIO OFFICE (150) | | | | | | | | | | | | |
| 1 | 541 | PEREZ PERRY A. | Program Coordinator II | 21.15 | 43,992.00 | Y | | | 476.40 | 186.42 | 637.88 | 1,320.02 | 223.08 | 58,896.01 |
| 1 | 9001 | VACANT | Administrative Assistant | 16.49 | 34,303.00 | | | | | | | | | |
| 1 | 582 | VACANT | Port Marketing Administrator | 39.56 | 82,284.00 | | | | | | | | | |
| 1 | 563 | VACANT | Program Coordinator IV | 32.34 | 67,275.00 | | | | | | | | | |
| | | | | 227,854.00 | | | | | 476.40 | 186.42 | 637.88 | 1,320.02 | 223.08 | 58,896.01 |
| 3 | | | | | | | | | | | | | | |
| | | OPERATIONS DEPARTMENT (300) | | | | | | | | | | | | |
| 1 | 3001 | SANTOS JOHN B. | Operations Manager | 63.91 | 132,932.80 | | | | | | | | | 169,556.10 |
| 1 | 3009 | CALVO KENNETH L. | Assistant Operations Manager | 48.06 | 95,804.80 | Y | | | 494.26 | 186.42 | 1,389.17 | 2,472.86 | 223.08 | 128,830.69 |
| 1 | 5001 | UNITAJAN JENNIE C. | Administrative Officer | 27.03 | 56,222.40 | Y | | | 494.26 | 186.42 | 819.22 | - | - | 73,128.86 |
| 1 | 708 | QUINTANILLA KENNETH J. | Administrative Assistant | 20.73 | 43,118.40 | | | | | | | | | 62,386.07 |
| 1 | 3005 | BOBIA JUAN C. | Planner III | 35.56 | 73,964.80 | Y | | | 494.26 | 186.42 | 1,072.49 | 6,234.02 | 403.26 | 95,991.72 |
| 1 | 3008 | CASUPANG RHODA B. | Planner Work Coordinator | 20.06 | 41,724.80 | Y | | | 494.26 | 186.42 | 605.01 | 6,234.02 | 403.26 | 61,084.54 |
| | | | | 443,769.00 | | | 48,255.63 | 73,381.17 | 1,971.04 | 1,118.52 | 4,507.11 | 14,940.90 | 1,029.60 | 588,977.98 |
| 6 | | | | | | | | | | | | | | |
| | | STEVEDORE DIVISION (310) | | | | | | | | | | | | |
| 1 | 4000 | PINAJULA SIMON S. | Stevedoring Superintendent | 50.23 | 104,478.40 | Y | | | 494.26 | 186.42 | 1,514.94 | - | - | 135,311.55 |
| 1 | 4003 | QUINATA CORRIANA H. C. | Planner Work Coordinator | 21.72 | 45,177.60 | Y | | | 494.26 | 186.42 | 655.08 | 3,772.60 | 239.46 | 62,908.60 |
| 1 | 4002 | VACANT | Administrative Assistant | 16.49 | 34,303.00 | | | | | | | | | |
| | | | | 183,959.00 | | | | | 988.52 | 372.84 | 2,170.01 | 3,772.60 | 239.46 | 198,220.14 |
| 2 | | | | | | | | | | | | | | |
| | | CARGO HANDLING (312) | | | | | | | | | | | | |
| 1 | 4102 | TOPASNA JINOR D.N. | Stevedore Supervisor II | 30.63 | 63,710.40 | | | | | | | | | |
| 1 | 4100 | ALVAREZ PATRICK E. | Stevedore Supervisor II | 29.14 | 60,611.20 | Y | | | 494.26 | 186.42 | 878.86 | 3,772.60 | 239.46 | 82,796.33 |
| 1 | 4105 | BLAS ANTHONY M. | Stevedore Supervisor I | 30.56 | 63,564.80 | | | | | | | | | 86,882.88 |
| 1 | 4104 | BOBIA JOHN G. | Stevedore Supervisor I | 29.96 | 62,316.80 | Y | | | 494.26 | 186.42 | 921.69 | 2,472.86 | 223.08 | 82,774.45 |
| 1 | 4107 | TOPASNA REED K.S. | Stevedore Supervisor I | 24.85 | 51,064.00 | Y | | | 494.26 | 186.42 | 733.19 | 6,234.02 | 403.26 | 73,119.03 |
| 1 | 4108 | MEERS ROBERT L. | Stevedore Supervisor I | 24.31 | 50,564.80 | Y | | | 494.26 | 186.42 | 770.59 | 2,472.86 | 223.08 | 69,850.94 |
| 1 | 4200 | DVASCOS RICHARD A.S. | Stevedore Supervisor I | 25.55 | 53,144.00 | | | | | | | | | 71,363.72 |
| 1 | 4205 | MANGONA JOAQUIN T. | Stevedore Leader | 23.36 | 48,598.80 | Y | | | 494.26 | 186.42 | 704.54 | 2,472.86 | 403.26 | 69,929.49 |
| 1 | 4201 | SANTOS GILBERT G. | Stevedore Leader | 24.80 | 51,594.00 | Y | | | 494.26 | 186.42 | 747.97 | 2,472.86 | 223.08 | 69,847.76 |
| 1 | 4334 | QUIDACHAY GEORGE S. | Stevedore Leader | 21.87 | 41,391.00 | Y | | | 494.26 | 186.42 | 600.17 | 6,234.02 | 403.26 | 60,654.40 |
| 1 | 4202 | SANTOS WALTER M. | Stevedore Leader | 23.83 | 49,566.40 | Y | | | 494.26 | 186.42 | 718.71 | 2,472.86 | 223.08 | 67,247.88 |
| 1 | 4226 | QUINATA JESSE N. | Stevedore Leader | 22.45 | 46,696.00 | | | | | | | | | 66,996.17 |
| 1 | 4320 | AGUILA CHRISTOPHER J. | Stevedore | 18.26 | 37,980.80 | Y | | | 494.26 | 186.42 | 677.09 | 6,234.02 | 403.26 | 66,996.17 |
| 1 | 4340 | ATALLG JOSEPH O. | Stevedore | 18.26 | 37,980.80 | Y | | | 494.26 | 186.42 | 550.72 | 2,472.86 | 223.08 | 64,742.09 |
| 1 | 4329 | BARAJITA SAMMY O. | Stevedore | 18.26 | 37,980.80 | Y | | | 494.26 | 186.42 | 550.72 | 2,472.86 | 223.08 | 64,742.09 |
| 1 | 4347 | BENITO CHRISTOPHER J. | Stevedore | 15.89 | 33,051.20 | Y | | | 494.26 | 186.42 | 590.12 | 3,772.60 | 239.46 | 52,318.62 |
| 1 | 4301 | CEPEDA JR. FRANK V.A. | Stevedore | 20.58 | 42,808.40 | Y | | | 494.26 | 186.42 | 620.69 | 1,320.02 | 239.46 | 57,394.11 |
| 1 | 4304 | CRUZ BENNY G. | Stevedore | 20.17 | 41,953.60 | Y | | | 494.26 | 186.42 | 608.33 | 2,472.86 | 223.08 | 57,438.03 |
| 1 | 4346 | DATUN NORBERTO G. | Stevedore | 18.37 | 34,049.60 | Y | | | 494.26 | 186.42 | 493.72 | 1,320.02 | 223.08 | 46,100.09 |
| 1 | 4317 | DEFENSOR ROMY C. | Stevedore | 20.17 | 41,953.60 | Y | | | 494.26 | 186.42 | 608.33 | 4,488.64 | - | 59,230.73 |

| | Position Number | NAME | POSITION TITLE | Hourly Rate | Annual Income | P | RET-D: 0.27 | RET-C: 0.27 | RET-D1: 19.01 | LIFE 7.17 | MEDICARE 0.01 | MEDICAL | DENTAL | TOTAL | |
|------|---------------------------|------------------------|----------------|-------------|---------------|---|-------------|-------------|---------------|-----------|---------------|-----------|-----------|-----------|-----------|
| 1 | 4313 | FLORES, JESSE J. | Stevadore | 18.63 | 38,750.40 | Y | | 10,821.48 | 494.26 | 186.42 | 561.88 | 2,145.00 | 298.22 | 50,614.45 | |
| | 4318 | NAPULI, ARTHUR A. | Stevadore | 20.38 | 42,390.40 | Y | | 11,619.21 | 494.26 | 186.42 | 614.86 | 5,748.17 | 228.02 | 57,488.17 | |
| | 4311 | PEREZ, CHAUNCEY J. | Stevadore | 20.38 | 42,390.40 | Y | | 11,619.21 | 494.26 | 186.42 | 614.86 | 2,472.86 | 223.08 | 58,000.89 | |
| | 4322 | PIÑEDA, BENJAMIN B. | Stevadore | 19.19 | 39,915.20 | Y | | 10,940.76 | 494.26 | 186.42 | 578.77 | 54,811.35 | 233.08 | 54,811.35 | |
| | 4336 | QUINATA, JEFFREY J. | Stevadore | 18.18 | 37,442.40 | Y | | 11,277.13 | 494.26 | 186.42 | 598.56 | 2,472.86 | - | 56,168.64 | |
| | 4309 | ROBERTO, JOSEPH B. | Stevadore | 19.97 | 41,537.60 | Y | | 11,385.48 | 494.26 | 186.42 | 602.30 | 4,488.64 | 298.22 | 58,992.89 | |
| | 4303 | SANCHEZ, RUDY O. | Stevadore | 19.87 | 41,537.60 | Y | | 11,385.48 | 494.26 | 186.42 | 602.30 | 60,843.31 | 403.26 | 60,843.31 | |
| | 4315 | SANCHEZ, THADEUS J.N | Stevadore | 19.39 | 40,331.20 | Y | | 11,054.78 | 494.26 | 186.42 | 594.80 | 6,234.02 | 59,298.74 | 403.26 | 59,298.74 |
| | 4328 | TOPASNA, GENE | Stevadore | 19.78 | 41,142.40 | Y | | 11,277.13 | 494.26 | 186.42 | 596.58 | 2,472.86 | 223.08 | 56,392.72 | |
| | 4313 | TALIANO, DOMINGO D.A. | Stevadore | 17.85 | 36,504.00 | Y | | 10,005.75 | 494.26 | 186.42 | 529.31 | 4,488.64 | 298.22 | 52,906.59 | |
| | 4346 | GUERRERO, PETERSON F. | Stevadore | 14.67 | 30,513.60 | Y | | 8,363.78 | 494.26 | 186.42 | 442.45 | 40,022.50 | - | 40,022.50 | |
| | 4332 | SALAS, PHILLIP A. | Stevadore | 15.42 | 32,073.60 | Y | | 8,791.37 | 494.26 | 186.42 | 465.07 | 40,022.50 | - | 40,022.50 | |
| | 4325 | ASANOMA, VINCENT J. | Winch Operator | 22.19 | 46,165.20 | Y | | 12,651.14 | 494.26 | 186.42 | 669.25 | 64,168.33 | 239.46 | 64,488.50 | |
| | 4328 | CABE JR., QUIRINO B. | Winch Operator | 22.19 | 46,165.20 | Y | | 12,651.14 | 494.26 | 186.42 | 669.25 | 64,168.33 | 239.46 | 64,488.50 | |
| | 4328 | CALIP, AMERSE I. | Winch Operator | 22.19 | 46,165.20 | Y | | 12,651.14 | 494.26 | 186.42 | 669.25 | 64,168.33 | 239.46 | 64,488.50 | |
| | 4325 | PEREDO, FRANKIE S. | Winch Operator | 22.19 | 46,165.20 | Y | | 12,651.14 | 494.26 | 186.42 | 669.25 | 64,168.33 | 239.46 | 64,488.50 | |
| | 4325 | QUIDACHAY, WILLIAM G. | Winch Operator | 22.19 | 46,165.20 | Y | | 12,651.14 | 494.26 | 186.42 | 669.25 | 64,168.33 | 239.46 | 64,488.50 | |
| | 4310 | AGUON, JOSEPH J. | Winch Operator | 21.75 | 45,240.00 | Y | | 12,400.28 | 494.26 | 186.42 | 655.98 | 2,990.90 | 403.26 | 56,162.64 | |
| | 4308 | MESA, JOSEPH K. | Winch Operator | 20.70 | 43,056.00 | Y | | 11,601.65 | 494.26 | 186.42 | 624.31 | 559.88 | - | 53,991.61 | |
| | 4323 | SAN NICOLAS, MARTIN J. | Winch Operator | 19.89 | 41,371.20 | Y | | 11,339.65 | 494.26 | 186.42 | 599.88 | 316.74 | - | 28,148.38 | |
| 4350 | CONCERNON, WOODROW A. III | Stevadore Casual | 14.24 | 21,844.16 | Y | | 5,987.48 | 494.26 | 186.42 | 316.74 | - | - | - | 28,148.38 | |
| 4356 | GOTFGAN, RAYMOND JOSHUA | Stevadore Casual | 14.24 | 21,844.16 | Y | | 5,987.48 | 494.26 | 186.42 | 316.74 | - | - | - | 28,148.38 | |
| 4356 | CAMACHO, JUNIOR B. | Stevadore Casual | 14.24 | 21,844.16 | Y | | 5,987.48 | 494.26 | 186.42 | 316.74 | - | - | - | 28,148.38 | |
| 4360 | SIEGUENZA, TERENCE J. C. | Stevadore Casual | 14.24 | 21,844.16 | Y | | 5,987.48 | 494.26 | 186.42 | 316.74 | - | - | - | 28,148.38 | |
| 4348 | CRUZ, JASMINE D. | Stevadore Casual | 14.24 | 21,844.16 | Y | | 5,987.48 | 494.26 | 186.42 | 316.74 | - | - | - | 28,148.38 | |
| 4316 | DUENAS, JESS B. | Stevadore Casual | 14.24 | 21,844.16 | Y | | 5,987.48 | 494.26 | 186.42 | 316.74 | - | - | - | 28,148.38 | |
| 4322 | VACANT | Stevadore | 14.24 | 28,6 | | | | | | | | | | | |

| | Position Number | NAME | POSITION TITLE | Hourly Rate | Annual Income | P | RET-DB 0.27 | RET-DC 0.27 | RET-DDI 19.01 | LIFE 7.17 | MEDICARE 0.01 | MEDICAL | DENTAL | TOTAL |
|---|-----------------|--------------------------|----------------|-------------|---------------|---|-------------|-------------|---------------|-----------|---------------|----------|--------|-----------|
| 1 | 5218 | MENO, THOMAS C. | Cargo Checker | \$ 16.46 | 34,236.80 | Y | | 9,384.31 | 494.28 | 186.42 | 496.43 | 2,472.86 | 223.08 | 47,694.16 |
| 1 | 5215 | MESA, TRAVIS P. | Cargo Checker | \$ 18.19 | 37,635.20 | Y | | 10,370.63 | 494.26 | 186.42 | 548.61 | 3,772.60 | 239.46 | 53,447.18 |
| 1 | 5329 | PAULINO, CRAIG-THOMAS D. | Cargo Checker | \$ 18.19 | 41,371.20 | Y | | 11,339.85 | 494.26 | 186.42 | 599.88 | 3,772.60 | 239.46 | 53,991.61 |
| 1 | 5306 | PAULINO, BRADLEY S. | Cargo Checker | \$ 18.19 | 37,635.20 | Y | | 10,370.63 | 494.26 | 186.42 | 548.61 | 3,772.60 | 239.46 | 53,447.18 |
| 1 | 5216 | QUINATA, LINA M. | Cargo Checker | \$ 23.79 | 49,483.20 | Y | | | | 186.42 | | | | 67,245.03 |
| 1 | 5314 | RETIEMAN JR., EDGARDO T. | Cargo Checker | \$ 21.54 | 44,808.20 | Y | | 12,035.40 | 494.26 | 186.42 | 649.65 | 2,472.86 | 239.46 | 60,615.76 |
| 1 | 5322 | RETIEMAN ALEANDRO T. | Cargo Checker | \$ 21.11 | 43,608.80 | Y | | 12,035.40 | 494.26 | 186.42 | 649.65 | 2,472.86 | 239.46 | 60,615.76 |
| 1 | 5307 | ROSARIO, JOHN P. | Cargo Checker | \$ 20.49 | 42,619.20 | Y | | 11,891.92 | 494.26 | 186.42 | 617.98 | 2,472.86 | 239.46 | 63,998.84 |
| 1 | 5311 | SANCHEZ, MATTHEW O. | Cargo Checker | \$ 19.89 | 41,371.20 | Y | | 11,339.85 | 494.26 | 186.42 | 599.88 | 2,472.86 | 223.08 | 58,295.72 |
| 1 | 5312 | TATIANO, JULIAN A. | Cargo Checker | \$ 18.89 | 41,371.20 | Y | | 11,339.85 | 494.26 | 186.42 | 599.88 | 2,472.86 | 223.08 | 58,295.72 |
| 1 | 5308 | SANTOS, COLBY JOHNN L. | Cargo Checker | \$ 16.63 | 34,590.40 | Y | | 9,481.23 | 494.26 | 186.42 | 501.56 | 2,472.86 | 223.08 | 56,193.29 |
| 1 | 5316 | AGUIERO, MELISSA F. | Cargo Checker | \$ 16.63 | 34,590.40 | Y | | 9,481.23 | 494.26 | 186.42 | 501.56 | 2,472.86 | 223.08 | 56,193.29 |
| 1 | 5310 | FAUSTO, RAINE F. | Cargo Checker | \$ 14.76 | 30,700.80 | Y | | 8,415.09 | 494.26 | 186.42 | 445.16 | 2,472.86 | 239.46 | 47,269.13 |
| 1 | 5336 | SAN NICOLAS, HENRY I. | Cargo Checker | \$ 14.61 | 30,388.80 | Y | | 8,329.57 | 494.26 | 186.42 | 440.64 | 2,472.86 | 239.46 | 47,041.75 |
| 1 | 5330 | TOVES, VINCENT A. | Cargo Checker | \$ 14.61 | 29,706.00 | Y | | 8,142.41 | 494.26 | 186.42 | 430.74 | 2,472.86 | 239.46 | 46,951.75 |
| 1 | 5302 | ROBERTO, COREY V.C. | Cargo Checker | \$ 14.61 | 30,388.80 | Y | | 8,329.57 | 494.26 | 186.42 | 440.64 | 2,472.86 | 239.46 | 47,041.75 |
| 1 | 5301 | SANTOS, JASMINE K. | Cargo Checker | \$ 14.61 | 30,388.80 | Y | | 8,329.57 | 494.26 | 186.42 | 440.64 | 2,472.86 | 239.46 | 47,041.75 |
| 1 | 5335 | BENTON, FREDERICK G. II | Cargo Checker | \$ 14.61 | 30,388.80 | Y | | 8,329.57 | 494.26 | 186.42 | 440.64 | 2,472.86 | 239.46 | 47,041.75 |
| 1 | 5317 | TALALE, MELVIN JR. | Cargo Checker | \$ 15.05 | 31,904.00 | Y | | 8,590.43 | 494.26 | 186.42 | 453.91 | 2,472.86 | 223.08 | 49,714.95 |
| 1 | 5320 | WAKI, IAN D. JR. | Cargo Checker | \$ 14.61 | 30,388.80 | Y | | 8,329.57 | 494.26 | 186.42 | 440.64 | 2,472.86 | 223.08 | 47,149.95 |
| 1 | 5339 | BLAS, JOHANNATHON J. | Cargo Checker | \$ 14.61 | 30,388.80 | Y | | 8,329.57 | 494.26 | 186.42 | 440.64 | 2,472.86 | 223.08 | 47,149.95 |
| 1 | 5304 | MC DONALD, JOHN E. III | Cargo Checker | \$ 14.61 | 30,388.80 | Y | | 8,329.57 | 494.26 | 186.42 | 440.64 | 2,472.86 | 223.08 | 47,149.95 |
| 1 | 5309 | WACANT | Cargo Checker | \$ 14.61 | 30,388.80 | Y | | 8,329.57 | 494.26 | 186.42 | 440.64 | 2,472.86 | 223.08 | 47,149.95 |
| 1 | 5304 | WACANT | Cargo Checker | \$ 14.61 | 30,388.80 | Y | | 8,329.57 | 494.26 | 186.42 | 440.64 | 2,472.86 | 223.08 | 47,149.95 |
| 1 | 5309 | WACANT | Cargo Checker | \$ 14.61 | 30,388.80 | Y | | 8,329.57 | 494.26 | 186.42 | 440.64 | 2,472.86 | 223.08 | 47,149.95 |
| 1 | 5309 | WACANT | Cargo Checker | \$ 14.61 | 30,388.80 | Y | | | | | | | | |

**FY-2017
PROPOSED
STAFFING PATTERNS
MID-YEAR**

| Position Number | NAME | POSITION TITLE | Hourly Rate | Annual Income | P | RET-DB 0.27 | RET-DC 0.27 | RET-DB 19.01 | LIFE 7.17 | MEDICARE 0.01 | MEDICAL | DENTAL | TOTAL |
|-----------------|---|----------------------------------|-------------|---------------|---|--------------|-------------|--------------|-----------|---------------|------------|----------|--------------|
| 1 6363 | ATONGUE, FREDERICK | Equipment Operator II | 21.76 | 45,240.00 | Y | | 12,000.26 | 484.26 | 186.42 | 655.88 | 3,772.60 | 239.48 | 62,980.00 |
| 1 6360 | BENAVENTE, IGNACIO A. | Equipment Operator II | 18.93 | 39,374.40 | Y | | 10,782.52 | 484.26 | 186.42 | 570.93 | 4,488.64 | 298.22 | 56,205.39 |
| 1 6362 | BLAS JR., ALBERTO D. | Equipment Operator II | 21.11 | 43,908.00 | Y | | 12,035.40 | 484.26 | 186.42 | 636.88 | 2,472.86 | 223.08 | 58,657.50 |
| 1 6316 | BORJA, RICHARD N. | Equipment Operator II | 19.89 | 40,955.20 | Y | | 11,225.82 | 484.26 | 186.42 | 593.85 | 6,234.02 | 403.26 | 57,097.83 |
| 1 6365 | BORJA, ROLEY NOEL A. | Equipment Operator II | 21.11 | 43,908.00 | Y | | 12,035.40 | 484.26 | 186.42 | 636.88 | - | - | 57,261.56 |
| 1 4331 | CASIANEDA, PEDRO S. | Equipment Operator II | 20.91 | 43,482.80 | Y | | 11,921.39 | 484.26 | 186.42 | 630.65 | - | - | 56,725.50 |
| 1 6347 | CRUZ, KEVIN LEE T. | Equipment Operator II | 18.55 | 38,584.00 | Y | | 10,575.87 | 484.26 | 186.42 | 559.47 | - | - | 50,400.02 |
| 1 6356 | EVANGELISTA, ANTHONY J. | Equipment Operator II | 25.76 | 53,580.80 | Y | 14,688.50 | 12,400.28 | 484.26 | 186.42 | 778.92 | 1,805.96 | 239.48 | 61,022.36 |
| 1 6361 | FERNANDO, ARNOLD P. | Equipment Operator II | 21.75 | 45,240.00 | Y | | 12,035.40 | 484.26 | 186.42 | 655.98 | - | - | 61,022.36 |
| 1 8331 | GARRIDO, RICKY E. | Equipment Operator II | 25.28 | 52,540.80 | Y | 14,401.43 | 12,380.56 | 484.26 | 186.42 | 761.84 | 4,488.64 | 288.22 | 72,677.35 |
| 1 8357 | MESA, ANTONIO R. | Equipment Operator II | 21.54 | 44,803.20 | Y | | 12,058.40 | 484.26 | 186.42 | 636.88 | 2,582.32 | 223.08 | 60,066.98 |
| 1 8360 | TEIXEIRA, DAVID G. | Equipment Operator II | 21.83 | 43,908.00 | Y | | 12,035.40 | 484.26 | 186.42 | 649.65 | 3,772.60 | 239.48 | 62,428.14 |
| 1 8337 | UNITALAN, ANTONIO Q. | Equipment Operator II | 17.83 | 37,088.80 | Y | | 10,165.38 | 484.26 | 186.42 | 636.88 | - | - | 52,261.56 |
| 1 8364 | ORO, MAULI C. | Equipment Operator II | 17.83 | 37,088.80 | Y | | 10,165.38 | 484.26 | 186.42 | 636.88 | 1,330.02 | 223.08 | 50,013.32 |
| 1 8317 | QUIDACHAY, PATRICK J. | Equipment Operator II | 17.48 | 36,358.40 | Y | | 9,965.84 | 484.26 | 186.42 | 557.20 | 6,234.02 | 403.26 | 54,105.39 |
| 1 8369 | SAN NICOLAS, RAYMOND I. | Equipment Operator II | 16.30 | 33,904.00 | Y | | 9,283.09 | 484.26 | 186.42 | 481.81 | 6,234.02 | 403.26 | 51,008.65 |
| 1 6214 | VAN METER, LESTER M. | Equipment Operator II | 18.37 | 38,209.60 | Y | | 10,473.25 | 484.26 | 186.42 | 554.04 | 2,472.86 | 223.08 | 56,554.85 |
| 1 6372 | ZAMORA, DANNY JR. | Equipment Operator II | 18.37 | 38,209.60 | Y | | 10,473.25 | 484.26 | 186.42 | 554.04 | 6,234.02 | 403.26 | 56,554.85 |
| 1 6210 | CRUZ, GARY T. | Equipment Operator II | 15.38 | 31,948.80 | Y | | 8,384.31 | 484.26 | 186.42 | 488.43 | 6,234.02 | 403.26 | 51,435.50 |
| 1 8368 | SANTOS, JOHNA A. | Equipment Operator II | 15.38 | 31,948.80 | Y | | 8,384.31 | 484.26 | 186.42 | 488.43 | - | - | 41,845.80 |
| 1 8373 | TOLENO, MARK C. | Equipment Operator II | 15.38 | 31,948.80 | Y | | 8,384.31 | 484.26 | 186.42 | 488.43 | 2,472.86 | 223.08 | 44,545.84 |
| 1 8316 | CALI CRISTOL I. | Equipment Operator II | 14.76 | 30,700.80 | Y | | 8,415.09 | 484.26 | 186.42 | 445.18 | 6,234.02 | 403.26 | 48,878.01 |
| 1 8341 | WALK, CHRISTOPHER D. | Equipment Operator II | 14.76 | 30,700.80 | Y | | 8,415.09 | 484.26 | 186.42 | 445.18 | 6,234.02 | 403.26 | 48,878.01 |
| 1 8346 | DUENAS, SANDY M. | Equipment Operator II | 14.76 | 30,700.80 | Y | | 8,415.09 | 484.26 | 186.42 | 445.18 | - | - | 40,241.73 |
| 1 8359 | MENDOLA, FRANCISCO Q. | Equipment Operator II | 14.76 | 30,700.80 | Y | | 8,415.09 | 484.26 | 186.42 | 445.18 | 6,234.02 | 403.26 | 46,878.01 |
| 1 8358 | PALOMO, LOUIS A. | Equipment Operator II | 14.76 | 30,700.80 | Y | | 8,415.09 | 484.26 | 186.42 | 445.18 | - | - | 40,241.73 |
| 1 8406 | CRUZ, FRANKIE A. | Equipment Operator II | 14.76 | 30,700.80 | Y | | 8,415.09 | 484.26 | 186.42 | 445.18 | - | - | 40,241.73 |
| 1 8409 | PEREZ, HERBERT Q. | Equipment Operator II | 14.76 | 30,700.80 | Y | | 8,415.09 | 484.26 | 186.42 | 445.18 | - | - | 40,241.73 |
| 1 6410 | MESNGON, JORDAN C. | Equipment Operator II | 14.76 | 30,700.80 | Y | | 8,415.09 | 484.26 | 186.42 | 445.18 | - | - | 40,241.73 |
| 1 6416 | MENDOLA, ANTHONY H. III | Equipment Operator II | 14.76 | 30,700.80 | Y | | 8,415.09 | 484.26 | 186.42 | 445.18 | - | - | 40,241.73 |
| 1 5326 | BALAMOLIA, ERIC J. | Equipment Operator II | 14.76 | 30,700.80 | Y | | 8,415.09 | 484.26 | 186.42 | 445.18 | - | - | 40,241.73 |
| 1 8418 | CRUZ, DEVIN JESS | Equipment Operator II | 14.76 | 30,700.80 | Y | | 8,415.09 | 484.26 | 186.42 | 445.18 | - | - | 40,241.73 |
| 1 6339 | SUSURCO, JOSEPH F. | Equipment Operator II | 14.76 | 30,700.80 | Y | | 8,415.09 | 484.26 | 186.42 | 445.18 | - | - | 40,241.73 |
| 1 6376 | PINALLA, JOSEPH P. | Equipment Operator II | 14.76 | 30,700.80 | Y | | 8,415.09 | 484.26 | 186.42 | 445.18 | - | - | 40,241.73 |
| 1 6336 | VACANT | Equipment Operator II | 16.33 | 33,953.00 | | | 9,308.26 | 484.26 | 186.42 | 482.46 | 1,682.98 | 225.94 | 46,354.32 |
| 1 6342 | VACANT | Equipment Operator II | 14.76 | 30,695.00 | | | 8,413.50 | 484.26 | 186.42 | 445.08 | 1,682.98 | 225.94 | 42,143.18 |
| 1 6413 | VACANT | Equipment Operator II | 14.76 | 30,695.00 | | | 8,413.50 | 484.26 | 186.42 | 445.08 | 1,682.98 | 225.94 | 42,143.18 |
| 1 6367 | VACANT | Equipment Operator II | 14.76 | 30,695.00 | | | 8,413.50 | 484.26 | 186.42 | 445.08 | 1,682.98 | 225.94 | 42,143.18 |
| 1 6414 | VACANT | Equipment Operator II | 14.76 | 30,695.00 | | | 8,413.50 | 484.26 | 186.42 | 445.08 | 1,682.98 | 225.94 | 42,143.18 |
| 1 6366 | VACANT | Equipment Operator II | 14.76 | 30,695.00 | | | 8,413.50 | 484.26 | 186.42 | 445.08 | 1,682.98 | 225.94 | 42,143.18 |
| 48 | | | | 1,750,704.04 | | 69,230.64 | 410,637.33 | 15,616.32 | 6,897.54 | 25,385.21 | 109,517.98 | 8,006.44 | 2,396,195.51 |
| | DISPATCHER'S SECTION (333) | | | | | | | | | | | | |
| 1 6112 | PECINA JR., JORGE D. | Mobile Equipment Service Worker | 29.61 | 61,588.80 | | 16,881.49 | | 484.26 | 186.42 | 893.04 | 3,772.60 | 239.48 | 83,561.81 |
| 1 6111 | BLAS, EUGENE F.S. | Mobile Equipment Dispatcher | 16.30 | 33,904.00 | Y | | 9,293.09 | 484.26 | 186.42 | 481.81 | 2,472.86 | 223.08 | 47,065.31 |
| 1 6345 | FRANCISCO, ANTHONY R. | Mobile Equipment Dispatcher | 22.19 | 46,155.20 | Y | 16,881.49 | 12,651.14 | 484.26 | 186.42 | 669.25 | 2,980.90 | 403.26 | 63,540.43 |
| 3 | | | | 141,648.00 | | | 21,944.23 | 988.52 | 559.26 | 2,053.90 | 9,226.36 | 866.80 | 194,167.55 |
| | MAINTENANCE DIVISION | | | | | | | | | | | | |
| | Maintenance Manager's Office (400) | | | | | | | | | | | | |
| 1 7005 | CANDELITA, ERNEST G. | Maintenance Manager | 63.27 | 131,601.60 | | 36,072.00 | | 484.26 | 186.42 | 1,296.28 | 3,772.60 | 239.48 | 171,872.08 |
| 1 7006 | PANIGLI, NANA JOAQUIN P. | Manager, Equip. Support Services | 42.95 | 89,398.40 | Y | | 24,504.10 | 484.26 | 186.42 | 1,184.56 | 2,472.86 | 223.08 | 118,575.40 |
| 1 7004 | LLANES, MARIA T. | Administrative Assistant | 20.32 | 42,265.60 | Y | | 11,585.00 | 484.26 | 186.42 | 672.85 | 2,980.90 | 403.26 | 56,522.29 |
| 1 8112 | DIX, GUSSIEANNMARIE | Administrative Assistant | 18.49 | 38,289.20 | Y | | 9,401.41 | 484.26 | 186.42 | 487.34 | 2,472.86 | 223.08 | 47,674.97 |
| 1 7003 | BAGACOR, EVELYN P. | Administrative Officer | 22.37 | 46,528.80 | | 12,753.76 | | 484.26 | 186.42 | 674.68 | 2,472.86 | 223.08 | 62,840.40 |
| | NEW | | | | | | | | | | | | |
| 5 | | Crane Maintenance Superintendent | | 344,084.40 | | 48,825.76 | 45,490.51 | 1,482.78 | 932.10 | 3,081.15 | 14,172.08 | 1,311.96 | 459,390.74 |
| | EQUIPMENT MAINTENANCE (410) | | | | | | | | | | | | |
| | Equipment Maintenance Superintendent's Office | | | | | | | | | | | | |
| 1 7002 | JAVELOSA, JORGE R. | Equip. Maint. Superintendent | 55.64 | 115,731.20 | | 31,721.92 | - | - | 186.42 | 1,678.10 | 2,980.90 | 403.26 | 152,701.80 |
| 1 | | | | 115,731.20 | | \$ 31,721.92 | \$ | - | 186.42 | 1,678.10 | 2,980.90 | 403.26 | 152,701.80 |
| 1 | | | | | | | | | | | | | |
| | CRANE MECHANIC SECTION (411) | | | | | | | | | | | | |
| 1 8100 | YAP, JULIO D. | Crane Mechanic Supervisor | 41.69 | 86,715.20 | | 23,768.64 | | 484.26 | 186.42 | 1,257.37 | 6,234.02 | - | 118,161.65 |
| 1 9101 | SONTILLANOSA, JULIETO A. | Crane Mechanic Leader | 26.58 | 55,286.40 | Y | | 15,154.00 | 484.26 | 186.42 | 801.65 | 4,488.64 | - | 76,411.38 |
| 1 9107 | AROMIN, GUS ALAN D. | Crane Mechanic I | 26.76 | 55,660.80 | Y | | 15,266.63 | 484.26 | 186.42 | 807.08 | 2,980.90 | 403.26 | 76,780.35 |
| 1 9108 | BELMES, FRANCISCO A. | Crane Mechanic II | 26.50 | 55,120.00 | Y | | 15,108.39 | 484.26 | 186.42 | 799.24 | 4,488.64 | - | 76,196.95 |

**FY-2017
PROPOSED
STAFFING PATTERN
MID-YEAR**

| | Position Number | NAME | POSITION TITLE | Hourly Rate | Annual Income | P | C | RET-OB 0.27 | RET-DG 0.27 | RET-ODI 19.01 | LIFE 7.17 | MEDICARE 0.01 | MEDICAL | DENTAL | TOTAL | |
|----|--|--------------------------------------|-----------------------------------|-------------------------------|---------------|-----------|---|----------------|----------------|------------------|--------------|------------------|-----------|----------|------------|-----------|
| 1 | 9111 | HATTIG, HERBERT G. | Crane Mechanic II | \$ 25.98 | 54,039.40 | | | 14,811.93 | | 494.26 | 186.42 | 783.56 | 6,234.02 | 403.26 | 76,457.59 | |
| | 9113 | JARDELLEZA, RENATO G. | Crane Mechanic II | \$ 23.52 | 48,921.60 | Y | | 13,409.41 | | | 186.42 | 708.36 | 6,234.02 | 403.26 | 70,595.33 | |
| | 9105 | LAU, ROBERT D. | Crane Mechanic II | \$ 24.23 | 50,398.40 | Y | | 13,814.20 | | | 186.42 | 730.78 | 6,234.02 | 223.08 | 67,825.74 | |
| | 9106 | NIU, ERFREN B. | Crane Mechanic II | \$ 24.47 | 50,897.60 | Y | | | 13,951.03 | 494.26 | 186.42 | 738.02 | 1,320.02 | 223.08 | 67,610.43 | |
| | 9116 | SEPIJUA, BARTOLOME B. | Crane Mechanic II | \$ 24.47 | 50,897.60 | Y | | | 13,951.03 | 494.26 | 186.42 | 738.02 | 2,472.86 | - | 68,740.49 | |
| | 9104 | TOPASNA, PETER L G | Crane Mechanic II | \$ 25.08 | 54,038.40 | Y | | 14,811.93 | | 494.26 | 186.42 | 783.56 | 1,320.02 | 223.08 | 71,385.40 | |
| | 9103 | PEREGRINO, ROMEO R. | Crane Mechanic II | \$ 18.71 | 38,916.80 | Y | | | 10,667.09 | 494.26 | 186.42 | 564.29 | 4,488.64 | 298.22 | 55,615.73 | |
| | 9117 | RIVERA, MARK R | Crane Mechanic II | \$ 18.89 | 37,909.00 | Y | | | 10,390.86 | 494.26 | 186.42 | 549.68 | 6,234.02 | 403.26 | 56,167.50 | |
| | 9117 | TAIRANO, CHRISTOPHER J. | Crane Mechanic II | \$ 14.61 | 30,588.80 | Y | | | 8,329.57 | 494.26 | 186.42 | 440.64 | 6,234.02 | 403.26 | 48,478.97 | |
| | 9112 | BELMES, BENNETT S | Crane Mechanic I | \$ 14.61 | 30,588.80 | Y | | | 8,329.57 | 494.26 | 186.42 | 440.64 | 6,234.02 | 403.26 | 48,478.97 | |
| | 9112 | | | | 699,577.80 | | | \$ 67,206.69 | \$ 124,547.59 | 4,942.60 | 2,609.86 | 10,143.88 | 67,436.70 | 3,987.02 | 973,652.15 | |
| | 14 | PREVENTIVE MAINTENANCE SECTION (412) | | | | | | | | | | | | | | |
| | 1 | 9300 | TORRES, ALFRED J. | Prev. Maint. Mech. Supervisor | \$ 30.32 | 63,065.60 | | | 17,286.28 | | | | | | 403.26 | 88,090.03 |
| 1 | 9312 | POLO, GEORGE E. | Preventive Maint. Mechanic Leader | \$ 29.37 | 61,089.60 | Y | | | 16,724.66 | 494.26 | 186.42 | 885.80 | 3,772.60 | 239.46 | 83,412.80 | |
| 1 | 9315 | LETTI EMAN CURTIS R. | Preventive Maint. Mechanic | \$ 25.08 | 54,038.40 | Y | | | 14,811.93 | 494.26 | 186.42 | 783.56 | 2,472.86 | 223.08 | 73,010.90 | |
| 1 | 9304 | FLORES, RICHARD P. | Preventive Maint. Mechanic | \$ 26.24 | 54,619.20 | Y | | | 14,960.16 | 494.26 | 186.42 | 781.40 | 1,320.02 | - | 72,331.48 | |
| 1 | 9312 | CANDOLITA, JUSTINA A. | Preventive Maint. Mechanic | \$ 19.27 | 40,081.60 | Y | | | 10,966.37 | 494.26 | 186.42 | 581.18 | 2,472.86 | 223.08 | 55,025.77 | |
| 1 | 9317 | DAVUNI, CHRISTOPHER D. | Preventive Maint. Mechanic | \$ 18.34 | 38,147.20 | Y | | | 10,466.15 | 494.26 | 186.42 | 553.13 | 2,472.86 | 223.08 | 49,637.16 | |
| 1 | 9307 | QUINANA, ROBERT D. | Preventive Maint. Mechanic | \$ 18.16 | 37,772.80 | Y | | | 10,353.92 | 494.26 | 186.42 | 547.71 | 2,472.86 | 223.08 | 48,090.65 | |
| 1 | 9314 | QUINANA, JOHN G.P. JR. | Preventive Maint. Mechanic | \$ 17.98 | 37,398.40 | Y | | | 10,250.90 | 494.26 | 186.42 | 542.28 | 2,472.86 | 223.08 | 46,990.20 | |
| 1 | 9318 | FERNANDEZ, DOMINICK | Preventive Maint. Mechanic | \$ 17.98 | 37,398.40 | Y | | | 10,587.49 | 494.26 | 186.42 | 542.28 | 1,682.98 | 225.94 | 51,117.76 | |
| 1 | 9320 | GALIP, CHRISTOPHER J | Preventive Maint. Mechanic | \$ 17.98 | 37,398.40 | Y | | | 10,587.49 | 494.26 | 186.42 | 542.28 | 1,682.98 | 225.94 | 51,117.76 | |
| 1 | 9303 | VACANT | Preventive Maint. Mechanic Leader | \$ 22.67 | 47,157.00 | | | | 12,925.73 | 494.26 | 186.42 | 683.78 | 1,682.98 | 225.94 | 63,556.11 | |
| 1 | 9310 | VACANT | Preventive Maint. Mechanic | \$ 17.98 | 37,390.00 | | | | 10,248.60 | 494.26 | 186.42 | 542.16 | 1,682.98 | 225.94 | 50,770.35 | |
| 1 | 9309 | VACANT | Preventive Maint. Mechanic | \$ 17.98 | 37,390.00 | | | | 10,248.60 | 494.26 | 186.42 | 542.16 | 1,682.98 | 225.94 | 50,770.35 | |
| 1 | 9316 | VACANT | Preventive Maint. Mechanic | \$ 17.98 | 37,390.00 | | | | 10,585.11 | 494.26 | 186.42 | 542.16 | 1,682.98 | 225.94 | 50,770.35 | |
| 1 | NEW | | Preventive Maint. Mechanic | | 695,085.00 | | | \$ 17,286.28 | \$ 174,562.16 | 7,413.90 | 2,982.72 | 10,078.73 | 34,681.92 | 3,342.36 | 945,453.90 | |
| 16 | FLEET MAINTENANCE SECTION (413) | | | | | | | | | | | | | | | |
| 1 | 9201 | LEON GUERRERO, JOHN J. | Heavy Equip. Mech. Leader | \$ 25.55 | 53,144.00 | Y | | | 14,566.77 | 494.26 | 186.42 | 770.59 | 3,772.60 | 239.46 | 73,174.10 | |
| 1 | 9220 | JARDELLEZA, NESTOR G. | Heavy Equipment Mechanic II | \$ 21.93 | 45,814.40 | Y | | | 12,502.91 | 494.26 | 186.42 | 681.41 | 6,234.02 | 403.26 | 66,096.68 | |
| 1 | 9208 | ADONYA WILFREDO B. | Heavy Equipment Mechanic II | \$ 24.72 | 51,417.60 | Y | | | 14,093.56 | 494.26 | 186.42 | 745.56 | 6,234.02 | 403.26 | 73,574.68 | |
| 1 | 9208 | FAASIJAMALE, JONATANNA | Heavy Equipment Mechanic II | \$ 25.72 | 53,497.60 | Y | | | 14,663.69 | 494.26 | 186.42 | 775.72 | 2,472.86 | 223.08 | 72,313.63 | |
| 1 | 9212 | FLORES, ROY P.C. | Heavy Equipment Mechanic II | \$ 25.68 | 54,039.40 | Y | | | 14,811.93 | 494.26 | 186.42 | 783.56 | 6,234.02 | - | 76,548.58 | |
| 1 | 9216 | HUDSON, WILLIAM M. | Heavy Equipment Mechanic II | \$ 28.41 | 59,092.60 | Y | | 16,197.34 | | 494.26 | 186.42 | 858.85 | 4,488.64 | 298.22 | 81,120.28 | |
| 1 | 9109 | FLORES, RICHARD R. | Heavy Equipment Mechanic II | \$ 17.98 | 37,398.40 | Y | | | 10,260.90 | 494.26 | 186.42 | 542.28 | - | - | 48,872.26 | |
| 1 | 9203 | QUINANA, RANDY J. | Heavy Equipment Mechanic I | \$ 14.61 | 30,388.80 | | | | 8,603.07 | 494.26 | 186.42 | 440.64 | - | - | 40,113.19 | |
| 1 | 9221 | ASTORGA, MATTHEW F. | Heavy Equipment Mechanic I | \$ 14.61 | 30,388.80 | | | | 8,603.07 | 494.26 | 186.42 | 440.64 | - | - | 40,113.19 | |
| 1 | 9222 | GUERRERO, JEROME PETER | Heavy Equipment Mechanic I | \$ 16.03 | 34,590.40 | Y | | | 9,792.54 | 494.26 | 186.42 | 501.56 | 6,234.02 | 403.26 | 45,585.18 | |
| 1 | 9223 | GUERRERO, PETER F. | Heavy Equipment Mechanic I | \$ 18.01 | 37,460.80 | Y | | | 10,268.07 | 494.26 | 186.42 | 543.18 | 6,234.02 | 403.26 | 55,589.95 | |
| 1 | 9200 | VACANT | Heavy Equipment Mechanic I | \$ 30.63 | 63,704.00 | | | | 17,461.27 | 494.26 | 186.42 | 923.71 | 1,682.98 | 225.94 | 84,678.57 | |
| 1 | NEW | | Heavy Equip. Mech. Supervisor | \$ 14.61 | 30,391.00 | | | | 8,603.69 | 494.26 | 186.42 | 440.67 | 1,682.98 | 225.94 | 42,024.96 | |
| 13 | WELDER SECTION (414) | | | | | | | | | | | | | | | |
| 1 | 9400 | TEDIAOTAO, JOSE M. | Welder Supervisor | \$ 37.37 | 77,729.60 | Y | | | 21,395.68 | 494.26 | 186.42 | 1,127.08 | - | - | 100,943.04 | |
| 1 | 9308 | AQUAI, EARL T.L. | Welder II | \$ 26.76 | 55,660.80 | Y | | | 15,256.63 | 494.26 | 186.42 | 807.08 | 6,234.02 | 403.26 | 79,042.47 | |
| 1 | 9313 | ACOMIN, RAY D. | Welder II | \$ 25.98 | 54,038.40 | Y | | | 14,811.93 | 494.26 | 186.42 | 783.56 | 2,145.00 | 223.08 | 72,682.64 | |
| 1 | 9406 | DUENAS, DAVID D. | Welder II | \$ 26.24 | 54,619.20 | Y | | | 14,960.16 | 494.26 | 186.42 | 791.40 | 2,472.86 | 223.08 | 73,707.38 | |
| 1 | 9410 | FEJERAN, PETE JR. O. | Welder II | \$ 23.05 | 47,944.00 | Y | | | 13,141.45 | 494.26 | 186.42 | 695.19 | - | - | 62,461.32 | |
| 1 | 9409 | MENDIOA, JESSE C. | Welder II | \$ 28.24 | 54,619.20 | Y | | | 14,960.16 | 494.26 | 186.42 | 791.40 | 1,320.02 | 223.08 | 72,654.54 | |
| 1 | 9402 | MENDIOA, ROY C. | Welder II | \$ 32.98 | 68,598.40 | Y | | | 18,802.82 | 494.26 | 186.42 | 923.02 | 6,234.02 | 403.26 | 94,224.92 | |
| 1 | 9401 | BLAS, KIOR. | Trades Helper | \$ 10.83 | 22,526.40 | Y | | | 6,174.49 | 494.26 | 186.42 | 326.63 | 1,320.02 | 403.26 | 23,251.30 | |
| 1 | 9401 | VACANT | Welder Leader | \$ 22.67 | 47,157.00 | | | | 12,925.73 | 494.26 | 186.42 | 683.78 | 1,682.98 | 225.94 | 50,770.35 | |
| 1 | NEW | | Welder I | \$ 14.61 | 30,391.00 | | | | 8,590.17 | 494.26 | 186.42 | 440.67 | 1,682.98 | 225.94 | 41,751.44 | |
| 9 | FACILITY MAINTENANCE DIVISION | | | | | | | | | | | | | | | |
| | Building Maintenance Superintendent's Office (420) | | | | | | | | | | | | | | | |
| 1 | 8001 | AFUAGUE, ALEXANDER J. | Facilities Superintendent | \$ 36.66 | 76,252.80 | | | - | \$ 20,900.89 | 494.26 | 186.42 | 1,105.67 | 2,980.90 | - | 101,920.94 | |
| 1 | BUILDING MAINTENANCE SECTION (421) | | | | | | | | | | | | | | | |

**FY-2017
PROPOSED
STAFFING PATTERN
MID-YEAR**

| | Position Number | NAME | POSITION TITLE | Hourly Rate | Annual Income | P | C | REI-DB 0.27 | RET-DC 0.27 | REI-DDI 19.01 | LIFE 7.17 | MEDICARE 0.01 | MEDICAL | DENTAL | TOTAL |
|----|-----------------|-----------------------------------|---------------------------------|-------------|---------------|---|---|----------------|----------------|------------------|--------------|------------------|-----------|----------|------------|
| 10 | 8300 | MINOZ, RAYMOND C. | Building Maintenance Supervisor | \$ 36.27 | 75,441.60 | Y | | | 20,678.54 | 484.28 | 186.42 | 1,093.90 | 1,320.02 | 223.08 | 99,437.83 |
| 1 | 8302 | TATIANO, DAVID C. | Building Maintenance Leader | \$ 28.98 | 60,276.40 | Y | | 16,522.31 | 874.04 | 186.42 | 186.42 | 874.04 | 1,320.02 | 223.08 | 79,404.27 |
| 1 | 8304 | LAGARAS, VESTER G. | Building Maintenance Leader | \$ 21.93 | 45,614.40 | Y | | 12,502.91 | 484.28 | 186.42 | 186.42 | 661.41 | 2,472.86 | 223.08 | 62,155.34 |
| 1 | 8306 | MARQUEZ, FELICIANO F. | Plumber II | \$ 22.90 | 47,632.00 | Y | | 13,055.93 | 484.28 | 186.42 | 186.42 | 697.60 | 2,472.86 | 223.08 | 63,570.29 |
| 1 | 8311 | PEREZ, MELOHOR B.D. | Plumber II | \$ 23.13 | 48,110.40 | Y | | 13,187.06 | 484.28 | 186.42 | 186.42 | 697.60 | 2,472.86 | 223.08 | 62,675.74 |
| 1 | 8327 | VASS, JOHN E. | Plumber II | \$ 19.34 | 40,227.20 | Y | | 11,026.28 | 10,370.63 | 484.28 | 186.42 | 583.29 | 3,772.80 | 238.48 | 58,035.12 |
| 1 | 8316 | TIEBENDORF, LEO D. | Painter II | \$ 18.19 | 37,535.20 | Y | | 10,370.63 | 484.28 | 186.42 | 186.42 | 548.61 | 3,772.80 | 238.48 | 56,035.12 |
| 1 | 8316 | DIJAZ, LUIS M. | Carpenter II | \$ 17.86 | 37,148.80 | Y | | 10,182.49 | 484.28 | 186.42 | 186.42 | 538.66 | 3,772.80 | 238.48 | 52,582.68 |
| 1 | 8326 | AMADO, GILBERT C. | Carpenter II | \$ 17.86 | 37,148.80 | Y | | 10,182.49 | 484.28 | 186.42 | 186.42 | 538.66 | 3,772.80 | 238.48 | 52,582.68 |
| 1 | 8318 | SAN NICOLAS, EDWIN G. | Carpenter I | \$ 14.61 | 30,391.00 | Y | | 8,329.57 | 484.28 | 186.42 | 186.42 | 440.64 | 2,980.90 | - | 42,820.59 |
| 1 | 8305 | VACANT | Carpenter I | \$ 14.61 | 30,391.00 | | | | | | | | | | |
| 1 | 8308 | VACANT | Carpenter I | \$ 14.61 | 30,391.00 | | | | | | | | | | |
| 10 | | | | | \$ 520,607.60 | | | \$ 40,604.52 | \$ 85,433.68 | 3,459.82 | 1,864.20 | 5,976.81 | 20,256.86 | 1,371.24 | 618,792.72 |
| | | JANITORIAL SERVICES SECTION (422) | | | | | | | | | | | | | |
| 1 | 8202 | CRUZ LORENZO S. | Maintenance Custodian | \$ 15.97 | 33,217.60 | Y | | | 9,104.94 | 484.28 | 186.42 | 481.66 | 2,472.86 | 223.08 | 45,957.74 |
| 1 | 8204 | TORRES, SYLVESTRE S. | Maintenance Custodian | \$ 12.45 | 25,968.00 | Y | | 7,098.09 | 484.28 | 186.42 | 186.42 | 376.49 | 1,320.02 | 223.08 | 35,693.37 |
| 1 | 8310 | DRILLON, WILLIAM D. | Maintenance Custodian | \$ 10.83 | 22,526.40 | Y | | 6,174.49 | 484.28 | 186.42 | 186.42 | 328.63 | 1,320.02 | 223.08 | 35,693.37 |
| 1 | 8209 | PEREZ, JACQUELINE O. | Maintenance Custodian | \$ 11.16 | 23,212.60 | Y | | 6,392.63 | 484.28 | 186.42 | 186.42 | 336.59 | 2,472.86 | 223.08 | 33,288.63 |
| 1 | 4314 | EAV, ROY JR. | Maintenance Custodian | \$ 10.83 | 22,526.40 | Y | | 6,174.49 | 484.28 | 186.42 | 186.42 | 328.63 | 1,805.96 | 238.48 | 31,753.62 |
| 1 | 8211 | ECLAVERA, JACQUELINE M. | Maintenance Custodian | \$ 10.83 | 22,526.40 | Y | | 6,174.49 | 484.28 | 186.42 | 186.42 | 328.63 | 1,805.96 | 238.48 | 31,753.62 |
| 1 | 8210 | COMACHIO, ADRIAN G. | Maintenance Custodian | \$ 11.27 | 23,441.60 | Y | | 6,425.34 | 484.28 | 186.42 | 186.42 | 339.90 | 4,486.64 | 296.22 | 35,674.39 |
| 1 | 8212 | ATOIGUE, KARL C. | Maintenance Custodian | \$ 11.27 | 23,441.60 | Y | | 6,425.34 | 484.28 | 186.42 | 186.42 | 339.90 | 4,486.64 | 296.22 | 35,674.39 |
| 1 | 8200 | VACANT | Maintenance Custodian | \$ 11.16 | 22,217.00 | | | 6,379.38 | 484.28 | 186.42 | 186.42 | 336.55 | 1,692.98 | 225.94 | 32,597.03 |
| 1 | NEW | VACANT | Maintenance Custodian | \$ 10.83 | 22,534.00 | | | 6,379.38 | 484.28 | 186.42 | 186.42 | 326.74 | 1,692.98 | 225.94 | 31,829.72 |
| 1 | NEW | VACANT | Maintenance Custodian | \$ 10.83 | 22,534.00 | | | 6,379.38 | 484.28 | 186.42 | 186.42 | 326.74 | 1,692.98 | 225.94 | 31,829 |

| | Position Number | NAME | POSITION TITLE | Hourly Rate | Annual Income | P | RET-DB 0.27 | RET-DC 0.27 | RET-DDI 19.01 | LIFE 7.17 | MEDICARE 0.01 | MEDICAL | DENTAL | TOTAL | |
|---|-----------------------------------|-------------------------|------------------------------------|--------------------------|---------------|-----------|--------------|--------------|---------------|-----------|---------------|-----------|----------|------------|-----------|
| 1 | 808 | CASTRO, EVANGELINE O. | Personnel Assistant | \$ 18.34 | 38,147.20 | Y | | 10,456.15 | 494.26 | 186.42 | 553.13 | 1,805.96 | 239.46 | 51,892.58 | |
| | 1 | 627 | VACANT | Clerk III | \$ 11.49 | 23,896.00 | | 6,550.44 | 494.26 | 186.42 | 346.52 | 1,692.98 | 225.94 | 33,394.56 | |
| | 1 | 600 | Personnel Services Administrator | | \$ 39.96 | 83,107.00 | | | | | | | | | |
| | 1 | 807 | Personnel Specialist IV | | \$ 32.34 | 67,275.00 | | | | | | | | | |
| 1 | 803 | VACANT | Personnel Specialist III | \$ 26.38 | 54,871.00 | | | | | | | | | | |
| | | | | | 412,731.80 | | \$ - | \$ 56,869.94 | 1,977.04 | 745.68 | 3,008.44 | 7,767.76 | 704.86 | 278,552.52 | |
| | PROCUREMENT/SUPPLY DIVISION (631) | | | | | | | | | | | | | | |
| | | | | | | | | | | | | | | | |
| 1 | 2004 | MUNA, STEVEN P. | Contract Management Administrator | \$ 35.23 | 73,278.40 | Y | | 20,085.61 | 494.26 | 186.42 | 1,082.54 | 2,472.86 | 223.08 | 97,803.17 | |
| | 1 | 200 | ARCEO, JOYCEAN B. | Program Coordinator IV | \$ 32.34 | 67,267.20 | Y | 18,437.94 | 494.26 | 186.42 | 975.37 | 2,472.86 | 223.08 | 90,057.13 | |
| | 1 | 2003 | CASTRO, PIA A. | Administrative Assistant | \$ 17.16 | 35,692.80 | Y | 9,783.40 | 484.26 | 186.42 | 517.55 | 3,772.60 | 239.46 | 50,688.48 | |
| | 1 | 2002 | CABRERA, MARK A. | Buyer II | \$ 15.67 | 32,593.60 | Y | 8,933.91 | 494.26 | 186.42 | 472.61 | 2,472.86 | 223.08 | 45,376.73 | |
| 1 | 2006 | VACANT | Procurement & Supply Manager | \$ 38.40 | 79,864.00 | | | | | | | | | | |
| | 1 | 2104 | VACANT | Buyer II | \$ 15.66 | 32,583.00 | | | | | | | | | |
| | | | | | 321,279.00 | | \$ - | \$ 57,240.85 | 1,977.04 | 745.68 | 3,028.06 | 11,191.18 | 908.70 | 283,923.52 | |
| | SUPPLY SECTION (632) | | | | | | | | | | | | | | |
| 1 | 2005 | SABLAN, ANNIE L.G. | Inventory Management Administrator | \$ 33.99 | 70,699.20 | | 19,378.65 | | | | | | 239.46 | 95,301.47 | |
| | 1 | 2201 | CASTRO JR., PETE M. | Supply Technician II | \$ 16.60 | 34,528.00 | Y | 9,464.12 | 494.26 | 186.42 | 1,025.14 | 3,772.60 | 223.08 | 45,173.46 | |
| | 1 | 626 | GRUZ, JOSEPH P. | Clerk III | \$ 16.94 | 35,235.20 | Y | 9,657.97 | 494.26 | 186.42 | 510.91 | 2,472.86 | 223.08 | 48,780.70 | |
| | 1 | 2200 | VACANT | Supply Supervisor | \$ 20.26 | 42,132.00 | | | | | | | | | |
| 1 | 2202 | VACANT | Supply Technician II | \$ 12.95 | 26,928.00 | | | 7,380.96 | 494.26 | 186.42 | 390.46 | 1,692.98 | 225.94 | 27,289.02 | |
| | | | | | 209,522.40 | | \$ 19,378.65 | \$ 26,503.06 | 1,482.78 | 745.68 | 2,427.16 | 7,928.44 | 688.48 | 326,544.65 | |
| | ENGINEERING DIVISION (640) | | | | | | | | | | | | | | |
| | | | | | | | | | | | | | | | |
| 1 | 581 | DELOS SANTOS, SIMEON S. | Engineer Manager | \$ 60.80 | 126,464.00 | | 34,663.78 | | | | 1,833.73 | 1,320.02 | 223.08 | 164,691.03 | |
| | 1 | 8120 | CONDE, ENRIQUE S. | Engineer II | \$ 32.19 | 66,955.20 | Y | 18,352.42 | 494.26 | 186.42 | 970.85 | 2,980.90 | 403.26 | 89,849.05 | |
| | 1 | 166 | DUEÑAS, VICTOR Q. | Administrative Aide | \$ 15.18 | 31,574.40 | Y | 8,654.54 | 494.26 | 186.42 | 457.83 | 1,015.19 | 2,980.90 | 403.26 | 41,367.45 |
| | 1 | 587 | GUTIERREZ, REMAR C. | Engineer III | \$ 33.66 | 70,012.80 | | 19,190.51 | 494.26 | 186.42 | 1,015.19 | 2,980.90 | 403.26 | 94,283.33 | |
| 1 | | | | | 295,006.40 | | \$ 53,016.20 | \$ 27,845.05 | 988.52 | 745.68 | 4,277.59 | 7,281.82 | 1,029.60 | 390,190.87 | |
| | COMMERCIAL DIVISION (650) | | | | | | | | | | | | | | |
| | | | | | | | | | | | | | | | |
| | | | | | | | | | | | | | | | |
| 1 | 700 | NELSON, GLENN B. | Commercial Manager | \$ 49.73 | 103,436.40 | Y | | 28,362.47 | 494.26 | 186.42 | 1,499.86 | 3,772.60 | 239.46 | 137,893.48 | |
| | 1 | 703 | CARBALLIDO, RITA B. | Commercial Specialist II | \$ 28.00 | 58,240.00 | Y | 15,993.56 | 494.26 | 186.42 | 778.13 | 3,772.60 | 239.46 | 79,896.32 | |
| | 1 | 623 | LEON GUERRERO, JOHN L. | Commercial Specialist I | \$ 25.80 | 53,664.00 | Y | 14,709.30 | 494.26 | 186.42 | 801.65 | - | - | 68,832.11 | |
| | 1 | 702 | BLAZ, PETER E. | Commercial Specialist I | \$ 26.58 | 55,286.40 | Y | 15,154.00 | 49 | | | | | | |

**FY-2017
PROPOSED
STAFFING PATTERN
MID-YEAR**

| Position Number | NAME | POSITION TITLE | Hourly Rate | Annual Income | P | RET-OB | RET-DC | RET-ODI | LIFE | MEDICARE | MEDICAL | DENTAL | TOTAL |
|----------------------------------|--------------------------------|--------------------------------|-------------|---------------|---|-----------|--------------|----------|----------|----------|-----------|----------|---------------|
| 1 | BAMBA, VINCENT C. | Budget Analyst | \$ 26.12 | \$ 54,329.60 | Y | | \$ 14,891.74 | 494.26 | 186.42 | 787.78 | 2,472.86 | 223.08 | 73,385.74 |
| 1 | | | | | | | \$ 14,891.74 | 494.26 | 186.42 | 787.78 | 2,472.86 | 223.08 | 73,385.74 |
| 1 | | | | | | | | | | | | | |
| REVENUE ACCOUNTING SECTION (681) | | | | | | | | | | | | | |
| 1 | LEON GUERRERO, JENNIFER A. | Tariff Supervisor | \$ 22.67 | \$ 47,153.60 | Y | | 12,924.80 | 494.26 | 186.42 | 683.73 | 3,772.60 | 239.48 | 65,454.87 |
| 1 | ARIAGUE, PETER G. | Tariff Technician | \$ 20.06 | \$ 41,724.80 | | 11,436.77 | 7,924.78 | 494.26 | 186.42 | 605.01 | 1,320.02 | - | 55,273.02 |
| 1 | SATAN, JULIE ADA Y. | Accounting Technician I | \$ 13.90 | \$ 28,812.00 | Y | | 7,924.78 | 494.26 | 186.42 | 419.22 | 1,320.02 | 223.08 | 37,936.68 |
| 1 | TOPASNYA, LORETTA LYNN T. | Accounting Technician I | \$ 13.90 | \$ 28,812.00 | Y | | 7,924.78 | 494.26 | 186.42 | 419.22 | 1,320.02 | 223.08 | 37,936.68 |
| 1 | VACANT | Accounting Technician II | \$ 18.85 | \$ 32,964.00 | | | 9,035.43 | 494.26 | 186.42 | 477.98 | 1,682.98 | 225.94 | 45,667.01 |
| 1 | 1432 VACANT | Accountant III | \$ 32.34 | \$ 67,275.00 | | | | | | | | | |
| 1 | 824 VACANT | Accountant II | \$ 26.38 | \$ 54,871.00 | | | | | | | | | |
| 1 | 945 VACANT | Tariff Technician | \$ 19.08 | \$ 39,699.00 | | | | | | | | | |
| 5 | | | | \$ 341,502.40 | | 11,436.77 | 37,809.79 | 1,977.04 | 932.10 | 2,605.16 | 8,095.62 | 688.48 | 243,211.36 |
| EXPENSE ACCOUNTING SECTION (685) | | | | | | | | | | | | | |
| 1 | ELORDI, MIAMI M. | General Accounting Supervisor | \$ 48.75 | \$ 101,400.00 | Y | | 27,793.74 | 494.26 | 186.42 | 1,470.30 | 2,472.86 | 223.08 | 134,040.68 |
| 1 | LEON GUERRERO, CHRISTINA M. | Payroll Supervisor | \$ 26.64 | \$ 55,411.20 | Y | | 15,168.21 | 494.26 | 186.42 | 803.46 | 3,772.60 | 239.48 | 76,095.61 |
| 1 | CAMACHO, MARYJANE G. | Accountant II | \$ 26.28 | \$ 58,622.40 | Y | | 16,123.22 | 494.26 | 186.42 | 852.92 | - | - | 76,479.22 |
| 1 | DAVIS, SEMUEL F. REV. D. | Accountant II | \$ 27.45 | \$ 57,099.00 | Y | | 15,650.84 | 494.26 | 186.42 | 827.94 | - | - | 74,258.45 |
| 1 | PAYUMO, VIRGINIA C. | Accounting Technician II | \$ 16.89 | \$ 35,339.20 | Y | | 9,686.47 | 494.26 | 186.42 | 512.42 | 1,320.02 | 223.08 | 47,761.87 |
| 1 | 589 CORONERO, ESTEFANIE ANN C. | Accounting Technician II | \$ 16.85 | \$ 32,968.00 | Y | | 9,036.53 | 494.26 | 186.42 | 476.04 | 1,320.02 | 223.08 | 46,877.38 |
| 1 | 4338 CRUZ, ASHLEY J. | Accounting Technician II | \$ 16.66 | \$ 34,652.80 | Y | | 9,498.33 | 494.26 | 186.42 | 502.47 | 1,320.02 | 223.08 | 46,877.38 |
| 1 | 953 PECINA, GEORGE C. | Accounting Technician II | \$ 22.45 | \$ 46,698.00 | | 12,799.37 | 9,498.33 | 494.26 | 186.42 | 677.09 | 4,488.64 | 288.22 | 65,145.75 |
| 1 | 954 MANGLONA, ANN T. | Accounting Technician II (LTD) | | | | 12,799.37 | 9,498.33 | 494.26 | 186.42 | 677.09 | 4,488.64 | 288.22 | 65,145.75 |
| 9 | | | | \$ 422,388.60 | | 12,799.37 | 102,977.34 | 3,459.82 | 1,491.36 | 6,124.63 | 17,962.78 | 1,505.14 | 568,609.05 |
| 410 | Total Positions | | | \$ 20,663,026 | | 1,119,299 | 4,133,419 | 153,205 | 69,721 | 282,692 | 1,005,736 | 79,307 | 26,610,389.92 |

**FY-2017
PROPOSED BUDGET
CAPITAL IMPROVEMENT PROJECTS
MID-YEAR**

| A.) The following are list of projects that are currently ongoing, in the planning and design stage and future construction projects. Please note they are not in any order of priority | | | | | |
|---|---|--------------------|---------|------------------|-------------------|
| | Description | Category | Status | Federal Funding | PAG Funding |
| On-Going Federal Projects:(Funded) | | | | | |
| 1 | Guam Commercial Port Improvement Program (Balance of \$2,459,536) - Port Enterprise Fund | MARAD | Ongoing | | |
| 2 | Rehabilitation of "H" Wharf, located at Cabras Island, Piti Guam that serves as a Transshipment Hub to the Western Pacific Region. \$10,000,000 -50% Cost Share | US Depart of Trans | Ongoing | | |
| 3 | Enhancement of the PAG's Critical Infrastructure Cyber Security EMW-2014-PU-00572 | FEMA/PSGP | Ongoing | 157,500 | 52,500 |
| 4 | Maintenance & Sustainment Contract for the Port Command Port Wide CCTV and Access Control Systems (PSGP2015) | FEMA/PSGP | Ongoing | 178,070 | 59,357 |
| 5 | Upgrade and Refurbishment of Existing Damaged Security Light Poles and Fixtures at Strategic Port Locations (PSGP2015) | FEMA/PSGP | Ongoing | 317,827 | 105,942 |
| 6 | PSGP2016 Award for Additional CCTVs at Marinas & Harbor of Refuge | FEMA/PSGP | | 130,983 | 43,661 |
| 7 | PSGP2016 Award for Additional Lighting Projects | FEMA/PSGP | | 356,412 | 118,804 |
| 8 | Harbor of Refuge A/E Design & Environmental Studies - Phase I (F13AP00130) | DOI/F&WS/DO | Ongoing | 56,319 | 25,000 |
| 9 | Renovation of the Guam Harbor of Refuge Phase II - A/E Design, Repairs to Mooring, Acquisition of Pumpout System & Shelter/Housing (F14AP00191) | DOI/F&WS/DO | Ongoing | 86,181 | 23,750 |
| 10 | Warehouse 1 Hardening Project | USDHS | Ongoing | 75,629 | 18,907 |
| 11 | Harbor of Refuge - Phase III Moorage Repairs | DOI/F&WS/DO | Ongoing | 200,000 | 50,000 |
| 12 | Agat Demolition Dock B | | Ongoing | 99,311 | |
| 13 | Contingency Funds for Cost Share or Matching in FY2017 for all grants | | Ongoing | | 200,000 |
| 14 | Total On-Going Federal Projects: | | | 1,658,232 | 697,921 |
| 15 | | | | | |
| 16 | Planned Federal Projects:(Not funded) | | | | |
| 17 | PAG Facilities Hardening Project | USDHS | Plan | 762,172 | |
| 18 | CM Services, GDP Marina Renovation & Site Improvement Phase III: | | Plan | 3,294,718 | |
| 19 | Study and A/E Design for Repair and Replacement of Refueling Pier, Boat Ramp and Boarding Pier | | Plan | 100,000 | |
| 20 | Repair and Construction of Refueling Pier, Boat Ramp and Boarding Pier | | Plan | 500,000 | |
| 21 | Harbor of Refuge - Phase 4 Moorage Repairs | DOI/F&WS/DO | Plan | 200,000 | 50,000 |
| 22 | | | | | |
| 23 | Total Planned: | | | 4,856,890 | 50,000 |
| 24 | | | | | |
| 25 | Total Federal | | | 6,515,122 | 747,921 |
| 26 | | | | | |
| 28 | Internally Funded On-Going PAG Projects: | | | | |
| 29 | American Disability Act | FY2017 | Ongoing | | 25,000 |
| 30 | Other Small Projects | FY2017 | Ongoing | | 150,000 |
| 31 | Mobil Pipe Line Misc. Maintenance | FY2017 | Ongoing | | 50,000 |
| 32 | Load Center Upgrades | FY2017 | Ongoing | | 250,000 |
| 33 | Harbor Masters Office Renovation | FY2017 | Ongoing | | 44,000 |
| 34 | Warehouse I - Bay 12 & 13 North wall Repair Upgrade | FY2016 | Ongoing | | 125,000 |
| 35 | A/E Design for Agat Marina Loading Dock | FY2016 | Ongoing | | 150,000 |
| 36 | Upgrade of 1st Fl. Mens Restroom Admin. Bldg. | FY2016 | Ongoing | | 15,000 |
| 37 | Terminal Operating Services (TOS) (Task Order 2) | FY2016 | Ongoing | | 1,000,000 |
| 38 | Demolition of Warehouse 1 Bay 14 & 15 | FY2016 | Ongoing | | 0 |
| 39 | Tristar Fender Replacements | FY2016 | Ongoing | | 500,000 |
| 40 | Stevedore Wire Rope Pull Test | FY2016 | Ongoing | | 38,000 |
| 41 | Engineering/Safety/Stevedoring Office Rebuild | FY2016/7 | Ongoing | | 350,000 |
| 42 | Agat Marina Restaurant Shutters | FY2016/7 | Ongoing | | 31,200 |
| 43 | CM Services for Yard Striping, Lights, Trench Drain & Pavement Repairs | FY2017 | Ongoing | | 250,000 |
| 44 | A/E Services for Port Various Facilities (Warehouse 1, EQMR 7 Rigging Bldg) | FY2017 | Ongoing | | 250,000 |
| 45 | Topographic & Hydrographic Survey for Agat Marina | FY2017 | Ongoing | | 50,000 |
| 46 | Topographic & Hydrographic Survey for Harbor of Refuge | FY2017 | Ongoing | | 25,000 |
| 47 | A/E Services for F1 Fendering Replacements & Structural Assessments | FY2017 | Ongoing | | 150,000 |
| 48 | A/E Services for F1 for Load Centers, Upgrades & Construction Managemant | FY2017 | Ongoing | | 75,000 |
| 49 | Cast Iron Restricted Signage for Waterpump, Tank and Troubleshoot Gate | FY2017 | Ongoing | | 50,000 |
| 50 | H-Warf Design Update | FY2017 | Ongoing | | 225,000 |
| 51 | New Admin Building Design | FY2017 | Ongoing | | 375,000 |
| 52 | Old Gate House Demolition | FY2017 | Ongoing | | 500,000 |
| 53 | Construction of Pumpout System & Shelter/Housing | FY2017 | Ongoing | | 200,000 |
| 54 | Total Internal On-Going PAG Projects: | | | 0 | 4,878,200 |
| 55 | | | | | |
| 56 | Externally Funded On-Going PAG Projects: | | | | |
| 57 | Wharf Upgrade | External | Ongoing | | 2,230,833 |
| 58 | Top Lifter | External | Ongoing | | 2,000,000 |
| 59 | FMS/TOS Upgrade | External | Ongoing | | 0 |
| 60 | Equipments (\$2M USDA LN) | External | Ongoing | | 1,586,347 |
| 61 | | | | | |
| 62 | Total External On-Going PAG Projects: | | | 0 | 5,817,180 |
| 63 | | | | | |
| 64 | Total On-Going PAG Projects: | | | 0 | 10,695,380 |
| 65 | | | | | |
| 66 | GRAND TOTAL FUNDED PAG/FEDERAL/LOAN: | | | 6,515,122 | 11,443,301 |

**FY-2017
PROPOSED BUDGET
CAPITAL IMPROVEMENT PROJECTS
MID-YEAR**

| | | | | | |
|---|--|-----------------|---------------|------------------------|--------------------|
| A.) The following are list of projects that are currently ongoing, in the planning and design stage and future construction projects. Please note they are not in any order of priority | | | | | |
| | Description | Category | Status | Federal Funding | PAG Funding |
| 67 | | | | | |
| 68 | Unfunded Bond: | | | | |
| 69 | Rehabilitation of "H" Wharf, located at Cabras Island, Piti Guam that serves as a Transshipment Hub to the Western Pacific Region. | External | Planned | | 14,199,255 |
| 70 | Gulf Pier Repairs (Mobil) | External | Planned | | 2,000,000 |
| 71 | Water Pipeline Replacement | External | Planned | | 6,000,000 |
| 72 | Replacement of Administration Building | External | Planned | | 15,858,000 |
| 73 | Design of Admin Bldg | External | Planned | | 1,500,000 |
| 74 | 1% Mandated Art Requirement | External | Planned | | 120,000 |
| 75 | Warehouse-EQMR Spalling & Roof Repair | External | Planned | | 1,000,000 |
| 76 | Warehouse I Spalling & Roof Repair | External | Planned | | 1,000,000 |
| 77 | Debt Issuance Cost 4% | External | Planned | | 1,848,920 |
| 78 | | | | | |
| 79 | Total Unfunded Bond: | | | 0 | 43,526,175 |
| 80 | | | | | |
| 81 | Unfunded CIP's: | | | | |
| 82 | Agat Marina Loading Dock | External | Planned | | 1,500,000 |
| 83 | Agat Marina Phase III | External | Planned | | 3,500,000 |
| 84 | | | | | |
| 85 | Total Unfunded CIP's: | | | 0 | 5,000,000 |
| 86 | | | | | |
| 87 | GRAND TOTAL UNFUNDED: | | | 0 | 48,526,175 |
| 88 | | | | | |

**FY-2017
PROPOSED BUDGET
EQUIPMENT
MID-YEAR**

| Bus Unit | Section | Description | Amount |
|----------|---------------------------|---|------------------|
| | | 2017 MID-YEAR PROPOSED | |
| 122 | Port Police | Communications(radios, batteries, etc.) | 150,000 |
| 400 | Maintenance | Prime Generator and Automatic Power Switch | 120,000 |
| 330 | Transportation | Golf Cart -Additional funds | 20,000 |
| | | TOTAL 2017 MID-YEAR PROPOSED: | 290,000 |
| | | FUNDED | |
| | | Vehicle & Motor Equipment by Description | |
| 330 | Transportation | Golf Cart For Superintendents | 30,000 |
| 330 | Transportation | Vehicles | 60,000 |
| 330 | Transportation | Tractor (x3) -FY2016 (Ongoing) | 300,000 |
| 330 | Transportation | 10 & 20 Ton Forklift -FY2015 (Ongoing) | 439,000 |
| 330 | Transportation | Tractors (x5) FY-2015 (Ongoing) | 500,000 |
| 610 | General Administration | New Telephone System -FY2016 (Ongoing) | 82,000 |
| 330 | Transportation | RORO Tractor and Trailer | 150,000 |
| 330 | Transportation | 20 Ton Forklift - FY2017 | 212,000 |
| 330 | Transportation | (3) 10 Ton Forklift (\$126,441 ea) - FY2017 | 380,000 |
| 330 | Transportation | (5) 5 Ton Forklift (\$40,950 ea) - FY2017 | 204,750 |
| 610 | General Administration | Cubicle Work Station (x4) | 17,000 |
| 610 | General Administration | Cabinet for File Jackets | 3,000 |
| 630 | Procurement/Supply | Cubicle Work Station (x3) | 15,000 |
| 413 | Fleet Maintenance | Service Rack for PM Service (x2) | 13,000 |
| 413 | Fleet Maintenance | Hydraulic Lift for Heavy Equipment | 50,000 |
| 650 | Commercial | Wash Down for Agana Marina | 15,000 |
| 411 | Crane Maintenance Section | Personnel Lockers | 10,000 |
| 411 | Crane Maintenance Section | Parts, Shelf and Tool Cabinet | 10,000 |
| 122 | Port Police | Light Plants | 8,000 |
| 122 | Port Police | Vehicle Cages | 37,000 |
| | | TOTAL VEHICLE & MOTOR EQUIPMENT | 2,535,750 |
| | | UNFUNDED | |
| | | Communication Equipment by Description | |
| 122 | Port Police | Smart Net Hand Held Radio (x10) | 50,000 |
| 122 | Port Police | Digital Camera with Additional Lens | 3,000 |
| | | TOTAL COMMUNICATION EQUIPMENT | 53,000 |
| | | Computer Equipment by Description | |
| 670 | Information Technology | Active Directory Server | 20,000 |
| 670 | Information Technology | DHCP Server | 20,000 |
| 670 | Information Technology | Website Server | 20,000 |
| 670 | Information Technology | Email Server | 30,000 |
| 430 | Maintenance Control | Battery Backup | 3,500 |
| | | TOTAL COMPUTER EQUIPMENT | 93,500 |
| | | Office Equipment by Description | |
| 412 | Preventive Maintenance | Personnel Lockers | 10,000 |
| | | TOTAL OFFICE EQUIPMENT | 10,000 |
| | | Other Equipment by Description | |
| 122 | Port Police | 500gal Fuel Tank | 50,000 |
| 330 | Transportation | 8,000 Gallon Fuel Tank | 20,000 |
| 413 | Fleet Maintenance | Solvent Based Parts Wash Station (x2) | 12,500 |
| 413 | Fleet Maintenance | Tire Machine W/Electronic Balancer up to 18" | 13,000 |
| 630 | Procurement/Supply | Power Stacker Lift | 15,000 |
| 630 | Procurement/Supply | Workstations, Conference Table w/Chairs | 10,000 |
| 670 | Information Technology | IP Security Camera (X2) | 20,000 |
| 670 | Information Technology | Media Projectors (X2) | 6,000 |
| 421 | Building Maintenance | Portable Light Plant | 8,000 |
| | | TOTAL OTHER EQUIPMENT | 154,500 |

**FY-2017
PROPOSED BUDGET
EQUIPMENT
MID-YEAR**

| Bus Unit | Section | Description | Amount |
|-----------------|---------------------------|---|------------------|
| | | | |
| | | Power Tools by Description | |
| 414 | Welders | Plasma Cutting Machine | 6,000 |
| 421 | Building Maintenance | Graco airless line Striper, 160hp, 3300 psi | 15,000 |
| | | TOTAL POWER TOOLS | 21,000 |
| | | | |
| | | Shop Equipment by Description | |
| 411 | Crane Maintenance Section | 240 Volts Air Compressor | 8,000 |
| 411 | Crane Maintenance Section | Hydraulic Hose Crimper | 15,000 |
| 412 | Preventive Maintenance | Portable Compressor 375 CFM \$50K (x2) | 100,000 |
| 412 | Preventive Maintenance | Sandblast Kit (Portable) | 65,000 |
| 412 | Preventive Maintenance | Sheet Metal/Plate Bender | 55,000 |
| 413 | Fleet Maintenance | Hydraulic Car Lift | 41,000 |
| 414 | Welders | Hydraulic Bender (Pipe/Tube) | 15,000 |
| 414 | Welders | Pipe Notcher | 15,000 |
| 414 | Welders | 375 CFM Portable Air Compressor (Trailer) | 40,000 |
| 423 | Electrical/Refrigeration | Pipe Threaders 1/2" - 4" Threading Capability | 5,000 |
| 423 | Electrical/Refrigeration | Hydraulic Pipe Bender | 5,000 |
| | | TOTAL SHOP EQUIPMENT | 364,000 |
| | | | |
| | | Vehicle & Motor Equipment by Description | |
| 123 | Safety | Mule: 4 seater, 4WD | 14,987 |
| 330 | Transportation | Utility Trailer 6x12 | 5,000 |
| 330 | Transportation | Terminal Roll Trailer 49x10 | 30,000 |
| 330 | Transportation | Terminal Container Spreader Trailer | 100,000 |
| 412 | Preventive Maintenance | Utility Truck | 50,000 |
| 413 | Fleet Maintenance | Utility Truck | 50,000 |
| 414 | Welders | Utility Service Truck | 50,000 |
| | | TOTAL VEHICLE & MOTOR EQUIPMENT | 299,987 |
| | | | |
| | | GRAND TOTAL EQUIPMENT | 3,821,737 |



PORT OF GUAM
ATURIDAT I PUETTON GUAHAN
Jose D. Leon Guerrero Commercial Port
1026 Cabras Highway, Suite 201, Piti, Guam 96925
Telephone: 671-477-5931/35 Facsimile: 671-477-2689/4445
Website: www.portguam.com






Eddie Baza Calvo
Governor of Guam
Ray Tenorio
Lieutenant Governor

April 26, 2017

MEMORANDUM

TO: Board of Directors

VIA: General Manager 
Deputy General Manager, Administration/Finance 

FROM: glenn 

SUBJECT: Golf Pier Interior Fenders; Replacement of

At issue this date is a request from Management for Board authorization to reprogram the amount of \$50,000 from Item 31 of the Mid-Year Budget Capital Improvement Projects listing titled 'Mobil Pipe Line Misc. Maintenance' for purposes related to replacing the interior fender system at Golf Pier.

In letter dated April 7, 2017, Mobil gave notice to the Port that they desired to make certain improvements to the fender system at Golf Pier to allow a newer class of vessels servicing the region the ability to safely moor up against the pier facility to discharge and receive petroleum products.

The initial cost estimate for the project was US\$100,000 to US\$120,000; however, in discussion had with Mobil rep on April 24th, it is likely that the estimate will go up to US\$150,000.

It is the position of staff that there is no disputing the need for the improvement. Further, it is our desire to provide Mobil with the required approval in the form of a Notice to Proceed. In doing so, would require that we also firm up the funding for the project. It is proposed that this project be funded in the following manner.

- \$50,000 – Mobil, through the proceeds already paid for the purpose pursuant to the 2nd Amendment of the 1990 Management Agreement;
- \$50,000 – Mobil has agreed, through its representative, to contribute this amount as its share for the project; and
- \$50,000 – proposed Port share of the project to improve the interior fenders system of the pier.

RECOMMENDATION(S):

1. Board approval for management to reprogram the amount of US\$50,000 from Item 31 of the Mid-Year Budget Capital Improvement Projects listing titled 'Mobil Pipe Line Misc. Maintenance' for purposes related to replacing the interior fender system at Golf Pier; and
2. Further that such funding will be applied to the balance of project remaining after the initial US\$100,000 is expended and in an amount not to exceed US\$50,000.

**Port Authority of Guam
Board of Directors Regular Board Meeting
April 27, 2017**

**Executive Summary
PAG – RFP – 017-002**

Medical Examination Services for the Port Authority of Guam Employees

PURPOSE: Request the Board of Directors to approve the Request for Proposal award to **Take Care Insurance Company, Inc dba: FHP HEALTH CENTER** for the Medical Examination Services for Port Authority of Guam Employees.

BACKGROUND:

On Monday, February 20, 2017, a Request for Proposal (RFP) was issued to solicit qualified Medical Services from companies/firms to provide Medical Examination Services to Ports Employees by advertising a public notice through a local newspaper. The deadline to submit the proposals was at 4:00pm, Monday, on March 6, 2017. Four (4) Companies expressed their interest by registering and obtaining the package. Four (4) firms officially submitted their bids in response to the RFP.

After the opening of all sealed proposals and determining that all proposals were qualified the submitted proposals were distributed and evaluated by an evaluation committee. The results of the evaluation committee revealed Take Care Insurance Company, Inc. dba: FHP Health Center as the most qualified offeror.

As part of the RFP procurement process, a letter of Notice of Intent to Award was sent on April 12, 2017 requesting FHP Health Center to submit their cost proposal /proposed fees in order to initiate the cost negotiation proceedings. A cost proposal and list of fees were submitted by offeror on April 20, 2017. To effectuate the contract a cost negotiation team is currently reviewing the cost proposal and a cost negotiation meeting is tentatively scheduled to take place at 10:00am on Thursday, May 4, 2017 at the Port Authority of Guam. Upon successful negotiations and both parties agree to a *fair and reasonable* price, the results will be incorporated into a draft contract and submitted for legal councils for final approval.

LEGAL REVIEW:

Upon Board's approval of this award and legal's approval of the contract to form, the agreement will be executed, and work will commence shortly thereafter.

FINANCE REVIEW:

Funding for the contract is made possible through Local Port Funds. This contract will not exceed the \$500,000.00 for the life of the contract.

RECOMMENDATION:

Management requests the Board of Directors' motion to approve the award of this RFP contract to **Take Care Insurance Company, Inc dba: FHP Health Center**, for a period of One (1) year from the last signature date on the Agreement and with the options to renew this contract for one (1) additional year thereafter and not to exceed a total of four (4) years. The offeror has been deemed to have met all the requirements set forth in the RFP and is consistent with the Guam Procurement Regulations.

**Port Authority of Guam
Board of Directors Regular Board Meeting
April 27, 2017**

**Executive Summary
IFB No. PAG - CIP 017-001
CIP/SAFETY/STEVEDORE STORAGE SITE OFFICE DEMOLITION AND RENOVATION**

PURPOSE: Request the Board of Directors to approve the construction contract award of the **CIP/SAFETY/STEVEDORE STORAGE SITE OFFICE** Demolition and Renovation Construction project to Propacific Builders Corporation pursuant to IFB-PAG-CIP No. 017-001.

BACKGROUND:

On February 1, 2017 an Invitation for Bid (IFB) was issued to solicit qualified Construction Companies for the Demolition and Renovation of the CIP/Safety/Stevedore Storage Site Office Project by advertising a public notice through a local newspaper. The deadline to submit the bids was on Friday, February 24, 2017. Nine (9) Companies expressed their interest by registering and obtaining the package. Two (2) firms officially submitted their bids in response to the IFB.

After the opening of all sealed bids in front of all potential winners. The results of the sealed bid opening determined that Propacific Builder's Corporation was the lowest, responsive and responsible bid offeror.

As part of the IFB procurement process, a cost analysis was performed on April 10, 2017 and the findings were Propacific Builder's Corporation bid submittal was approximately 7.4% more than the Governments budgeted amount of **Three Hundred Twenty-Five Thousand Dollars and No Cents (\$325,000.00)**.

Propacific Builder's Corporation submitted a bid of Three Hundred Forty-Nine Thousand Dollars and No Cents (\$349,000.00) to perform the following:

The Demolition and Renovation of the CIP/Safety/Stevedore Storage Site Office Construction Project and to perform all work specified in the scope of work and design plans).

LEGAL REVIEW:

The necessary documents pertaining to this project are being prepared and will be reviewed by the Port's legal counsel. Upon Board's approval of the award and legal's approval of contract form, the agreement will be executed and issuance of the Notice to Proceed will follow thereafter.

FINANCE REVIEW:

Funding is approved and made available through the 2017 Budget from the FMF account.

RECOMMENDATION:

Management requests the Board of Directors' motion to approve the award to **Propacific Builder's Corporation**, for a period of One Hundred and Eighty-Two Days (182) from the date of issuance of the Notice to Proceed. The company has been deemed to have met all the requirements set forth in the IFB and is consistent with the Guam Procurement Regulations.



PORT OF GUAM
ATURIDAT I PUETTON GUAHAN
Jose D. Leon Guerrero Commercial Port
1026 Cabras Highway, Suite 201, Piti, Guam 96925
Telephone: 671-477-5931/35 Facsimile: 671-477-2689/4445
Website: www.portguam.com



Eddie Baza Calvo
Governor of Guam
Ray Tenorio
Lieutenant Governor

April 24, 2017

MEMORANDUM

TO: Board of Directors
FROM: General Manager
SUBJECT: Travel Authorization Request
: Hazard Mitigation Assistance Courses

The USDHS/FEMA has scheduled hazard mitigation courses administered by the Emergency Management Institute that is scheduled on June 19-22, 2017. These courses will provide the knowledge and skills required for effective implementation and closeout of a project; grant application and sub-application review and evaluation; and equip participants with knowledge of how a grant is awarded.

The port personnel identified to attend the conference are as follows or as otherwise designated by the General Manager.

Purpose: E0213 Unified Hazard Mitigation Assistance Application Review and Evaluation
E0214 Unified Hazard Mitigation Assistance Project Implementation and
Programmatic Closeout
Travel Date: June 19-22, 2017
Place: Emmitsburg, Maryland
Participant: Joe Javellana, Planner IV
Enrique Conde, Engineer II
Joann Conway, General Accounting Supervisor
Travel Cost: ***100% federally funded under the PSGP***

I am available should you have any questions.


JOANNE M.S. BROWN



PORT OF GUAM
ATURIDAT I PUETTON GUAHAN
Jose D. Leon Guerrero Commercial Port
1026 Cabras Highway, Suite 201, Piti, Guam 96925
Telephone: 671-477-5931/35 Facsimile: 671-477-2689/4445
Website: www.portguam.com



Eddie Baza Calvo
Governor of Guam
Ray Tenorio
Lieutenant Governor

April 25, 2017

MEMORANDUM

TO: Board of Directors

FROM: General Manager

SUBJECT: Travel Authorization Request
: ATOSSCOM 44th Annual Conference

As you may know, the Port Authority of Guam serves as secretary to the Association of Terminal Operators, Stevedoring and Shipping Companies of Micronesia. The association will be holding its 44th Annual Conference on July 22-28, 2017 held in Majuro, Marshall Islands. The annual conference is held for all its executive officers and members to address standard organizational issues, regional transportation strategy, and best practices.

Request is being made to authorize the following port personnel to attend or as otherwise designated by the General Manager.

Purpose: **ATOSSCOM 44th Annual Conference**
Travel Date: July 22-28, 2017
Destination: Majuro, Marshall Islands
Participant: John B. Santos, Operations Manager
Jennie Untalan, Administrative Officer

| | |
|------------------------|-------------------|
| Travel Accommodations: | \$3,766.78 |
| Per Diem: | <u>\$3,314.00</u> |
| Travel Expense: | \$7,080.78 |

I am available should you have any questions.


JOANNE M.S. BROWN



PORT OF GUAM
ATURIDAT I PUETTON GUAHAN
Jose D. Leon Guerrero Commercial Port
1026 Cabras Highway, Suite 201, Piti, Guam 96925
Telephone: 671-477-5931/35 Facsimile: 671-477-2689/4445
Website: www.portguam.com



Eddie Baza Calvo
Governor of Guam
Ray Tenorio
Lieutenant Governor

April 24, 2017

MEMORANDUM

TO: Board of Directors

FROM: General Manager

SUBJECT: Travel Authorization Request
: E0101 Foundations of Emergency Management

The USDHS/FEMA is offering an E0101 Foundation of Emergency Management course. The prerequisite requirement is to have completed the courses of E0102 thru E0105 to enable participation in the E0101 course. Upon completion, the participant(s) will have achieved the entry-level National Emergency Management Basic Academy and be awarded certificate of completion. There are currently two port personnel that have completed the requisite course requirements, namely Frank Lujan and Joseph Leon Guerrero.

This course will be administered by the Emergency Management Institute that is scheduled on July 24 – August 4, 2017. Topics include: legal issues, intergovernmental and interagency context, influencing, organizing, social vulnerability issues, managing stress, collaboration, preparedness, team building, mitigation, response, prevention and protection, ethical decision-making, recovery, technology, and administration.

The port personnel identified to attend the conference are as follows or as otherwise designated by the General Manager.

Purpose: E0101 Foundations of Emergency Management
Travel Date: July 24 – August 4, 2017
Place: Emmitsburg, Maryland
Participant: Frank Lujan, Program Coordinator III
Joseph Leon Guerrero, Planner Work Coordinator
Travel Cost: Per Diem: \$1,926.00
\$1,926.00

I am available should you have any questions.


JOANNE M.S. BROWN