



PORT OF GUAM

ATURIDAT I PUETTON GUAHAN

Jose D. Leon Guerrero Commercial Port

1026 Cabras Highway, Suite 201, Piti, Guam 96925

Telephone: 671-477-5931/35 Facsimile: 671-477-2689/4445

Website: www.portguam.com



Lourdes A. Leon Guerrero
Governor of Guam

Joshua F. Tenorio
Lieutenant Governor

REGULAR MEETING OF THE BOARD OF DIRECTORS
Jose D. Leon Guerrero Commercial Port
Reconvened Meeting of August 27, 2019 to Thursday, August 29, 2019
PAG Board Conference Room, Piti
1:00 p.m.

A G E N D A

- I. CALL TO ORDER
- II. APPROVAL OF MINUTES
 1. July 30, 2019 – Regular Board Meeting
- III. PUBLIC COMMENTS:
 - a. Public Comments
 - b. Employee Comments
 - c. PAGGMA Association
- IV. GENERAL MANAGER'S REPORT (deferred to Old/New Business Items)
- V. OLD BUSINESS
- VI. NEW BUSINESS
 1. Fiscal Year 2020 Proposed Budget
 2. Temporary Staffing Services
 3. Resolution No. 2019-08 – Holiday Work Schedule for No Vessel Operations
 4. Board Policy Memorandum No. 2019-02 – Holiday Work Schedule for No Vessel Operations
 5. Resolution No. 2019-09 – Facility Maintenance Fee Investment Account
 6. Port's Personnel Rules & Regulations – Rule 6.302 and Rule 7.008
- VII. EXECUTIVE SESSION – Pursuant to §8111(c)
 1. Legal Matters
- VIII. ADJOURNMENT



PORT OF GUAM

ATURIDAT I PUETTON GUAHAN

Jose D. Leon Guerrero Commercial Port

1026 Cabras Highway, Suite 201, Piti, Guam 96925

Telephone: 671-477-5931/35 Facsimile: 671-477-2689/4445

Website: www.portguam.com



Lourdes A. Leon Guerrero
Governor of Guam

Joshua F. Tenorio
Lieutenant Governor

REGULAR MEETING OF THE BOARD OF DIRECTORS

Jose D. Leon Guerrero Commercial Port

Tuesday, August 27, 2019

PAG Board Conference Room, Piti

3:00 p.m.

A G E N D A

- I. CALL TO ORDER
- II. APPROVAL OF MINUTES
 1. July 30, 2019 – Regular Board Meeting
- III. PUBLIC COMMENTS:
 - a. Public Comments
 - b. Employee Comments
 - c. PAGGMA Association
- IV. GENERAL MANAGER'S REPORT (deferred to Old/New Business Items)
- V. OLD BUSINESS
- VI. NEW BUSINESS
 1. Fiscal Year 2020 Proposed Budget
 2. Temporary Staffing Services
 3. Resolution No. 2019-08 – Holiday Work Schedule for No Vessel Operations
 4. Board Policy Memorandum No. 2019-02 – Holiday Work Schedule for No Vessel Operations
 5. Resolution No. 2019-09 – Facility Maintenance Fee Investment Account
 6. Port's Personnel Rules & Regulations – Rule 6.302 and Rule 7.008
- VII. EXECUTIVE SESSION – Pursuant to §8111(c)
 1. Legal Matters
- VIII. ADJOURNMENT



PORT OF GUAM
ATURIDAT I PUETTON GUAHAN
Jose D. Leon Guerrero Commercial Port
1026 Cabras Highway, Suite 201, Piti, Guam 96925
Telephone: 671-477-5931/35 Facsimile: 671-477-2689/4445
Website: www.portguam.com



Lourdes A. Leon Guerrero
Governor of Guam
Joshua F. Tenorio
Lieutenant Governor

**MINUTES OF THE
REGULAR MEETING OF THE BOARD OF DIRECTORS
Tuesday, July 30, 2019**

I. CALL TO ORDER

There being a quorum, the regular meeting of the Board of Directors was called to order at 3:00 p.m., Tuesday, July 30, 2019. Present at the meeting were:

Francisco G. Santos, Chairman
Nathan T. Taimanglo, Vice Chairman
Isa Marie C. Koki, Board Secretary
Maria D.R. Taitano, Member
Anthony P. Chargualaf, Member
Rory J. Respicio, General Manager
Dominic G. Muna, Deputy General Manager, Operations
Connie Jo Shinohara, Deputy General Manager, Admin/Finance
Atty. Joseph McDonald, Attorney General Representative

Also present was Senator Clynt Ridgell's office-Mike Carlson; GFT Union-Atty. Dan Del Priore; AM Insurance-Angelica Perez; Pacific Daily News-Anumita Kaur; Daily Post-Kevin Kerrigan and Port Staff.

II. APPROVAL OF MINUTES

a. **June 26, 2019 – Regular Board Meeting:** Director Koki made motion to approve the minutes of June 26, 2019 subject to correction. The motion was seconded by Director Taitano and was unanimously passed.

b. **July 9, 2019 – Special Board Meeting:** Director Koki made motion to approve the minutes of July 9, 2019 subject to correction. The motion was seconded by Director Taitano and was unanimously passed.

III. PUBLIC COMMENTS

- a. **Public Comments:** None.
- b. **Employee Comments:** None.
- c. **PAGGMA Association:** PAGGMA Vice President Steven Muna announced that the Port Authority of Guam participated in the 75th Liberation Float Parade and came in 2nd

place, tied with Department of Public Works. A financial report will be submitted to the Finance Division accounting for the float preparation expenditure. He reminded that the ATOSSCOM conference starts tomorrow at the Hotel Nikko Guam. The PAGGMA association is preparing for the September 1, 2019 Labor Day festivities located at the Ypao Beach. The assigned area for the Port is behind the GVB office. The Chairman thanked and congratulated all the employees for their efforts in preparing the float and for their participation.

IV. GENERAL MANAGER'S REPORT (deferred to Old/New Business Items)

The General Manager reported on the following:

1. **Port Staff Attorney.** Atty. Joseph McDonald was introduced to the members as the Port Staff Attorney who will officially start on August 6, 2019. His presence in today's meeting is authorized and sanctioned by the Attorney General's office to provide legal assistance and guidance where necessary to the Port Authority.
2. **Update on Port Employee Workplace Injury.** A port employee remains in the hospital recovering from a very serious workplace injury. The employee is covered under Workman's Compensation and provided with all the administrative support necessary to ensure medical treatment and salary compensation continues in accordance with the Port's Personnel Rules and Regulations. The Safety Division is also ensuring the needs of the employee is handled in accordance with the Worker's Compensation Act, policies and procedures.
3. **Guam YTK, Supreme Court Ruling.** The Supreme Court ruled in favor of the Port Authority in the case of Guam YTK on July 18, 2019. This was a longstanding issue from over 10 years in legal battle. In its ruling, the Supreme Court found that the lease term lasting forty-five years, absent specific legislative approval of the lease, any attempt by the Port to transfer possession or the right to use would be illegal. The arbitration panel therefore exceeded its authority by attempting to enforce a substantively illegal contract, and the Amended Arbitration Award should have been vacated.
4. **Procurement Delegation of Authority.** Mrs. Connie Jo Shinohara, Deputy General Manager of Admin/Finance continues to work closely with the Chief Procurement Officer and the Department of Administration to restore the Port's procurement delegation of authority. We are still projecting to have this delegation effective on August 1, 2019.
5. **Port Modernization Plan.** Senator Clynt Ridgell introduced Bill No. 149-35 to amend Public Law 34-70. This bill reprograms the \$17.5 million originally intended for a new PAG Admin Building to \$10.5 million and redirects the remaining \$7 million for improvements to shore up the water front revenue generating facilities, create connectivity of a fuel line from Golf Pier to F1, and improve the Port's financial management and terminal operating systems. A public hearing on this bill is scheduled for August 12th or 13th.

6. **H-Wharf Rehabilitation Project.** NEPA requirements are complete – Environmental Assessment and FONSI for Hotel Wharf Project approved by MARAD and published in a newspaper of general circulation. Grant Agreement is being finalized. PAG and MARAD anticipate signing agreement by next month and once signed, the fund of \$10M will be obligated.

7. **Bid Solicitation Updates:**

- **Professional Legal Services.** The bid solicitation package continues to be reviewed by the Attorney General's office.
- **F1 Management.** No appeal made by the protestor to OPA. The procurement process resumes for this bid project. New timelines for bid submission is August 9, 2019.
- **A&E Design/Consulting Services Structural Repairs of Golf Pier.** Currently in cost negotiations.
- **A&E Design/Consulting Services for WH1, EQMR Building Upgrade & Waterline Replacement.** Currently in cost negotiations.

8. **ATOSSCOM 46th Annual Conference.** The ATOSSCOM annual conference is all set which is scheduled for July 31 thru August 2, 2019. The Welcoming Dinner will be held at the Governor's House.

9. **Grant Opportunities.**

- **Office of Economic Adjustment.** The Port submitted a grant for \$800K through the 2019 OEA application for the following projects – 2020 Port master plan update, deep draft and fill improvements project feasibility study, customs inspection feasibility study, conceptual design and revised scope of work for the New Admin Building Annex & Renovation of existing Admin Building and a new crane acquisition (50 gauge).
- **Port Security Grant Program.** The Port Security Grant Program includes replacement of existing analog cameras with digital cameras; renovation & upgrade of load centers; and completion of Phase III lighting project and security fencing upgrade.

10. **MARAD.** The Port Authority will be applying for the 2019 Port Infrastructure Development Program which has an authorized funding level of about \$290M. Purpose is to improve jurisdiction intermodal transportation and infrastructure capabilities. This grant is due in September, and in the meantime, the Port is working to secure endorsement letters from this Board, the Governor, the Legislature, the Office of Economic Adjustment, and the Civilian Military Task Force as a mitigation effort to prepare for the buildup.

11. **Crane Acquisition.** Management is aware of the conditions of the three gantry cranes, and such conditions and the time lines for the replacement and acquisition of these gantry cranes has been highlighted in the transition report. The Port's Consultant, WSP, was given the directive a few months ago to focus on specifications surrounding a 50 gauge, diesel crane. This puts an end to the years and months of brainstorming what kind of cranes to purchase. The

reality is that the wharf would not be extended nor will the waterfront be dredged to allow for the berthing of bigger ships, which means that the waterfront could not accommodate a 100 gauge gantry crane. This was also brought to the attention of the Port Users Group. The point in securing the specifications right now is so that in the event the MARAD grant gets approved and when the Port is positioned to acquire its first crane purchase, the Port would know exactly what to purchase.

12. **Liberation Day Festivities.** The General Manager expressed an appreciation to the Board members for supporting the Liberation Day Festivities by authorizing the funds. He also congratulated the Port employees who provided their assistance and contribution in the preparation of the float.

V. OLD BUSINESS

1. **Union Contract – Collective Bargaining Agreement:** The General Manager mentioned that at the previous Board meeting, it was recommended for the Board to further digest the collective bargaining agreement between the Port Authority of Guam and the GFT union members. He said the collective bargaining agreement is based on rules of law and fairness to the port employees understanding the obligations that the Port has with the local community, island economy and the region in the movement of cargo operations. At this time, the matter on the collective bargaining agreement is being presented before the Board and management is available for any concerns or questions the members may have. As the matter relates, the Board entertained Item 2 – Resolution No 2019-06, Union Contract – Collective Bargaining Agreement.

2. **Resolution No. 2019-06 – Union Contract-Collective Bargaining Agreement:** Director Koki recalled at the previous meeting on the discussion about the financial impact of the new work schedule that management had implemented on June 2019, and asked for the financial implication or estimation on this matter. Mr. Jose B. Guevara, Financial Affairs Controller mentioned that the new work schedule is on an 8 hour shift, Monday thru Friday from a 10 hour work schedule four days a week, so if the vessel operation exceeds the 8 hour shift, the exposure of 2 hours exist, which would potentially be more than one hundred percent annually in overtime expense. However, the Financial Affairs Controller mentioned that based on the actuals in June 2019 in comparison to actuals of the month of May 2019, there is a decrease of two percent in overtime. He said the indicator is contingent upon the vessel scheduling for the week. Director Koki asked that based on the year-to-date actual financial profit and loss, is there a concern for an additional overtime expense. The General Manager replied that this matter was addressed extensively considering the bottom line and impact to the financial condition of the Port, and during the negotiation process with the Union the question was – what is required by law, in which the Port’s Personnel Rules and Regulations provides for ‘shift work’ predicated on when a vessel is in port. So if there is a vessel in port, the port employees will work beyond its regular 8 hour shift, and if there is no vessel in port, then the port employees work normal operations of an 8 hour shift, Monday thru Friday. Director Koki commented that so long as management has

done its due diligence in the potential of absorbing additional expenses. The General Manager mentioned that while so far the new schedule is doing well, he noted that the Port's Personnel Rules and Regulations authorizes the General Manager to change the shift schedule when necessary notwithstanding the collective bargaining agreement. Without further discussion, the Vice Chairman made motion to adopt Board Resolution No. 2019-06 relative to approving the collective bargaining agreement for operations and maintenance employees of the Jose D. Leon Guerrero Commercial Port and Guam Federation of Teachers Local 1581. Motion was seconded by Director Chargualaf and was unanimously approved.

VI. NEW BUSINESS

1. **Resolution No. 2019-07 – Crane Surcharge Reserve Account:** The Financial Affairs Controller mentioned that the Public Utilities Commission approved the Port's petition for a crane surcharge and the recommendation is to separate the crane surcharge revenues to two accounts – crane operating account and crane reserve account. Currently, the Port maintains one savings account for all crane surcharge revenues with an interest rate of 0.125%, but through Bank of Guam Trust Stone Castle FICA which is a federally insured cash account has an interest rate of 1.75%. The Vice Chairman made motion to approve Board Resolution No. 2019-07 relative to establishing a crane surcharge reserve account for the Port Authority of Guam, seconded by Director Taitano. The motion on the floor passed by a majority vote with the Chairman, Vice Chairman, Director Chargualaf and Director Taitano who voted in favor. Director Koki recused herself from voting on this item due to her employment with Bank of Guam.

2. **75th Guam Liberation Commemorative Booklet:** Director Koki made motion to authorize management to purchase 25 books of the 75th Guam Liberation Commemorative Booklet, Special Edition with a total cost of \$1,125.00 by way of direct payment. Motion was seconded by the Vice Chairman and was unanimously approved.

VII. EXECUTIVE SESSION

At this time, the Board went into executive session at 3:39 p.m. Motion made by the Vice Chairman, seconded by Director Koki and was unanimously approved. Executive session ended at 4:07 p.m. The Board is now back in regular meeting session.


Item(s) addressed in executive session includes:

1. Performance Review of Agency Head pursuant to Public Law 29-61
2. Performance Evaluation of Deputy General Manager

Director Koki made motion to accept the performance evaluations of the General Manager and Deputy General Managers, subject to corrections made. Motion was seconded by the Vice Chairman and was unanimously approved.

VIII. ADJOURNMENT

There being no further business to discuss, it was moved by Director Taitano and seconded by Director Koki to adjourn the meeting at 4:12 p.m. The motion was unanimously passed.



ISA MARIE C. KOKI, Board Secretary
Board of Directors


APPROVED BY:



FRANCISCO G. SANTOS, Chairman
Board of Directors



**FY 2019 Port Modernization Plan
Grant/Bond Strategy - Monthly Update
As of August 21, 2019**



Grant Program	Total Award Amount	Total Draw Down	Total Remaining Balance	PROCUREMENT (FB/RFP/PO Number)	Status
Modernization	\$13,744,530.00	\$309,467.37	\$13,435,062.63		
DTMA91G1600007 - Rehabilitation of "H" Wharf	\$10,000,000.00	\$0.00	\$10,000,000.00		Finding of No Significant Impact (FONSI) has been approved based on results of Environmental Assessment (EA) on July 19, 2019. Grant Agreement signed by the Port on August 2019. Complete construction design package received from WSP on August 20, 2019. Awaiting NTP from MARAD.

GR882-18-01 - Owner's Agent Engineer Support Services	\$900,000.00	\$309,467.37	\$590,532.63		TO 7 work is ongoing.
Port Enterprise Fund - 1. Guam Commercial Port Improvement Program COMPLETE	\$2,844,530.00	\$0.00	\$2,844,530.00		- Ongoing
2. Port of Guam Construction Deficiencies and Equipment Purchases				Project 1 - Repainting of Terminal booths, Container Yard CMU Wall and Removal and Replacement of Barbwire and The Downs IFB No. PAG-CIP-019-002 for \$82,940.00 awarded to Highway Safety Services LLC - Ongoing	

				Project 2 - New Container Yard Re-Striping IFB No. PAG-CIP-019-002 for \$82,940.00 awarded to Highway Safety Services LLC - Ongoing	
				Project 3 - Relocation of Utility Feeder Line from Pump House Building to Load Center 5 Secondary Feeder Line PO No. 15449-OF for \$10,311 awarded to AB Mer Construction - Complete	
				Project 4 - Acquisition of Loaded Container Handling Equipment (Top Lifters) PO No. 15213-OS for \$1,639,976 awarded to Morrico Equipment LLC, anticipated delivery date January 21, 2020 - Ongoing	

Port Security Grant Program	\$1,723,609.00	\$515,371.56	\$1,206,237.44		
EMW-2016-PU-00523-S01 - Acquisition & Installation of Additional Cameras at Strategic Port Facilities.	\$174,849.00	\$0.00	\$174,849.00		GM letter for No-Cost Extension submitted on July 29, 2019 to incorporate project with FY2018 PS&P I#42. FEWA was briefed on this proposal during the Port's visit on March 22, 2019.
EMW-2016-PU-00523-S01 - Upgrade & Refurbishment of Existing Damaged Security Light Poles at Strategic Port Locations	\$475,011.00	\$388,288.06	\$86,722.94		Project completed.
EMW-2017-PU-00177-S01 - Maintenance and Sustainment Contract for Prime Power Generators	\$179,550.00	\$0.00	\$179,550.00	IFB No. GSA-PAG-004-19	Pending Notice of Award to bidders.
EMW-2017-PU-00177-S01 - Refurbishment and Hardening of Load Center Buildings Housing Prime Power Generators	\$384,469.00	\$30,895.85	\$353,573.15	IFB No. PAG-CIP-019-003	Draft contract awaiting legal review.

Grant Program	Total Award Amount	Total Draw Down	Total Remaining Balance	PROCUREMENT IEB/RFP/PO Number	Status
EMW-2017-PU-00177-S01 - US Coast Guard Multi Agency National Association of State Boating Law Administrators (NASBLA) Training for Port Police	\$56,250.00	\$53,150.00	\$3,100.00		Project completed on August 2018.
EMW-2018-PU-00441-S01 - Maintenance and Sustainment Contract for FEMA-acquired AS&E ZBV Backscatter X-Ray Van	\$195,669.00	\$0.00	\$195,669.00		Status Quo.
EMW-2018-PU-00441-S01 - Replacement CCTV System Existing Analog Cameras with Digital IP Cameras	\$160,867.00	\$23,881.37	\$136,985.63		Status Quo.
EMW-2018-PU-00441-S01 - IDEN Technology Redundant Interoperable Communications System Monthly Service	\$94,944.00	\$19,156.28	\$75,787.72		Funding released. Project ongoing.
Marinas	\$766,006.60	\$110,357.07	\$655,649.53		
F14AP00191 - Renovation of the Guam Harbor of Refuge Phase 2 - A/E Design, Repairs to Mooring, Acquisition of Pump out System & Shelter/Housing	\$56,484.60	\$14,765.40	\$41,719.20		Grant Amount Adjusted to \$56,484.60 as indicated on MOU; Revised MOU was reviewed by PAG legal counsel. DOAG, PAG, and BBRM concurred with MOU. MOU is now subject to review and approval to form by the AG and the Governor.
F16AP00261 - Harbor of Refuge Moorage Repairs - Phase 3	\$200,000.00	\$11,895.00	\$188,105.00		Grant Amount Adjusted to \$188,105.00 as indicated on MOU; Revised MOU was reviewed by PAG legal counsel. DOAG, PAG, and BBRM concurred with MOU. MOU is now subject to review and approval to form by the AG and the Governor.
F17AP00486 - Harbor of Refuge Moorage Repairs - Phase 4	\$200,000.00	\$13,194.00	\$186,806.00		Grant Amount Adjusted to \$186,806.00 as indicated on MOU; Revised MOU was reviewed by PAG legal counsel. DOAG, PAG, and BBRM concurred with MOU. MOU is now subject to review and approval to form by the AG and the Governor.
F19AP00334 - Harbor of Refuge Moorage Repairs - Phase 5	\$200,000.00	\$10,048.00	\$189,952.00		Grant Amount adjusted to \$189,952.00 for salary, supplies, and indirect costs for Department of Agriculture. DOAG, PAG, and BBRM concurred with MOU. MOU is now subject to review and approval to form by the AG and the Governor.
F16AF00566 - Agat Marina Demolition of Dock B	\$109,522.00	\$60,454.67	\$49,067.33		Project Completed January 24, 2019. All reimbursements received. Pending Close Out by September 2019.
Port Police	\$15,000.00	\$3,315.86	\$11,684.14		
Project Number: PT19-03-03PPD - Port Police - Section 402 Highway Safety Funds - Operation A'dai He Hao (Watch Out!)	\$15,000.00	\$3,315.86	\$11,684.14		Draw down submitted June 14, 2019. Speed enforcement activities ongoing.
Bond Funded Projects	\$45,328,800.00	\$0.00	\$45,328,800.00		
New Administration Building	\$10,500,000.00	\$0.00	\$10,500,000.00		Pending authorization from Legislature to reprogram funds for renovation of existing Administration Building and construction of an Annex.
Waterline Replacement and Relocation	\$6,000,000.00	\$0.00	\$6,000,000.00	RFP No. 2019-03	Cost negotiations ongoing.
EDMR Building Repairs and Upgrades	\$3,628,800.00	\$0.00	\$3,628,800.00	RFP No. 2019-03	Cost negotiations ongoing.
Warehouse 1 Repairs and Upgrades	\$2,000,000.00	\$0.00	\$2,000,000.00	RFP No. 2019-03	Cost negotiations ongoing.
Golf Pier Repairs and Improvements	\$2,000,000.00	\$0.00	\$2,000,000.00	RFP No. 2019-02	Cost negotiations completed and draft contract is completed and is awaiting legal approval.
Rehabilitation of "H" Wharf	\$14,200,000.00	\$0.00	\$14,200,000.00		Finding of No Significant Impact (FONSI) has been approved based on results of Environmental Assessment (EA) on July 19, 2019. Grant Agreement signed by the Port on August 2019. Complete construction design package received from WSP on August 20, 2019. Awaiting NTP from MARAD.
Other Priority Projects	\$7,000,000.00	\$0.00	\$7,000,000.00		Pending authorization from Legislature to reprogram funds for renovation of existing Administration Building and construction of an Annex.
Grand Total	\$61,575,945.60	\$938,511.86	\$60,637,433.74		



PORT OF GUAM
ATURIDAT I PUETTON GUAHAN
Jose D. Leon Guerrero Commercial Port
1026 Cabras Highway, Suite 201, Piti, Guam 96925
Telephone: 671-477-5931/35 Facsimile: 671-477-2689/4445
Website: www.portguam.com



Lourdes A. Leon Guerrero
Governor of Guam
Joshua F. Tenorio
Lieutenant Governor

August 26, 2019

FINANCE-YTD - July 2019

Financial Highlights

Income Statement

Balance Sheet

Accounts Receivable Aging Summary Report

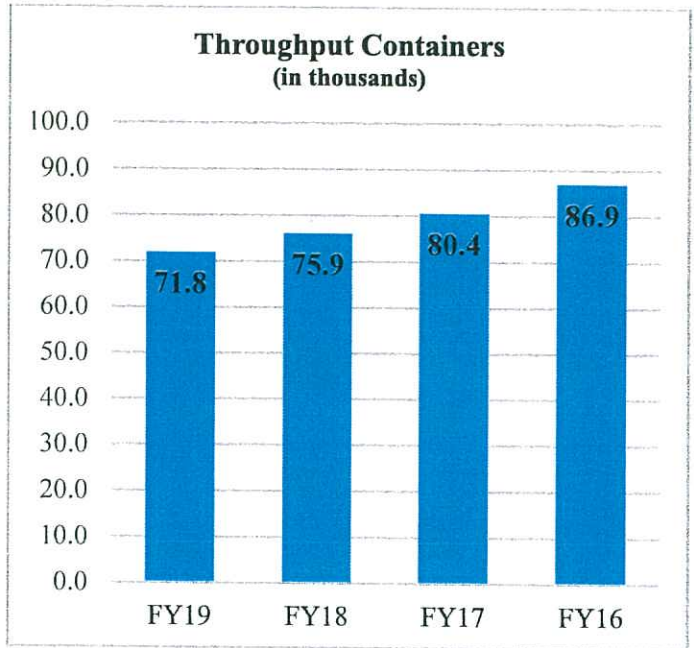
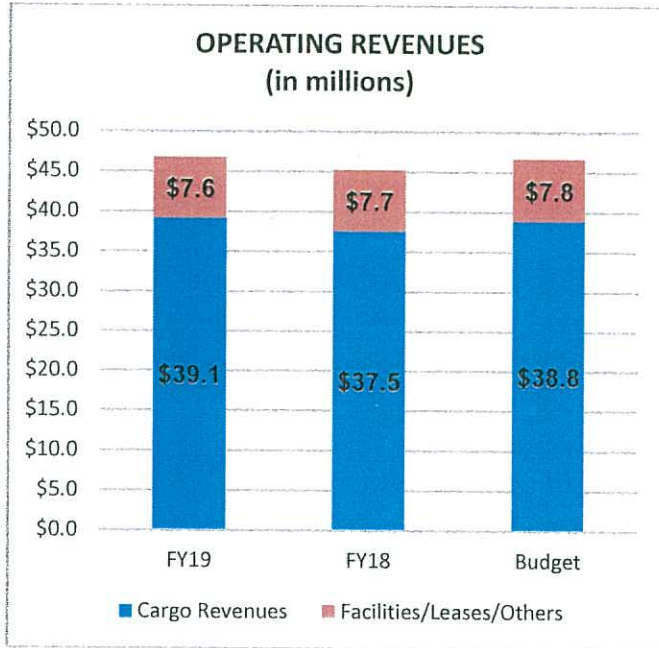
Accounts Payable Summary

Budget Lift/Transfer Monthly Activities

Crane Surcharge Income Statement

Financial Highlights – YTD July FY2019

Operating Performance:



REVENUES AND CARGO THROUGHPUT:

Total Operating Revenues as of July 2019 was \$46.7 million (M), which consist of \$39.1M in cargo revenues and \$7.6M in Facilities, Leases, and Other Services.

FY19 YTD cargo revenues is 4% higher than last year's total (\$37.5M) and 0.9% higher than Budget (\$38.8M).

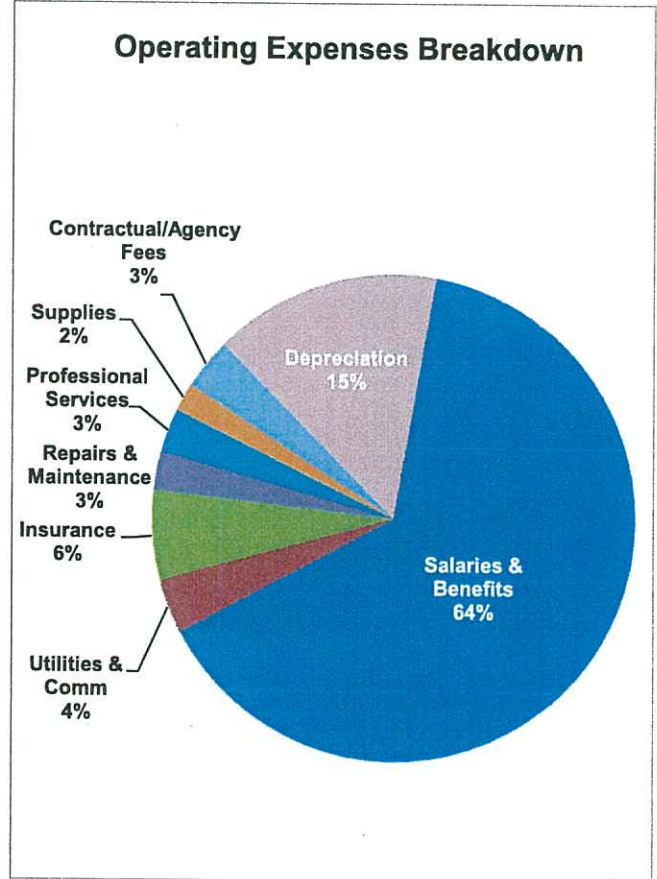
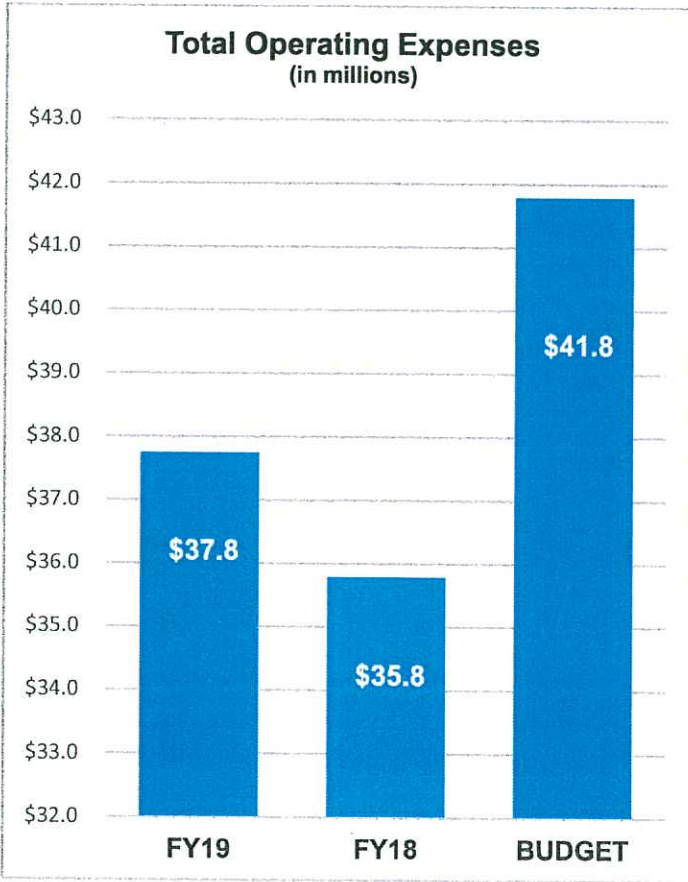
FY19 YTD Facilities, Leases, and Other Services is 1% lower than last year's total (\$7.7 mil) and 3.4% lower than budget (\$7.8M).

Overall Operating Revenues as of July is 0.1% lower than Budget (\$46.6 mil) and 3% higher than last year's year to date July (\$45.2 mil).

Total number of containers handled as of July 2019 was 71,796 which is 5% lower compared to last year July 2018 total. **Compared to July of FY16 the number of containers handled decreased by 17%.**

OPERATING EXPENSES:

Total Operating Expenses as of July 2019 was \$37.8 million, which is 10% lower than Budget (\$41.8 mil) and 5% higher than last year's total operating expenses (\$35.8 mil). For the 10 months of FY19, expenses over a million are: Salaries - \$17.2, Benefits & Other Personnel Costs - \$7.1, General Insurance - \$2.3, Utilities - \$1.3 and Depreciation \$5.7.

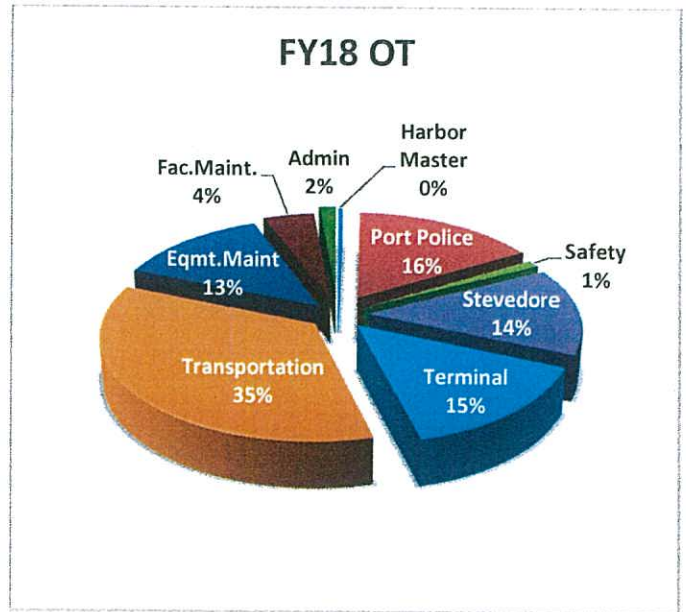
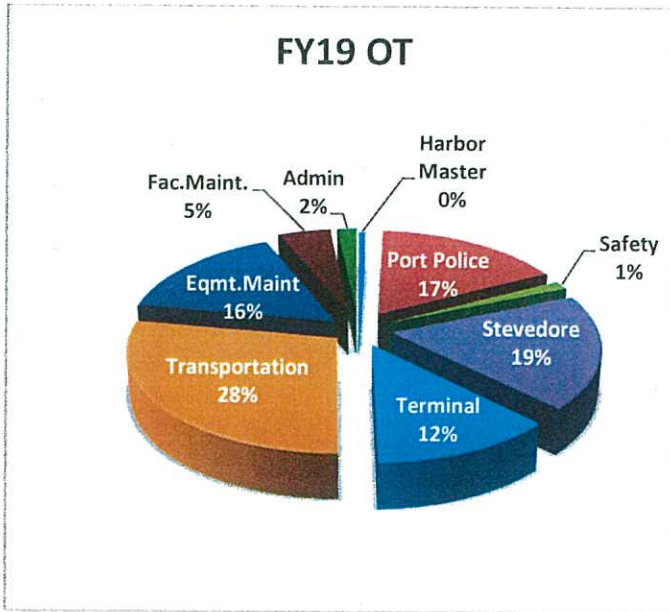


OVERTIME EXPENSE AND DIRECT LABOR REVENUE:

Total Overtime as of July was \$1.6M which is 13% higher than last year July (\$1.4M). Direct Labor Revenue as of July was \$2.8 mil, which is 6.3% lower than last year and 10.4% lower than budget. Direct Labor charges are for services performed by the Port outside of the cargo throughput charge and special services to customers.

Below is the breakdown of overtime for each division/section for FY19 and FY18 as of July:

Section	FY19	FY18	Budget	DL Revenue
Harbor Master	8,728	5,141	5,830	99,552
Port Police	265,099	224,585	266,667	101,131
Safety	20,579	14,690	13,330	
Stevedore-Cargo Handling	289,032	191,247	231,667	533,929
-Rigger	6,986	3,769	8,330	1,087,649
Terminal	198,535	206,509	240,000	455,964
Transportation-Superintendent	70,854	63,040	72,500	
-Crane Operator	99,557	117,644	130,540	83,546
-Equipt Operator	252,035	292,437	337,503	450,798
-Dispatcher	19,984	21,154	25,000	0
Maint.-Crane Maint.	105,059	87,528	95,830	0
-Preventive Maint.	84,854	45,426	56,250	443
-Fleet Maint.	5,775	649	7,497	0
-Welders	57,935	51,491	37,503	120
Facility Maint.-Building	14,429	8,796	12,500	525
-Janitorial	4,326	4,133	4,170	
-Elect./Refr.	56,385	48,996	50,000	5,323
Administration	962	291	0	
Finance	1,996	14,813	15,003	3,549
Human Resources	2,855	953	2,500	0
Engineering	2,220	527	25,000	0
Procurement	0	72	2,500	0
Information Technology	19,060	4,133	29,170	0
TOTAL	1,587,246	1,408,023	1,669,290	2,822,527



Year to date Operating Revenues minus the Year to date Operating Expenses resulted to an Operating Income of \$9.0 mil as of July 31, 2019.

Non-Operating Revenues and Expenses consist of the following: \$ 2.4M -Retirement contribution for COLA, Supplemental and Medical/Dental/Life Insurance expenses, \$1.6M - Interest Income, \$2.7M – Interest Expense and other expenses. The net total of non-operating expenses and revenues as of July is a negative \$2.9M

The Total Net Income as of July is \$6.0 mil.

Accounts Receivable Trade (net) as of July 31, 2019 was \$6.4M.

Aging Status is as follows: 79.6% - Current, 14.5% - over 30 days, 0.9% - over 60 days, .5% - over 90 days and 4.5% - over 120 days.

Accounts Payable Trade as of July 31, 2019 is \$1.0M which is 43% lower than last year's ending balance of \$1.8 million.

Port Authority of Guam
Income Statement
With Budget Comparison (Unaudited)
10 Months Ending 07/31/19

Current Month Actual	%	Last Year Actual	%	Budget	% Chng	Year to Date Actual	%	Last Year to Date		% Chng	Budget	% Chng
								Actual	%			
OPERATING REVENUES												
CARGO THROUGHPUT REVENUES												
1,802,580	36.7%	1,541,402	37.9%	1,610,211	12%	16,855,492.37	36.1%	15,625,304	34.6%	7.9%	16,102,110	5%
211,972	4.3%	175,038	4.3%	198,376	7%	2,017,027.71	4.3%	1,891,257	4.2%	6.7%	1,983,760	2%
164,790	3.4%	60,680	1.5%	105,427	56%	1,527,032.07	3.3%	981,707	2.2%	55.5%	1,054,270	45%
437	0.0%	599	0.0%	1,808	-76%	14,931.37	0.0%	16,244	0.0%	-8.1%	18,080	-17%
CT-TUNA												
104,440	2.1%	17,416	0.4%	46,478	125%	535,044.69	1.1%	423,460	0.9%	26.4%	464,780	15%
45,313	0.9%	8,347	0.2%	8,022	465%	126,032.39	0.3%	78,425	0.2%	60.7%	80,220	57%
5,145	0.1%	2,099	0.1%	2,897	78%	73,191.48	0.2%	27,408	0.1%	167.0%	28,970	153%
905	0.0%	148	0.0%	148	511%	7,836.48	0.0%	1,292	0.0%	506.4%	1,480	429%
17,190	0.3%	8,348	0.2%	12,049	43%	129,020.64	0.3%	113,606	0.3%	13.6%	120,490	7%
CT-RO/RO												
CT-STUFFING/DEVAN												
CT-BREAKBULK												
CT-UNITIZED												
CT-TUNA												
CARGO THROUGHPUT REVENUES												
2,352,773	47.9%	1,813,929	44.6%	1,985,416	19%	21,285,609	45.5%	19,158,703	42.4%	11.1%	19,854,160	7%
OTHER CARGO RELATED REVENUES												
	0.0%		0.0%		0%		0.0%		0.0%	0.0%		0%
	0.0%		0.0%		0%		0.0%		0.0%	0.0%		0%
	0.0%		0.0%		0%		0.0%		0.0%	0.0%		0%
163,512.46	3.3%	237,282	5.8%	264,662	-38%	1,734,699	3.7%	2,549,410	5.6%	-32.0%	2,646,620	-34%
16,644.56	0.3%	11,639	0.3%	26,145	-36%	281,848	0.6%	240,049	0.5%	17.4%	261,450	8%
251.52	0.0%	166	0.0%	497	-49%	3,102	0.0%	4,511	0.0%	-31.2%	4,970	-38%
3,393.42	0.1%	2,142	0.1%	3,915	-13%	39,885	0.1%	36,342	0.1%	9.7%	39,150	2%
11,677.32	0.2%	10,582	0.3%	11,593	1%	110,672	0.2%	111,860	0.2%	-1.1%	115,930	-5%
227,624.30	4.6%	248,626	6.1%	304,027	-25%	2,722,975	5.8%	2,904,656	6.4%	-6.3%	3,040,270	-10%
19,734.37	0.4%	17,557	0.4%	21,319	-7%	229,570	0.5%	203,804	0.5%	12.6%	213,190	8%
81,886.81	1.7%	38,191	0.9%	47,678	72%	493,898	1.1%	454,717	1.0%	8.6%	476,780	5%
527,062.94	10.7%	417,513	10.3%	471,784	12%	4,932,072	10.6%	4,539,093	10.0%	8.7%	4,717,840	5%
61,403.00	1.2%	57,069	1.4%	61,813	-1%	585,210	1.3%	597,075	1.3%	-2.0%	618,130	-5%
20,210	0.4%	16,395	0.4%	19,134	6%	186,493	0.4%	183,550	0.4%	1.6%	191,340	-3%
167,377	3.4%	138,774	3.4%	161,466	4%	1,576,438	3.4%	1,549,368	3.4%	1.7%	1,614,660	-2%
520,326	10.6%	472,346	11.6%	502,334	4%	4,966,862	10.6%	4,993,350	11.0%	-0.5%	5,023,340	-1%
OTHER CARGO RELATED REVENUES												
1,821,104	37.1%	1,668,282	41.0%	1,896,367	-4%	17,863,724	38.2%	18,367,784	40.6%	-2.7%	18,963,670	-6%
OPERATING REVENUES												
4,173,877	85.0%	3,482,211	85.6%	3,881,783	8%	39,149,333	83.8%	37,526,487	83.0%	4.3%	38,817,830	1%

Port Authority of Guam
Income Statement
With Budget Comparison (Unaudited)
10 Months Ending 07/31/19

Current Month	Actual	%	Last Year	Actual	%	Budget	%	Chng		Year to Date	Actual	%	Last Year to Date	Actual	%	Chng	Budget	%	Chng
53,068	1.1%		81,660	2.0%		111,564	-52%		FACILITIES USAGE MOBIL	933,869	2.0%	1,085,736	2.4%	-14.0%	1,115,640	-16%			
300,095	6.1%		142,489	3.5%		227,245	32%		FACILITIES USAGE TRISTAR	2,099,970	4.5%	2,187,690	4.8%	-4.0%	2,272,450	-8%			
103,103	2.1%		102,806	2.5%		9,527	-100%		FACILITIES USAGE-CEMENT THRUPUT	88,560	0.2%	85,740	0.2%	0.0%	95,270	-7%			
87,938	1.8%		87,938	2.2%		101,321	2%		FACILITIES LEASE INCOME	1,047,642	2.2%	1,014,697	2.2%	3.2%	1,013,210	3%			
2,150	0.0%		4,621	0.1%		88,864	-1%		FACILITIES COMMON AREA MAINTENANCE FEE	879,379	1.9%	887,712	2.0%	-0.9%	888,640	-1%			
3,847	0.1%		3,838	0.1%		4,012	-4%		FACILITIES SECURITY SURCHARGE RENTAL	35,842	0.1%	46,434	0.1%	-22.8%	46,460	-23%			
530	0.0%		8,025	0.2%		563	-6%		FACILITIES LEASE INCOME	39,758	0.1%	39,950	0.1%	-0.5%	40,120	-1%			
23,011	0.5%		21,657	0.5%		20,289	13%		FACILITIES SECURITY SURCHARGE RENTAL	4,065	0.0%	13,090	0.0%	0.0%	5,630	-28%			
2,808	0.1%		3,117	0.1%		2,910	4%		FACILITIES SECURITY SURCHARGE RENTAL	232,509	0.5%	204,284	0.5%	13.8%	202,890	15%			
147,095	3.0%		115,706	2.8%		193,897	-24%		FACILITIES SECURITY SURCHARGE RENTAL	33,998	0.1%	29,303	0.1%	16.0%	29,100	17%			
									DEMURRAGE	1,970,595	4.2%	1,860,775	4.1%	5.9%	1,938,970	2%			
723,645	14.7%		571,857	14.1%		764,838	-5%		FACILITIES	7,366,187	15.8%	7,455,391	16.5%	-1.2%	7,648,380	-4%			
									OTHER FEES & SERVICES										
									CLAIMS FEE										
									BULK SCRAP										
									MATERIAL USED										
									PASSENGER SERVICE	38,366	0.1%	16,274	0.0%	0.0%	18,080	-100%			
									BUNKER	17,904	0.0%	22,644	0.1%	-21%	23,290	-23%			
									SPECIAL SERVICES	126,100	0.3%	119,985	0.3%	5.1%	153,670	-18%			
									ELECTRICAL POWER	25,726	0.1%	31,783	0.1%	-19.1%					
13,259	0.0%		15,146	0.4%		19,619	-98%		OTHER FEES & SERVICES	208,097	0.4%	191,717	0.4%	8.5%	196,190	6%			
1,815	0.3%		60	0.0%		197	6630%		ADMINISTRATIVE FEES & SERVICES	7,862	0.0%	1,833	0.0%	329.0%	1,970	299%			
									REIMBURSEMENTS										
									FEDERAL REIMBURSEMENT										
									EARTHQUAKE INSURANCE										
									TYPHOON INSURANCE										
									OTHER REIMBURSEMENT										
									REVENUE MINIMUM CHARGE										
									REIMBURSEMENTS										
738,719	15.0%		587,064	15.0%		784,654	-6%		NON OPERATING REVENUES	7,582,146	16.2%	7,683,206	17.0%	-1.3%	7,846,540	-3%			
4,912,566	100.0%		4,069,275	100.0%		4,666,437	5%		TOTAL REVENUES	46,731,480	100.0%	45,209,693	100.0%	3.4%	46,664,370	0%			

Port Authority of Guam
Income Statement
With Budget Comparison (Unaudited)
10 Months Ending 07/31/19

Current Month Actual	%	Last Year Actual	%	Budget	% Chng	INDIRECT COSTS General & Administrative Expenses	Year to Date Actual	%	Last Year to Date Actual	%	% Chng	Budget	% Chng
1,753,199	35.7%	1,544,412	38.0%	1,754,709	0%	Salaries & Wages	17,249,470	36.9%	15,599,645	34.5%	10.6%	19,153,482	-10%
129,825	2.6%	120,136	3.0%	119,645	9%	Insured Benefits	1,250,010	2.7%	1,165,952	2.6%	7.2%	1,273,274	-2%
450,951	9.2%	425,300	10.5%	335,622	34%	Retirement Benefits	4,467,477	9.6%	4,280,638	9.5%	4.4%	4,819,933	-7%
148,645	3.0%	120,805	3.0%	9,167	1522%	Other Benefits	1,337,289	2.9%	1,243,326	2.8%	7.6%	46,670	2765%
618	0.0%	387	0.0%	6,667	-91%	Other Personnel Costs	9,747	0.0%	35,553	0.1%	-72.6%	66,670	-85%
11,279	0.2%	12,817	0.3%	23,200	-51%	Communications	117,014	0.3%	117,663	0.3%	-0.6%	232,000	-50%
-	0.0%	-	0.0%	-	-	Leases/Rentals	-	0.0%	-	0.0%	-	-	-
123,224	2.5%	161,071	4.0%	155,500	-21%	Utilities	1,253,628	2.7%	1,433,615	3.2%	-12.6%	1,555,000	-19%
201,557	4.1%	201,467	5.0%	225,834	-11%	General Insurance	2,252,986	4.8%	2,097,828	4.6%	7.4%	2,258,340	0%
-	0.0%	-	0.0%	-	#DIV/0!	Repairs & Maintenance	29,000	0.1%	-	0.0%	-	-	#DIV/0!
9,737	0.2%	26,821	0.7%	64,864	-64%	Repairs & Maintenance	436,925	0.9%	284,300	0.6%	53.7%	797,671	-44%
-	0.0%	-	0.0%	-	-	Repairs & Maintenance-Subic Cr	-	0.0%	(44,756)	-0.1%	-100.0%	-	-
25,283	#REF!	42,195	1.0%	53,250	-53%	Repairs & Maintenance-Pola 14	109,221	0.2%	194,106	0.4%	-43.7%	382,506	-71%
14,372	0.5%	7,125	0.2%	53,250	-73%	Repairs & Maintenance-Pola 16	221,762	0.5%	251,515	0.6%	-11.8%	382,506	-42%
34,375	0.3%	(14,217)	-0.3%	53,250	-35%	Repairs & Maintenance-Pola 17	189,907	0.4%	200,304	0.4%	-5.2%	382,506	-50%
1,061,688	0.7%	518,885	12.8%	483,334	120%	Depreciation & Amortization	5,732,074	12.3%	5,192,680	11.5%	10.4%	4,833,340	19%
7,025	21.6%	-	0.0%	6,417	9%	Damage, Shortage, Writedown & Supplies	8,055	0.0%	500	0.0%	1511.0%	64,170	-87%
71,193	0.1%	111,962	2.8%	82,641	-14%	Miscellaneous	697,928	1.5%	918,068	2.0%	-24.0%	1,249,932	-44%
3,960	1.4%	6,483	0.2%	(73,362)	-105%	Advertising	54,367	0.1%	187,083	0.4%	-70.9%	317,283	-83%
-	0.1%	-	0.0%	-	-	Agency & Management Fees	-	0.0%	-	0.0%	-	-	-
103,455	0.0%	33,867	0.8%	(26,346)	-493%	Professional Services	672,661	1.4%	739,639	1.6%	-9.1%	786,552	-14%
146,516	2.1%	120,863	3.0%	179,308	-18%	Contractual Services	1,091,670	2.3%	1,655,575	3.7%	-34.1%	2,312,083	-53%
-	3.0%	15,975	0.4%	7,000	-100%	Other Contractual Services	-	0.0%	49,905	0.1%	-	70,000	-100%
41,813	0.0%	4,595	0.1%	64,054	-35%	Overhead Allocation	171,864	0.4%	82,249	0.2%	109.0%	603,046	-72%
-	-	-	-	-	-	Other Expenses	179,427	0.4%	76,620	0.2%	134.2%	191,417	-6%
19,763	0.9%	16,228	0.4%	50,792	-61%	Earthquake Expense	-	0.0%	-	0.0%	-	-	-
-	0.4%	-	0.7%	-	-	Typhoon Expense	223,478	0.5%	26,733	0.1%	-	-	-
-	0.0%	-	0.0%	-	-	Earthquake Expense	-	0.0%	-	0.0%	-	-	0%
4,358,479	0.0%	3,503,909	86.1%	3,628,796	-100%	General & Administrative Expenses	37,755,958	80.8%	35,788,740	79.2%	5.5%	41,778,401	-10%

(1)

	Amount Current	Last Month End	Last Year End	Change This Month	Change This Year
Total Assets					
Current Assets					
Cash on Hand	2,000.00	2,000.00	2,000.00		
Petty Cash Fund	100.00	100.00	100.00		
Cashier Change Fund					
Cash on Hand	2,100.00	2,100.00	2,100.00		
Incentive Award Fund					
First Hawaiian Bank-Incentive					
Incentive Award Fund					
Cash in Bank	65,321,025.55	63,569,201.86	61,151,016.86	1,751,823.69	4,170,008.69
First Hawaiian Bank	1,536,169.53	1,280,819.54	2,738,546.41	255,349.99	1,202,376.88-
Bank of Guam					
Citizen Security Bank	66,857,195.08	64,850,021.40	63,889,563.27	2,007,173.68	2,967,631.81
Cash in Bank					
Cash in Bank-Trust	16,951,521.34	17,264,329.12	8,748,966.83	312,807.78-	8,202,554.51
Trust-Current Unrestricted	2,954,163.30	2,688,322.24	5,408,157.22	266,041.06	2,453,793.92-
BOG-Current Restricted	19,905,884.64	19,952,651.36	14,157,124.05	46,766.72-	5,748,760.59
Cash in Bank-Trust					
Short Term Investments					
Bank of Guam	2,237,314.02	1,395,122.09	9,468,779.00	842,191.93	7,231,464.98-
Citizen's Security Bank					
First Hawaiian Bank					
BankPacific					
CitiBank					
Bank of Hawaii					
Oceanic Bank					
Gov Guam Employees Fed CU					
Short Term Investments					
Account Receivable-Trade (Net)	6,350,063.26	7,678,436.73	5,089,858.97	1,328,373.47-	1,260,204.29
Accounts Receivable-Trade Allow for Uncollectible Acct.	A/R-Clearing Account	296,209.98-	296,209.98-		258.85
Account Receivable-Trade (Net)	6,053,853.28	7,382,226.75	4,793,390.14	1,328,373.47-	1,260,463.14
Accounts Receivable-Other					
Accounts Receivable-Other	215.83	215.83	1,843.84		1,628.01-
Accounts Receivable-DOA					
Accounts Receivable-Employee					
Accounts Receivable-FEMA Reimb					
Accounts Receivable-Geda/Casam					
Accounts Receivable-Other	529,026.61	529,026.61	655,129.39		126,102.78-
Accounts Receivable-Ins Procee					

	Amount Current	Last Month End	Amount Last Year End	Change This Month	Change This Year
Accounts Receivable-Other	529,242.44	529,242.44	656,973.23		127,730.79-
Marina Receivables	10,415.22	11,547.62	9,218.12	1,132.40-	1,197.10
Accounts Receivable-GDP Marina	1,818.87	1,574.36	2,769.67	244.51	1,950.80-
Accounts Receivable-Harbor Of	800.00	750.00	2,046.50	50.00	1,246.50-
Marina Receivables	13,034.09	13,871.98	14,034.29	837.89-	1,000.20-
Interest Receivables					
Bank Of Guam					
Bank Of Hawaii					
Bank Pacific					
CitiBank					
Citizens Security Bank					
First Hawaiian Bank					
GovGuam Emp. Fed. Credit Union					
Oceanic Bank					
Other					
Interest Receivables					
Prepaid Expenses	364,363.57	562,045.36	58,055.50	197,681.79-	364,363.57
Prepaid Insurance	251,853.53	354,943.11		103,089.58-	193,798.03
Prepaid Expenses	616,217.10	916,988.47	58,055.50	300,771.37-	558,161.60
Deferred Expenses					
Deferred Geda Addendum I/Lease					
Credit Note Reimbursement					
Deferred Expenses					
Current Assets	96,214,840.65	95,042,224.49	93,040,019.48	1,172,616.16	3,174,821.17
Non Current Assets					
Long Term Receivable	2,258,190.48	2,258,190.48	2,258,190.48		
Long Term Receivable-DOA	1,490,449.90	1,490,449.90	1,490,449.90		
Long Term Receivable-Geda	3,748,640.38-	3,748,640.38-	3,748,640.38-		
Allow for Uncollectible I/R A/R					
Long Term Receivable					
Revenue Bond Reserves	4,132,131.75	4,070,975.96	3,518,079.07	61,155.79	614,052.68
Reserve w/Trustee-Unrestricted	15,890,711.67	15,890,711.67	15,890,711.67		
Reserve w/Trustee-Restricted	20,022,843.42	19,961,687.63	19,408,790.74	61,155.79	614,052.68
Revenue Bond Reserves					
Inventory-A/C	8,690.00	8,690.00	8,690.00	3,628.00-	39,646.48-
Inventory-Computer	61,787.64	65,415.64	101,434.12	78.48-	600.09
Gas, Oil and Diesel Inventory	99,952.66	99,952.66	99,952.66		
Inventory-Parts	496,662.49	494,196.35	512,276.76	2,466.14	15,614.27-
Suppliers Inventory					

	Amount Current	Last Month End	Amount Year End	Change This Month	Change This Year
Contra-Asset Inventory Add- Allowance for Obsolescence Inventory for Survey	1,721.09 87,549.04	1,721.09 87,549.04	1,721.09 87,549.04		
Inventory	578,482.66	579,723.00	633,143.32	1,240.34	54,660.66
Work In Progress					
Const Work in Progr-Local	275,419.62	316,611.98	67,360.29	41,192.36	208,059.33
Const Work in Progr-Federal	3,292,327.37	3,158,142.25	2,663,604.64	134,181.42	628,366.73
Const Work in Progr-BOND	3,225,786.38	2,433,896.62	1,721,084.05	2,108,109.64	153,702.93
Work In Progress	3,893,533.97	5,908,654.55	2,903,204.98	2,015,120.58	990,328.99
Non Current Assets	24,494,860.05	26,450,065.18	22,945,139.04	1,955,205.13	1,549,721.01
Property, Plant & Equipment					
Land	3,563,000.00	3,563,000.00	3,563,000.00		
Land-Cabtras	3,563,000.00	3,563,000.00	3,563,000.00		
Buildings	15,732,648.10	15,732,648.10	15,732,648.10		
Buildings-Original	128,681,703.22	125,885,472.69	125,548,911.67	2,796,230.53	3,132,791.55
Buildings-Substatiom					
Buildings-Wharf Improvements	144,414,351.32	141,618,120.79	141,281,559.77	2,796,230.53	3,132,791.55
Buildings-Structures					
Buildings	15,248,370.99	15,246,386.14	15,228,522.49	1,984.85	19,848.50
Accumulated Depreciation-Build	36,211,251.55	35,916,747.91	33,320,334.63	294,503.64	2,890,916.92
Accdeprec-Buildings-Original					
Accdeprec-Buildings-Sub-Shell					
Accdeprec-Buildings-Wharf Impr					
Accdeprec-Canopy Structures					
Accumulated Depreciation-Build	51,459,622.54	51,163,134.05	48,548,857.12	296,488.49	2,910,765.42
Furnishings & Equipment					
Air Tools	532,830.08	531,281.08	528,231.08	1,549.00	4,599.00
Communications Equip	6,100,926.34	6,092,684.34	6,074,170.32	3,628.00	27,421.02
Computer Equip	15,926,684.91	15,183,716.15	15,149,870.36	8,645.00	42,748.78
Crane Equip	1,192,361.15	1,182,145.00	1,182,145.00		
Furnishings & Office Equip	1,821,145.00	1,821,145.00	1,821,145.00		
Forklift Equip					
Gartry 3 Relocation Cost					
Generator Sets	1,229,056.25	1,229,056.25	1,229,056.25		
Hand Tools	14,832.85	14,832.85	14,832.85		
Load & Unload Equip	2,852.00	2,852.00	2,852.00		
Mowing Equip	6,999.00	6,999.00	6,999.00		
Other Equip	2,012,724.65	2,012,724.65	1,836,326.83	4,200.00	176,328.82
Power Tools	39,427.95	39,427.95	39,427.95		
Safety Equip	343,140.77	339,559.97	349,102.87	3,280.74	4,200.00
Shop Equip	2,970,216.97	2,970,216.97	2,970,216.97		
Tractors					

	Amount Current	Last Month End	Last Year End	Change This Month	Change This Year
Vehicles & Motor Equip	2,133,202.69	2,124,302.69	1,986,984.87	8,900.00	146,217.82
Furnishings & Equipment	34,355,047.12	34,324,844.38	33,999,111.41	30,202.74	355,935.71
Accumulated Depreciation-Furni	502,924.50	502,175.60	495,601.46	748.90	7,323.04
AccDeprec-Air-Conditioning-Eqt.	7,882,631.38	7,933,320.42	6,513,337.90	39,510.96	358,693.58
AccDeprec-Computer Equip	723,007.90	732,328.54	653,059.82	89,378.78	965,425.48
AccDeprec-Crane Equip	961,627.38	952,516.10	870,514.58	13,168.76	119,907.48
AccDeprec-Furniture & Office	359,236.45	351,508.38	290,055.65	6,828.08	68,280.80
AccDeprec-Hand Tools	11,372.81	11,450.20	10,543.53	90.63	906.30
AccDeprec-Hand Tool Sets	1,374.70	1,520.80	736.87	23.77	237.70
AccDeprec-Load & Unload Equip	6,223.10	6,182.45	5,132.50	116.65	1,166.50
AccDeprec-Mechanical Equip	1,200,122.32	1,186,084.88	1,204,413.92	14,037.71	4,291.16
AccDeprec-Other Equip	13,386.32	13,125.48	11,027.92	290.84	2,458.40
AccDeprec-Power Equip	202,723.23	203,200.24	198,544.40	469.88	4,693.80
AccDeprec-Safety Equip	1,632,741.32	1,613,400.24	1,414,234.02	3,180.88	3,329.14
AccDeprec-Shoe Equip	1,676,741.32	1,109,415.54	929,733.34	567,325.78	221,518.50
AccDeprec-Structures & Motor Equ	17,089,518.47	16,329,445.98	14,501,748.13	760,072.49	2,587,770.34
Accumulated Depreciation-Furni					
Capital Leases					
Capital Leases					
Accumulated Amortization-Capit					
AccAmort-Capital Leases					
Accumulated Amortization-Capit					
Deferred Long Term Asset Cost					
Def. Cost-2018 Bond COI					
Deferred Long Term Asset Cost					
Pension-Deferred Outflows Res	6,176,941.00	6,176,941.00	6,176,941.00		
Pension-Deferred Outflow Res	6,176,941.00	6,176,941.00	6,176,941.00		
Property, Plant & Equipment	119,960,198.43	118,190,326.14	121,970,006.93	1,769,872.29	2,009,808.50
Total Assets	240,669,899.13	239,682,615.81	237,955,165.45	987,283.32	2,714,733.68
Total Liabilities & Capital					
Current Liabilities					
Accounts Payable					
Accounts Payable Custom					
Accounts Payable GSA					

	Amount Current	Amount Last Month End	Amount Last Year End	Change This Month	Change This Year
Accrued Expenses	2,418,584.83	2,139,194.10	2,411,881.39	279,390.73	6,703.44
Security Deposits	85,831.20	85,831.20	84,565.82		1,265.38
Security Deposits - Space Leas	32,705.32	32,705.32	32,421.82		283.50
Security Deposits - Marinas	118,536.52	118,536.52	116,987.64		1,548.88
Capital Lease Obligations- Cur					
Capitl Lease Obligations-Curren					
Capital Lease Obligations- Cur					
Other Current Liabilities					
Reserve Shortage/Property Dama					
Lease Payable - GEDA					
Other Current Liabilities					
Current Liabilities	3,921,351.24	3,123,496.22	5,780,434.20	797,855.02	1,859,082.96
Non Current Liabilities					
Long Term Accrued Expenses	56,767,410.00	56,767,410.00	56,767,410.00		
Unfunded Retirement Contributi	552,540.11	552,540.11	552,540.11		
Accrued Vacation Pay-Long Term	993,730.72	993,730.72	993,730.72		
Accrued Sick Lve (DC) -Long Term					
Contingent Liability					
Long Term Accrued Expenses	58,313,680.83	58,313,680.83	58,313,680.83		
Pension-Deferred Inflow of Res	1,008,960.00	1,008,960.00	1,008,960.00		
Pension-Deferred Inflow of Res	1,008,960.00	1,008,960.00	1,008,960.00		
Capital Lease Obligations					
Capital Lease Obligations					
Capital Lease Obligations					
Capital Lease Obligations					
Long Term Loan Payables					
Long Term Loan Payables					
Long Term Loan Payables					
Long Term Loan Payables					
Long Term Bond Payables	70,125,000.00	70,125,000.00	71,445,000.00		1,320,000.00
LT-2018 BOND Payable	5,105,482.17	5,120,195.38	5,252,614.23	14,713.21	147,132.06
LT-2018 BOND Cost of Issuance					
LT-2018 BOND Premium	75,230,482.17	75,245,195.38	76,697,614.23	14,713.21	1,467,132.06
Long Term Bond Payables					

	Amount Current	Last Month End	Amount Last Year End	Change This Month	Change This Year
Non Current Liabilities	134,553.123.00	134,567,836.21	136,020,255.06	14,713.21-	1,467,132.06-
Capital Contributions & Equity					
Contributions-Local Government	3,563,000.00	3,563,000.00	3,563,000.00		
Contributions- Land	483,688.12	483,688.12	483,688.12		
Contributions- Property & Equip	13,413,670.45	13,413,670.45	13,413,670.45		
Contributions- General Fund	109,000.00	109,000.00	109,000.00		
Contributions- C.F.A.	7,000.00	7,000.00	7,000.00		
Contributions- P&G (Portion of					
Contributions-Local Government	17,567,358.64	17,567,358.64	17,567,358.64		
Contributions-Federal Government					
Contributions- U.S. Govt. Reimburse	10,321,126.26	10,321,126.26	10,321,126.26		
Contributions- P. Economic Develop	1,492,676.57	1,492,676.57	1,492,676.57		
Contributions- U.S. Department	6,508,875.60	6,508,875.60	6,508,875.60		
Contributions- U.S. Govt-Fema	53,763.30	53,763.30	53,763.30		
Contributions-Federal Governme	18,376,441.73	18,376,441.73	18,376,441.73		
Accumulated Earnings					
Accumulated Earnings	33,770,010.75-	33,770,010.75-	33,770,010.75-		
Accumulated Earnings (Deficit)	93,980,681.57-	93,980,681.57-	93,980,681.57-		
Accumulated Earnings	60,210,670.82	60,210,670.82	60,210,670.82		
Net Earnings (Loss)	6,040,953.70	5,836,812.19	5,000	204,141.51	6,040,948.70
Capital Contributions & Equity	102,195,424.89	101,991,283.38	96,154,476.19	204,141.51	6,040,948.70
Total Liabilities & Capital	240,669,899.13	239,682,615.81	237,955,165.45	987,283.32	2,714,733.68

PORT AUTHORITY OF GUAM

AGING AS OF 07/31/2019

Number	Name	Open	Current	31 - 60	61 - 90	91 - 120	Over 120	Amount	Date	Remarks
15388	Guam Industrial Serv. Inc.	\$ 253,084.09	\$ 4,949.15	\$ 14,275.14	\$ 14,194.01	\$ 14,275.14	\$ 205,390.65	\$ 23,520.00	9/26/2018	WITH LEGAL Management currently working on settlement. No update
7384	Marianas Steamship Agency	\$ 580,670.04	\$ 541,919.44	\$ 421.52			\$ 38,329.08	\$ 24,270.77	8/16/2019	Invoice #78364 remains in dispute with Guam Industrial/ Guam Shipyard
7106	Shell Guam, Inc.	\$ 19,500.00		\$ 1,950.00	\$ 1,950.00	\$ 1,950.00	\$ 13,650.00	\$ 1,950.00	11/4/2011	Pending contract assignment
11776	Customs and Quarantine Age	\$ 12,162.56	\$ 32.00				\$ 12,130.56	\$ 192.00	7/29/2019	Govt claim was filed on 06/11/2019. May take up to 6 months.
9620	Alupang Beach Club	\$ 6,652.43	\$ 361.85	\$ 24.78	\$ 75.00		\$ 6,190.80	\$ 287.51	8/2/2019	Awaiting update from Ryan & Glenn from Commercial. PAG has not received re-dispute letter from Alupang
7341	Amblyth Shipping & Trading	\$ 453,861.14	\$ 327,457.98	\$ 91,849.05	\$ 17,515.84	\$ 12,605.35	\$ 4,432.92	\$ 2,911.14	8/20/2019	Amblyth has cleared all past due invoices over 60 days
11794	Guam Shipyard	\$ 3,395.40	\$ (52.38)	\$ 74.34	\$ 173.46		\$ 3,199.98	\$ 33.98	5/1/2019	WITH LEGAL Management currently working on settlement. No update
14482	Quinata, John M.	\$ 2,640.00	\$ 220.00	\$ 220.00		\$ 220.00	\$ 1,980.00	\$ 412.50	12/19/2016	8/21/2019 Eviction Notice was served. Small Claims still in process.
15708	HMR Guam Inc.	\$ 1,227.24					\$ 1,227.24			Small Claims In Progress
14963	Castro, Jesse AR	\$ 2,347.50	\$ 320.00	\$ 595.00	\$ 100.00	\$ 645.00	\$ 687.50	\$ 300.00	8/15/2019	Mr. Castro makes a payment of \$300.00 every two weeks to try and clear past due balance.
13202	Department of Administrati	\$ 3,869.06	\$ (30.00)	\$ 3,315.86			\$ 583.20	\$ 4,645.40	11/16/2018	Working with Tammy Batae in accounting (DOA) for past due invoice.
9814	Fentress, Michael D.	\$ 735.98	\$ 225.00				\$ 510.98	\$ 200.00	6/25/2019	Ms. Fentress will be making a \$200.00 payment this month. Slip is no longer being utilized. Customer just clearing balance owed to PAG
14527	UMS Heavy Equipment Rental	\$ 1,697.65		\$ 411.60	\$ 411.60	\$ 411.60	\$ 462.85	\$ 2,109.25	8/9/2019	Past due balance cleared. Account is up to date
15699	Shut Up and Fish Guam	\$ 491.99	\$ (0.99)	\$ 87.50		\$ 87.50	\$ 317.98	\$ 687.50	2/20/2019	Final Notice was sent 08/19/2019
15663	Okeanos Marianas	\$ 250.00					\$ 250.00			Final Notice was sent last month. Write off recommendation will be submitted
15857	Suh, Jimmy P.	\$ 875.00	\$ 212.50	\$ 237.50		\$ 212.50	\$ 212.50	\$ 212.50	5/24/2019	Final Notice will be sent out to customer
13604	Lewis, Erik C.	\$ 775.00	\$ 275.00	\$ 150.00		\$ 150.00	\$ 200.00	\$ 500.00	8/21/2019	Customer paid \$500.00 towards outstanding balance
12518	Balajadia, Robert M.	\$ 49.34	\$ (25.00)				\$ 74.34	\$ 267.54	8/8/2019	Water charges still under dispute, awaiting status from John IG (Commercial)
14143	Salt Shaker Yacht Charter	\$ 24.04					\$ 24.04	\$ 293.34	8/9/2019	Past due balance cleared. Account is up to date
13121	Tidewater Distributors Inc	\$ 328.84	\$ 297.36	\$ 20.96			\$ 10.52	\$ 5,482.01	8/6/2019	Steven will add the \$10.52 to his next payment
15704	Halmi, Anthony Villagomez	\$ 412.50	\$ 137.50	\$ 137.50		\$ 137.50	\$ 137.50	\$ 137.50	3/15/2019	2nd Notice will be sent to customer
15651	Barcelonia, Roland/Gerylin	\$ 480.00	\$ 137.50	\$ 212.50		\$ 130.00	\$ 190,342.68	\$ 250.00	8/7/2019	2nd Notice will be sent to customer
7350	Consolidated Transportatio	\$ 669,433.18	\$ 667,759.12	\$ 1,229.37		\$ 346.35	\$ 6,214.60	\$ 6,214.60	8/21/2019	Annie is working on past due invoices.
7376	Matson Navigation Inc.	\$ 2,194,564.77	\$ 2,166,408.31	\$ 25,223.29	\$ 2,933.16	\$ 0.01	\$ 3,602.73	\$ 3,602.73	8/16/2019	Invoice #1004412 \$1,049.25 has been paid.
7587	American President Lines,L	\$ 2,602,023.96	\$ 1,837,701.82	\$ 743,648.59	\$ 20,673.55		\$ 2,109.92	\$ 588.00	8/13/2019	2nd Notice will be sent to customer
13044	Smithbridge Guam, Inc.	\$ 12,966.56	\$ (176.64)	\$ 12,760.73	\$ 382.47		\$ 2,109.92	\$ 588.00	8/13/2019	2nd Notice will be sent to customer
14161	Isla Trucking	\$ 805.18		\$ 603.08	\$ 202.10		\$ 830.00	\$ 830.00	8/8/2019	2nd Notice will be sent to customer
15370	J524 Inc./Layla Dolphin Cr	\$ 500.00		\$ 500.00			\$ 500.00	\$ 500.00	8/14/2019	Late Notice will be sent to customer

Number	Name	Open	Current	31 - 60	61 - 90	91 - 120	Over 120	Amount	Date	Remarks
15503	Y&Y LLC DBA: Sunny Divers	\$ (300.00)	\$ (350.00)	\$	\$ 50.00			\$ 840.00	3/1/2019	Late Notice will be sent to customer
14431	Quinara, Carlos DBA:Herita	\$ 1,234.69	\$ 872.06	\$ 337.28	\$ 25.35			\$ 777.87	5/30/2019	Late Notice will be sent to customer
11762	Aqua World, Inc.	\$ 22.63	\$	\$ 11.98	\$ 10.65			\$ 2,700.00	8/14/2019	Late Notice will be sent to customer
13476	Isla Maritime Agency	\$ 13,668.31	\$ (421.52)	\$ 14,089.83				\$ 13,668.31	8/20/2019	Past due balance cleared. Account is up to date
8483	Scuba Company	\$ 8,001.78	\$ 4,078.64	\$ 3,923.14				\$ 2,898.94	8/20/2019	Past due balance cleared.
14121	Norton Lilly International	\$ 317.79	\$ (1,849.01)	\$ 2,166.80				\$ 396.71	8/21/2019	past due balance cleared. Account is up to date
14283	Brand, Inc.	\$ 1,139.49	\$ 28.49	\$ 1,111.00				\$ 1,131.82	7/26/2019	Past due balance cleared. Account is up to date
14778	IP&E Holding LLC	\$ (592,561.31)	\$ (593,620.14)	\$ 1,058.83				\$ 20,283.92	8/19/2019	
15579	Triple J Five Star Wholesale	\$	\$ (1,022.80)	\$ 1,022.80				\$ 786.72	6/4/2019	Past due balance cleared. Account is up to date
14381	Apra Dive & Marine Sports,	\$ 1,925.13	\$ 931.59	\$ 993.54				\$ 3,493.33	8/14/2019	Late Notice will be sent to customer
10778	Real World Diving	\$ 923.19	\$ 164.56	\$ 758.63				\$ 1,979.61	6/17/2019	Late Notice will be sent to customer
14061	AR Sunriser Canteen/Cateri	\$ 704.49	\$ 8.30	\$ 696.19				\$ 700.00	7/26/2019	Late Notice will be sent to customer
15905	US Naval Hospital Guam	\$	\$ (501.67)	\$ 501.67				\$ 501.67	6/14/2019	Past due balance cleared. Account is up to date.
14911	Royal Cargo Guam, LLC	\$	\$ (368.06)	\$ 368.06				\$ 206.57	8/2/2019	Past due balance cleared. Account is up to date
15593	Guam Ocean Adventures, LLC	\$ 325.18	\$ 19.42	\$ 305.76				\$ 330.54	8/20/2019	Past due balance cleared. Account is up to date
15549	Regis, John F.	\$ 600.00	\$ 300.00	\$ 300.00				\$ 600.00	8/2/2019	Past due balance cleared. Account is up to date
13844	Hagen, William	\$ 220.00	\$	\$ 220.00				\$ 220.00	7/8/2019	Late Notice will be sent to customer
15475	Tropical Island Marine Spo	\$ 742.49	\$ 531.48	\$ 211.01				\$ 2,325.06	6/28/2019	Late Notice will be sent to customer
7739	Cost-U-Less	\$	\$ (177.06)	\$ 177.06				\$ 177.06	6/7/2019	Past due balance cleared. Account is up to date
14489	American Grocery	\$	\$ (177.06)	\$ 177.06				\$ 118.04	6/5/2019	Past due balance cleared. Account is up to date
13104	Flowco Sales & Service	\$	\$ (118.04)	\$ 118.04				\$ 118.04	6/5/2019	Past due balance cleared. Account is up to date
14534	Martin, Dwight	\$ 200.00	\$ 150.00	\$ 50.00				\$ 450.00	6/25/2019	Late Notice will be sent to customer
14582	Packlier, Paul E.R./PCR Gu	\$ (350.00)	\$ (400.00)	\$ 50.00				\$ 810.00	6/20/2019	Past due balance cleared. Account is up to date
15798	Edson, Roger	\$ 39.55	\$ (2.78)	\$ 42.33				\$ 42.34	7/31/2019	Late Notice will be sent to customer
14368	SubCom, LLC	\$ 99.06	\$ 62.40	\$ 36.66				\$ 13,942.90	7/8/2019	Late Notice will be sent to customer
12323	JMC Equipment Rental	\$	\$ (29.51)	\$ 29.51				\$ 29.51	6/13/2019	Past due balance cleared. Account is up to date
13653	Yu, Niko K.	\$ (163.49)	\$ (188.49)	\$ 25.00				\$ 27.51	8/14/2019	Late Notice will be sent to customer
14537	Fredrick, Bruce & Dianne	\$ 245.00	\$ 220.00	\$ 25.00				\$ 565.00	6/14/2019	Late Notice will be sent to customer
15235	Oil Spill Response Operati	\$ (52.71)	\$ (67.96)	\$ 15.25				\$ 3,864.00	8/1/2019	Late Notice will be sent to customer
14642	Tristar Terminals Guam, In	\$ 298,774.04	\$ 298,774.04					\$ 114,508.30	8/5/2019	
10225	Mobil Oil Guam, Inc.	\$ 43,152.75	\$ 43,152.75					\$ 43,152.75	8/19/2019	
14444	Office of the Governor of	\$ 35,614.96	\$ 35,614.96					\$ 35,614.96	8/2/2019	
15908	Skvaril, Kody	\$ 2,337.50	\$ 2,337.50					\$ 2,475.00	8/5/2019	
13696	Lotus Pacifica Trading, In	\$ 2,251.67	\$ 2,251.67					\$ 1,040.00	8/19/2019	
15907	Lina Marine Solution, LLC	\$ 2,040.82	\$ 2,040.82					\$ 1,948.87	8/2/2019	
7763	Guam Dolphin's Marine Spor	\$ 916.86	\$ 916.86					\$ 850.00	8/5/2019	
15722	Cosas DI Famiglia Holdings	\$ 850.00	\$ 850.00					\$ 896.44	8/5/2019	
15467	Baird, Austin & Bellinda	\$ 735.56	\$ 735.56					\$ 1,150.80	7/5/2019	
14364	P.S.V. Corp./Joo, Gi Bum	\$ 569.94	\$ 569.94					\$ 1,219.00	8/6/2019	
1490	Guam Telephone Authority	\$ 332.28	\$ 332.28							

Number	Name	Open	Current	31 - 60	61 - 90	91 - 120	Over 120	Amount	Date	Remarks
15900	Schembari, Paul	\$ 275.00	\$ 275.00							
15906	Cura, Arlene R.	\$ 200.00	\$ 200.00							
15526	Ovalles, Victor	\$ 162.50	\$ 162.50					\$ 325.00	8/19/2019	
15774	Quinata, Jose M.	\$ 162.50	\$ 162.50					\$ 325.00	6/28/2019	
13030	South Pacific Petroleum Co	\$ 157.62	\$ 157.62					\$ 29,742.00	8/15/2019	
12184	Pacific Welding Services	\$ 101.94	\$ 101.94					\$ 27.46	12/23/2015	
14124	Guam Fire Department	\$ 80.00	\$ 80.00					\$ 80.00	8/5/2019	
15088	Shida, Paul H.	\$ 70.00	\$ 70.00					\$ 520.00	5/2/2019	
15099	Williams, Michael E.	\$ 30.66	\$ 30.66					\$ 63.00	7/23/2019	
9831	Fish Hook Inc.	\$ 25.00	\$ 25.00					\$ 360.00	7/30/2019	
10735	Plummer, Peter J.	\$ 25.00	\$ 25.00					\$ 87.50	7/29/2019	
15698	Poseidon's Maidens Charter	\$ 25.00	\$ 25.00					\$ 255.52	8/7/2019	
15819	Teamspeed Charter	\$ 25.00	\$ 25.00					\$ 935.00	7/15/2019	
13803	Korando Corp.	\$ 15.08	\$ 15.08					\$ 15.08	8/2/2019	
15811	Ride the Ducks, LLC	\$ (0.02)	\$ (0.02)					\$ 1,265.38	8/6/2019	
10524	Orcutt, Kenneth D.	\$ (0.50)	\$ (0.50)					\$ 137.50	8/7/2019	
14485	Rains, Julian T.	\$ (0.50)	\$ (0.50)					\$ 156.50	7/30/2019	
11778	Dewitt Trans Services of G	\$ (0.68)	\$ (0.68)					\$ 55.92	8/9/2019	
12522	Dickerson & Quinn, Ltd	\$ (0.68)	\$ (0.68)					\$ 29.51	8/9/2019	
15925	BLCS Equipment	\$ (2.00)	\$ (2.00)					\$ 238.08	7/25/2019	
15835	Woessner, Maxwell	\$ (10.00)	\$ (10.00)					\$ 10.00	7/5/2019	
14791	Fong, Francis L.	\$ (22.37)	\$ (22.37)					\$ 300.00	3/28/2019	
14535	Young, Dione & Jerry	\$ (25.00)	\$ (25.00)					\$ 150.00	8/21/2019	
15548	Makanga Fishing Charters	\$ (25.00)	\$ (25.00)					\$ 87.50	8/8/2019	
14907	Tartano, John	\$ (34.00)	\$ (34.00)					\$ 108.00	5/9/2019	
12397	Cruz, John R.	\$ (40.00)	\$ (40.00)					\$ 160.00	8/29/2017	
14968	Nguyen, Hoa Van	\$ (40.00)	\$ (40.00)							
15818	Mendiola, Janus C.	\$ (40.00)	\$ (40.00)					\$ 240.00	2/13/2019	
1081	GARRIDO, RICKY E.	\$ (50.00)	\$ (50.00)					\$ 50.00	7/12/2019	
1300	SANTOS, RAYMOND B.	\$ (50.00)	\$ (50.00)							
1741	TORRES, SYLVESTRE S.	\$ (50.00)	\$ (50.00)					\$ 50.00	5/9/2019	
1749	CARBULLIDO, RITA B.	\$ (50.00)	\$ (50.00)					\$ 30.00	9/1/2017	
1799	SABLAN JR, RONNIE D.	\$ (50.00)	\$ (50.00)					\$ 50.00	7/15/2019	
1882	SIATAN, JULIE AIDAY.	\$ (50.00)	\$ (50.00)					\$ 50.00	6/28/2019	
2031	QUINATA, CARL I.	\$ (50.00)	\$ (50.00)					\$ 50.00	7/2/2019	
2060	AYUVU, RONALD JR. C.	\$ (50.00)	\$ (50.00)					\$ 50.00	7/11/2019	
15348	Nason, Henry	\$ (50.00)	\$ (50.00)					\$ 50.00	7/17/2019	
15400	Mendiola, Zachary	\$ (50.00)	\$ (50.00)					\$ 50.00	12/17/2018	
15403	Carbullido, Aurora F.	\$ (50.00)	\$ (50.00)					\$ 50.00	4/29/2019	
15416	Eustaquio, Randy J	\$ (50.00)	\$ (50.00)					\$ 50.00	6/24/2019	
15439	Hasogolman, John	\$ (50.00)	\$ (50.00)					\$ 50.00	7/16/2019	
15456	Keith, Kenneth	\$ (50.00)	\$ (50.00)					\$ 50.00	6/14/2019	
15488	Love, Rick	\$ (50.00)	\$ (50.00)					\$ 50.00	5/30/2019	
15527	Walsh, Joshua	\$ (50.00)	\$ (50.00)					\$ 50.00	12/28/2018	
15597	Gorman, John T.	\$ (50.00)	\$ (50.00)					\$ 50.00	6/13/2017	
15636	Voistadt, Rachel Marie	\$ (50.00)	\$ (50.00)					\$ 50.00	6/10/2019	
15674	Ching, Donald	\$ (50.00)	\$ (50.00)							
15677	Reinhardt, Kyle Christophe	\$ (50.00)	\$ (50.00)					\$ 15.00	2/20/2018	
15682	Marges, Lilying D. T.	\$ (50.00)	\$ (50.00)					\$ 50.00	3/26/2018	
15694	Hocog, Gerry J.	\$ (50.00)	\$ (50.00)							
15713	SCHIEFER, ROBERT I.	\$ (50.00)	\$ (50.00)					\$ 50.00	3/16/2018	
15726	Garrido, Keoni L.	\$ (50.00)	\$ (50.00)					\$ 50.00	4/20/2018	

Number	Name	Open	Current	31 - 60	61 - 90	91 - 120	Over 120	Amount	Date	Remarks
15758	Dunn, Timothy J.	\$ (50.00)	\$ (50.00)					\$ 50.00	6/19/2018	
15792	Denton, Walter	\$ (50.00)	\$ (50.00)					\$ 50.00	8/31/2018	
15880	Casil, Christopher	\$ (50.00)	\$ (50.00)					\$ 50.00	4/22/2019	
15902	Berringer, Meliza R.	\$ (50.00)	\$ (50.00)					\$ 50.00	6/10/2019	
15911	Duenas, Myrna	\$ (50.00)	\$ (50.00)					\$ 50.00	6/27/2019	
15921	Camacho, Marretta C.	\$ (50.00)	\$ (50.00)					\$ 50.00	7/15/2019	
15923	Ignacio, Jomey A.	\$ (50.00)	\$ (50.00)					\$ 50.00	7/19/2019	
15926	Sigrah, Lellean G.	\$ (50.00)	\$ (50.00)					\$ 50.00	7/25/2019	
15928	Garcia, Joanne R.	\$ (50.00)	\$ (50.00)					\$ 50.00	7/31/2019	
13190	GENITY BLUE DIVING SHOP	\$ (55.62)	\$ (55.62)					\$ 103.51	3/1/2019	
14258	Island Wines & Spirits Dis	\$ (59.02)	\$ (59.02)					\$ 118.04	7/25/2019	
15894	Island Beverage Distributo	\$ (59.02)	\$ (59.02)					\$ 236.08	8/9/2019	
1500	Atlantis Guam	\$ (68.58)	\$ (68.58)					\$ 3,057.60	8/16/2019	
15530	Cruz, Marrae	\$ (75.00)	\$ (75.00)					\$ 75.00	7/23/2019	
15895	Hartzell, Jessica	\$ (80.00)	\$ (80.00)					\$ 40.00	8/12/2019	
15242	MENDIOLA, FRANCISCO Q.	\$ (82.50)	\$ (82.50)					\$ 137.50	8/13/2019	
12408	Marianas Yacht Club	\$ (100.00)	\$ (100.00)					\$ 100.00	4/2/2019	
15748	Nugam, Henry L.	\$ (100.00)	\$ (100.00)					\$ 100.00	6/1/2018	
14290	DGX	\$ (101.84)	\$ (101.84)					\$ 29.51	8/14/2019	
15749	Lagutang, Herbert C.D.	\$ (110.00)	\$ (110.00)					\$ 340.00	8/12/2019	
11814	J.L. Baker & Sons/COS/LA G	\$ (111.84)	\$ (111.84)					\$ 588.00	8/5/2019	
13800	Hawthorne Pacific Corp.dba	\$ (111.84)	\$ (111.84)					\$ 55.92	5/13/2019	
13081	Watanabe, Akio/Fontana & C	\$ (128.00)	\$ (128.00)					\$ 147.00	4/10/2017	
14150	PIER, KENNETH	\$ (137.50)	\$ (137.50)					\$ 275.00	6/26/2019	
15692	Jo, Myeongseon	\$ (137.50)	\$ (137.50)					\$ 390.96	6/27/2018	
15854	Petrick, Thomas	\$ (159.94)	\$ (159.94)					\$ 159.94	8/9/2019	
14633	Eusebio, Ricardo B.	\$ (160.00)	\$ (160.00)					\$ 360.00	3/7/2019	
12514	Pepsi Cola Bottling Co. Gu	\$ (169.10)	\$ (169.10)					\$ 2,218.04	7/2/2019	
14776	MARAD	\$ (169.45)	\$ (169.45)					\$ 698.16	8/6/2019	
13913	Shoocumchuck Charters Inc.	\$ (188.16)	\$ (188.16)					\$ 457.22	2/25/2019	
1862	SANTOS, JOHN T.	\$ (194.00)	\$ (194.00)					\$ 480.00	12/5/2018	
14909	Propacific Builder Corpora	\$ (194.99)	\$ (194.99)					\$ 10,498.90	2/19/2019	
9697	Camacho, Antonio Frank C.	\$ (200.00)	\$ (200.00)					\$ 300.00	7/10/2019	
13671	Landscape Management Syste	\$ (236.13)	\$ (236.13)					\$ 700.00	5/14/2019	
9742	Duenas, Christopher M.	\$ (250.00)	\$ (250.00)					\$ 600.00	12/11/2018	
13089	Guam Fisherman's Cooperati	\$ (250.00)	\$ (250.00)					\$ 375.00	7/8/2019	
13545	Perez, Vincent T./Vern Per	\$ (250.00)	\$ (250.00)					\$ 600.00	2/4/2019	
14409	Robinson, Merle Ann	\$ (250.00)	\$ (250.00)					\$ 250.00	7/1/2019	
14436	John C. Agnon/Myung J. Par	\$ (250.00)	\$ (250.00)					\$ 885.20	8/13/2019	
15205	RIDLON, DANIEL A	\$ (250.00)	\$ (250.00)					\$ 675.00	2/13/2019	
15220	SBS DIVE GUAM	\$ (250.00)	\$ (250.00)					\$ 59.02	8/21/2019	
15646	Cabral, Luis F.M.	\$ (250.00)	\$ (250.00)					\$ 750.00	5/8/2019	
14387	Guam Sungwoo Ferry Corp.	\$ (250.42)	\$ (250.42)					\$ 450.00	1/11/2019	
12424	Flores, Joaquin C.	\$ (275.00)	\$ (275.00)					\$ 960.00	11/26/2018	
15290	Flores, Joaquin C.	\$ (275.00)	\$ (275.00)					\$ 340.00	7/31/2019	
8336	Murrell, Robert Dan	\$ (292.38)	\$ (292.38)							
8264	Pacific Trucking Inc.	\$ (300.00)	\$ (300.00)							
9849	Flores, William A.	\$ (300.00)	\$ (300.00)							
12895	Bell, James C. or Cynthia	\$ (300.00)	\$ (300.00)							
10621	Perez, Thomas L.G.	\$ (320.00)	\$ (320.00)							
12706	Guam Seawalker Tours	\$ (340.00)	\$ (340.00)							

Number	Name	Open	Current	31 - 60	61 - 90	91 - 120	Over 120	Amount	Date	Remarks
15031	Asia Pacific Wholesalers	\$ (342.31)	\$ (342.31)					\$ 2,922.00	7/3/2018	
14210	Kaneshiro, Roger J., D.D.S	\$ (400.00)	\$ (400.00)					\$ 960.00	1/9/2019	
15207	SOUTH PACIFIC DREAM CORP	\$ (402.50)	\$ (402.50)					\$ 140.00	8/19/2019	
14136	San Nicolas, Jose T.	\$ (410.00)	\$ (410.00)					\$ 200.00	8/9/2019	
14013	Brandt, Jim or Bonnie	\$ (412.50)	\$ (412.50)					\$ 412.50	7/3/2019	
11756	V.Angoco's Trucking	\$ (413.14)	\$ (413.14)					\$ 1,176.00	8/17/2019	
8352	Paradise Aqua Corp.	\$ (423.36)	\$ (423.36)					\$ 423.36	7/25/2019	
12394	Wong, Billy	\$ (437.50)	\$ (437.50)					\$ 350.00	6/3/2019	
15709	Sam, Gerald L.	\$ (440.00)	\$ (440.00)					\$ 440.00	3/20/2019	
15584	Willy's Furniture Outlet	\$ (442.65)	\$ (442.65)					\$ 442.65	7/12/2019	
13191	Aguron, Sonja V. or Paul SN	\$ (459.73)	\$ (459.73)					\$ 120.00	2/1/2019	
15612	Churchill, Charles D.	\$ (465.80)	\$ (465.80)					\$ 1,200.00	5/3/2019	
15171	Lets Dive Guam	\$ (500.00)	\$ (500.00)					\$ 500.00	7/15/2019	
15174	GO DIVE GUAM SURF & DIVE	\$ (500.00)	\$ (500.00)					\$ 500.00	6/24/2019	
9478	Triple B Forwards	\$ (673.30)	\$ (673.30)					\$ 118.04	7/17/2019	
15718	Larsen, Helge	\$ (750.00)	\$ (750.00)					\$ 1,310.00	4/15/2019	
15582	Shavers, George Kenneth	\$ (812.50)	\$ (812.50)					\$ 1,950.00	1/3/2019	
15428	Stewart, Michael	\$ (825.00)	\$ (825.00)					\$ 825.00	7/25/2019	
12748	Radiocom	\$ (849.48)	\$ (849.48)					\$ 1,600.00	1/14/2019	
1487	Guam Federation of Teacher	\$ (859.00)	\$ (859.00)							
14453	Paradis, Guy R.	\$ (880.00)	\$ (880.00)					\$ 1,320.00	6/25/2019	
13314	Island Certs Corporation	\$ (1,053.69)	\$ (1,053.69)					\$ 178.69	4/24/2019	
9806	Felix, Christopher	\$ (1,100.00)	\$ (1,100.00)					\$ 1,345.00	7/25/2019	
10250	Morrice Equipment LLC	\$ (1,241.08)	\$ (1,241.08)					\$ 525.00	9/26/2018	
13537	Wang, Jackey	\$ (1,315.00)	\$ (1,315.00)					\$ 2,630.00	7/11/2019	
9401	Tasi Tours Inc.	\$ (1,428.22)	\$ (1,428.22)					\$ 1,204.62	8/6/2019	
7624	Micronesian Divers Assoc.	\$ (1,500.00)	\$ (1,500.00)					\$ 732.60	8/12/2019	
15152	SUNNY SIDE UP GUAM INC.	\$ (1,557.50)	\$ (1,557.50)					\$ 1,305.00	6/11/2019	
14141	Core Tech International	\$ (1,999.55)	\$ (1,999.55)					\$ 8,415.50	12/31/2018	
15844	SDM Holdings	\$ (2,310.00)	\$ (2,310.00)					\$ 2,705.00	7/30/2019	
15917	Impact Solutions Co.	\$ (3,194.97)	\$ (3,194.97)					\$ 6,389.94	7/2/2019	
7368	Cabras Marine Corp	\$ (22,284.78)	\$ (22,284.78)					\$ 403.68	11/6/2018	
15334	KALS Corporation	\$ (22,624.42)	\$ (22,624.42)					\$ 2,714.75	8/7/2019	
12511	Hanson Permanente Cement o	\$ (167,235.56)	\$ (167,235.56)					\$ 172,000.00	3/1/2019	
7886	Guam Transport & Warehouse							\$ 118.04	7/30/2019	
10743	Poppe, Edward/FISH INC							\$ 80.00	8/16/2019	
14658	Phillip, Vincer							\$ 300.00	7/30/2019	
14973	Shotguns							\$ 2,530.00	7/31/2019	
15014	Purcell Painting							\$ 59.02	8/13/2019	
15858	Cape Environmental Managem							\$ 590.20	7/11/2019	
	TOTAL	\$ 6,400,934.28	\$ 5,094,781.92	\$ 926,270.74	\$ 59,093.54	\$ 30,972.94	\$ 289,865.14			

Supplier	Name	Phone	CO	Balance Open	Current	61	90	91	130	Aging	121	Over
10516	Pacific Data Syst	671 6484361/2	00050	2037.41	1831.25							206.16
13196	Pacific Human Res	671 6376906/7/8	00050	618.45	618.45							
14831	Phillips and Bord	671 4772223	00050	62843.75	62843.75							
14631	Public Utilities	671 4721907	00050	5157.89	5157.89							
14439	PMG Goodwill & Mo	671 4775931	00050	50.00	50.00							
13341	PMI PACIFIC, INC.	671 4725551	00050	1423.13	1423.13							
12973	Reception Supply C	671 928-3862	00050	7395.00	7395.00							
12973	Reception Supply Q	671 928-3862	00050	2630.00	2630.00							
7054	RESPIRO, PORR, J.	671 646440DAVE	00050	2630.00	2630.00							
7093	Safely 1st System	671 646440DAVE	00050	1995.00	1995.00							
15298	Scholarastic Advert	800 9640722	00050	1549.00	1549.00							
10997	SOlCom	671 6325310/JERRY	00050	33466.49	33466.49							1995.00
10330	South Pacific Pet	671 4728871/OPERA	00050	1199.95	1199.95							
11017	Speed Way Machine	671 6495364/BERRI	00050	50.00	50.00							
1155	SANTOS, FRANCISCO	671 4775931/332.3	00050	885.00	885.00							
15630	SOURCE RITE INC	00050	00050	50.00	50.00							
15617	Taimanglo, Nathan	808 6773789	00050	948.00	948.00							
15469	Thompson Informat	671 6464742	00050	3092.00	3092.00							
12446	Total Chemical Re	671 6464742	00050	10710.11	10710.11							
12943	Treasurer of Guam	671 6468233	00050	1216.00	1216.00							
14043	Triples U Commerci	671 6478473	00050	11784.00	11784.00							
14242	Triples U Express	671 6478473	00050	11090.44	11090.44							
14242	Triples U Technolo	671 6478473	00050	481.71	481.71							
11642	Triples Technolo	671 6478473	00050	566.00	566.00							
1871	TRITANO, MARIA D	671 4775931	00050	1205.00	1205.00							
15335	TECH AUTO AIR COR	671 6469664	00050	5000.00	5000.00							
11623	Unitel Envolomen	671 5651511/LEROY	00050	3622.66	3622.66							
15074	UNITED AIRLINES	671 6458701	00050	1700.00	1700.00							
11356	Workers Compensat	671 6458701	00050	176284.87	176284.87							2630.00
1197	WSP/Parsons Brinc	671 9884554/MATTH	00050	8708.88	8708.88							
7253	Xerox Corporation	671 4779456/9495	00050	8708.88	8708.88							

00050 Port Authority of Guam 1013455.35 1002462.07 415.00 2858.71 7719.57

Grand Total 1013455.35 1002462.07 415.00 2858.71 7719.57

04413

Port Authority of Guam
Accounts Payable Summary

Page - 8/26/15
Date - 07/31/15
As Of

Supplier Name	Supplier Phone	Co	Balance Open	Current	61 - 90	91 - 120	Aging	121 - 0	Over
00050			1013455.35	1002462.07	415.00	2858.71			7719.57
Grand Total			1013455.35	1002462.07	415.00	2858.71			7719.57

**PORT AUTHORITY OF GUAM
Budget Transactions**

In the February 12, 2019 board meeting, Acting General Manager requested authorization from the Board of Directors to allow management to lift quarterly budget and be able to transfer money within divisions budget to give them the flexibility to manage their division. The Board of Directors approved the above request provided that the request be documented and that the Board be informed. Therefore, below are the current transactions.

Budget Lifts: JULY

Memo	Division	Request	Acct. No.	Annual Budget	Quarterly Budget	Used as of 7/31/19	Balance	Reason
	NONE	NONE	NONE	NONE	NONE	NONE	NONE	

Divisional Transfers: JULY

Memo	Division	Request	Acct. No.	Amount	Reason
7/10/2019 FACILITY	TRANSFER FUNDS		423.8665 PROF to 423.8114	8,000.00	FULL REEFER OPERATION REQUIREMENTS
7/15/2019 FINANCE	TRANSFER FUNDS		681.8366 OFCEOPT to 681.8521	1,797.00	TARIFF LABELS AND OTHE OFFICE SUPPLIES
7/26/2019 ADMINISTRATIVE SERVICES OFFICE	TRANSFER FUNDS		610.8665 PROF to 610.8521	309.92	PTTNEY BOWES METER SUPPLIES AND SERVICES

Port Authority of Guam
Crane Surcharge Budget vs Actual
Variance Analysis-Unaudited
10 Months Ending 07/31/19

Budget	%	Current Month			Variance	%	Description	Budget	%	Year-to-Date			Variance	%
		Actual	%	Variance						Actual	%	Variance		
502,334	100	520,326	100	17,992	3.6	CRANE SURCHARGE REVENUES	5,023,340	100	4,966,870	100	-56,470	-1.1		
502,334	100	520,326	100	17,992	3.6	TOTAL REVENUES	5,023,340	100	4,966,870	100	-56,470	-1.1		
-75,936	15.1	-72,949	14	2,987	3.9	Salaries & Wages	-767,955	15.3	-658,490	13.3	109,465	14.3		
-4,645	0.9	-6,244	1.2	-1,599	-34.4	Insured Benefits	-60,769	1.2	-57,926	1.2	2,843	4.7		
-12,747	2.5	-15,358	3	-2,611	-20.5	Retirement Benefits	-168,951	3.4	-149,333	3	19,618	11.6		
-21,667	4.3	-4,749	0.9	-4,749	-100	Other Benefits	-44,982	0.9	-44,982	0.9	-44,982	-100		
-1,084	0.2	-21,667	4.2	-20,583	-1,900	General Insurance	-216,670	4.3	-216,667	4.4	3	0.001		
-53,250	10.6	-856	0.2	228	21.1	Repairs & Maintenance	-10,840	0.2	-3,319	0.1	7,521	69.4		
-53,250	10.6	-25,283	4.9	27,967	52.5	Rep. & Maint.-Pola 14	-382,506	7.6	-109,221	2.2	273,285	71.5		
-53,250	10.6	-14,372	2.8	38,878	73	Rep. & Maint.-Pola 16	-382,506	7.6	-221,762	4.5	160,744	42		
-66,667	13.3	-35,263	6.8	17,987	33.8	Rep. & Maint.-Pola 17	-382,506	7.6	-190,795	3.8	191,711	50.1		
-667	0.1	-67,438	13	-771	-1.2	Depreciation & Amorti	-666,670	13.3	-674,384	13.6	-7,714	-1.2		
-72,917	14.5	-292	0.1	375	56.2	Supplies	-6,670	0.1	-20,316	0.4	-13,646	-204.6		
-6,249	1.2	-1,995	0.4	4,254	100	Professional Services	-729,170	14.5	-120,608	2.4	608,562	83.5		
		-129,152	24.8	-129,152	68.1	Other Contractual Ser	-62,490	1.2	-19,220	0.4	43,270	69.2		
					-100	Overhead Allocation						-100		
						Typhoon Expense			-1,277,486	25.7	-1,277,486	-100		
-422,329	84.1	-395,617	76	26,712	6.3	General & Administrative Expenses	-3,837,703	76.4	-3,771,370	75.9	66,333	1.7		
80,005	15.9	124,709	24	44,704	55.9	OPERATING INCOME (LOSS)	1,185,637	23.6	1,195,500	24.1	9,863	0.8		
						Other Income & Expense								
-31,764	6.3			31,764	100	Other Income	-317,640	6.3			317,640	100		
						Other Expense								
-31,764	6.3			31,764	100	Other Income & Expe	-317,640	6.3			317,640	100		
-454,093	90.4	-395,617	76	58,476	12.9	DIRECT LABOR COSTS	-4,155,343	82.7	-3,771,370	75.9	383,973	9.2		
48,241	9.6	124,709	24	76,468	158.5	NET INCOME (LOSS)	867,997	17.3	1,195,500	24.1	327,503	37.7		

PORT AUTHORITY OF GUAM
CONTRACT SUMMARY UPDATE

No.	Consultant/Vendor	Type of Service	Solicitation Method Reference No.	Division	Contract Term	Initial Term	Expiration After Options	Next Renewal Due Date	Annual Amount (Comments / Notes)
PROFESSIONAL SERVICES									
1	N.C. Macario & Assoc.	A/E Design and Consulting Services	RFP-016-002	Engineering	2 years with option to renew for 1 additional year	10/07/16 to 10/06/18		-	FULL TERM
2	GAS	Implementation & Integration of TOS	RFP-013-004	IT	5 years	2014 to 2019	2019		FULL TERM
3	A1 - Guam WEBZ	Web Development, Hosting, Support and Maintenance Svcs	RFP-014-006	IT	3 yrs w/ options NTE 5yr	04/03/2015 to 04/02/2018	04/02/20	04/02/19	Fees based on rates
4		Classification/Compensation Position Maintenance	RFP-014-001	HR	1 yr w/ option NTE 5 yr	06/01/14 to 05/31/15	05/31/19		ready for legal review and publication of new RFP
5	AM Insurance	Insurance Coverages	GSA/PAG-020-17	Finance	5 years	10/01/2017 to 09/30/2022	09/30/22	09/30/19	Premium based
6	AM Insurance	Workers Compensation Coverages	GSA/PAG-018-17	Finance/Safety	1 year - 2017 to 2018	8/1/2018 to 7/31/2019	07/31/19		preparing 2 month extension and bid pk.
7	Watson	Watson-Technical Support Services	RFP-016-003	EQMR	Extended to may 19, 2020	11/4/16 to 11/3/17	11/03/20	05/19/20	490,000.00
8	Bank of Guam	Banking Services	RFP-014-004	Finance	5 years	6/1/14 to 5/31/19	05/31/19		Need New RFP
9		Risk Management Consultant	RFP	Finance	Need to prepare RFP	Pending Requisition and Scope of Work			Need New RFP
10	OMEGA Safety	OSHA Training & Certification Services for Maritime Terminal Operations	RFP-017-003	Human Resources	3yr w/ 2- 1yr options NTE 5 years	8/13/2018 to 8/13/2021	08/13/23	08/13/21	Fees based on rates
11	Pacific Human Resources, Inc.	Drug Free Workplace Program	RFP-015-002	Human Resources	3 yr. w/ 2 options NTE 5 years	03/19/15 to 03/18/2018	03/18/20	03/18/19	Fees based on rates
12		Legal Services	RFP-015-004	Corporate	1 yr w/ options NTE 4 years	06/17/15 to 06/16/2016	06/16/19		working on new RFP with AG's office
13	TakeCare dba: FHP	Medical Examination Services	RFP-017-002	Human Resources	3 yr. w/ 2 options NTE 5 years	9/21/17 to 9/20/20	09/20/22	09/20/20	Fees based on rates
14	Pro Marine Technology	Underwater Assessment & Inspection Services	RFP-015-001	HarborMstr	2 yrs w/ 3 options NTE 5yr	07/17/15 to 07/16/2017	07/16/20	07/17/19	Task Order Based
15	Tri-Star	M & O of F-1 Fuel Pier Facility	RFP-013-003	Engineering	5 years	04/01/14 to 06/11/19	06/11/19		ready for evaluation and scoring
16	Unitek Environmental-Guam	Environmental Consulting Services-SWPP Compliance	RFP-014-002	Engineering	1 yr w/ option NTE 5 yr	07/01/14 to 06/30/15	07/23/19	-	awaiting SAAG appointment.
17	Deloitte & Touche	Annual Independent Audit Services	RFP-018-003	Fiscal	FY18, FY19, FY20, w/ 1yr Option	FY18, FY19, FY20, w/ 1yr Option	12/31/2022	12/31/2021	\$45,000.00
18	Parsons Brinckerhoff /WSP	OAE - Owner Agent Engineer	RFP-015-003	Planning	1 yr w/ 4 options NTE 5 yrs	9/9/15 to 9/8/16 exercised options	09/08/20	09/08/19	\$2.58mil
19	Nick Captain and Assoc.	Appraisal Consulting Services	RFP-016-001	Commercial	3yrs w/2 options NTE 5yrs	4/13/16 to 4/12/19	04/12/21	04/12/19	Check w/End User

PORT AUTHORITY OF GUAM
CONTRACT SUMMARY UPDATE

No.	Consultant/Vendor	Type of Service	Solicitation Method Reference No.	Division	Contract Term	Initial Term	Expiration After Options	Next Renewal Due Date	Annual Amount (Comments / Notes)
20		A/E Design and Consulting Services New Admin Building	RFP 019-001	Engineering		3 years w/2 options			Cancelled change in SOW
21	N.C. Macario & Associates	A/E Design and Consulting Services Golf Pier	RFP 019-002	Engineering	Pending PUC Notification	3 years w/2 options			Final Contract drafted
22	N.C. Macario & Associates	A/E Design and Consulting Services EQMR, Warehouse No.1, Waterline	RFP 019-003	Engineering	PAG made counter offer of 14% reduction	3 years w/2 options			Counter offer letter send to NC Macario
23		M&O of F1 Fuel Pier and Facility	RFP-019-004	Commercial	Proposals being evaluated				3 offerors submitted
CONSTRUCTION CONTRACTS									
No.	Consultant/Vendor	Type of Service	Solicitation Method Reference No.	Division	Contract Term	Initial Term	Expiration After Options	Next Renewal Due Date	Annual Amount (Comments / Notes)
1	Korando Corporation	Concrete Asphalt Pavement and Fire Hydrant Repairs	IFB-CIP-17-002	CIP	Project complete				\$2.7 Mil
2	Canton Construction	Agat Marina Demolition and Removal of Dock "g"	IFB-CIP-018-001	CIP	Project Complete				\$50,243.67
3	ProPacific Builders Corp.	Design/Build to Supply & Install 8,000 Gal. Double Wall Fuel Tank w/ Fuel Dispenser & Appurtenances	IFB-CIP-018-002	CIP	Project Complete				\$272,000.00
4	AYM International	Trench Drain Repairs and Upgrade	IFB-CIP-018-003	CIP	293 calendar days	Change Order 2 for 15 days and No Cost			\$456,759.30
5	Jones & Guerrero	Steel Poles and Solar LED Lighting Installation	IFB-CIP-018-004	CIP	Project Completed				\$336,561.02
6	American Builders LLC	Re-Painting of the CMU Wall and Terminal Booths and Replacement of Barbed Wire.	IFB-CIP-019-001	CIP	122 Calendar Days	Weather delays for painting, unable to find Barbed Wire			Contract Signed, PO Issued
7	Highway Specialty Services	Thermo Plastic Striping Paint, pavement marking numberings and Alpha characters.	IFB-CIP-019-002	CIP	182 Calendar Days	Weather delays for painting to much rain			Contract Signed, PO Issued
8	Murphy Enterprises Inc.	Load Center Hardening Project	IFB-019-003	CIP	243 Calendar Days	Pending Legal review an approval of contract to form			both parties ready to sign contract
		Refer Plug Extension and Expansion	IFB-019-004	CIP					awaiting SAAG Review

**Port Authority of Guam
Capital Improvement Projects
Engineering Division
Summary Status**

As of August 21, 2019

Fact Sheet No. 84

Project:	Container Yard Asphalt, Concrete Pavement and Fire Hydrant Valve Repairs
Project No.:	IFB No. PAG-CIP-017-002
Project Amount:	\$2,770,379.98
Funding Source:	Port Authority of Guam – FMF
Contractor:	Korando Corporation
Construction Manager:	PAG Engineering/CIP
Notice to Proceed:	September 4, 2018
Project Completion:	July 29, 2019
Work Status:	As of July 29, 2019, Project is 100% completed.

Project:	Container Yard Trench Drain Repair
Project No.:	IFB No. PAG-CIP-017-003
Project Amount:	\$456,759.00
Funding Source:	Port Authority of Guam
Contractor:	AYM Construction
A/E Consultant:	AM ORIENT Consulting Engineers
Construction Manager:	PAG Engineering./CIP
Notice to Proceed:	November 26, 2018
Project Completion:	August 25, 2019
Work Status:	As of 8/21/19, AYM work progress is at 90%. AYM was granted additional 21 days time extension by the Port. New contract completion is on September 15, 2019.

Project:	Harbor of Refuge Pump Station and Installation of Waste Water Injector Pump
Project No.:	TBD
Project Amount:	TBD
Funding Source:	Dept. of Agriculture Fish and Wild Life Boating Grant
Contractor:	TBD
Construction Manager:	PAG Engineering/CIP Division
Notice to Proceed:	TBD
Project Completion:	TBD
Work Status:	Awaits MOU approval from Attorney General and Governor.

Project:	Harbor of Refuge Installation of Mooring Blocks
Project No.:	TBD
Project Amount:	TBD
Funding Source:	Dept. of Agriculture Fish and Wild Life Boating Grant
Contractor:	TBD
Construction Manager:	PAG Engineering/CIP Division
Notice to Proceed:	TBD
Project Completion:	TBD
Work Status:	Awaits MOU approval from Attorney General and Governor.

Project:	Rehabilitation of H-Wharf and Access Road
Project No.:	TBD
Project Amount:	TBD
Funding Source:	PAG Engineering/CIP Division
Contractor:	TBD
Construction Manager:	PAG Engineering/CIP Division
Notice to Proceed:	TBD
Project Completion:	TBD
Work Status:	Meeting and Environmental assessment by WSP and Designer is on-going as of March 22, 2019.

Project:	A/E Services for Golf Pier Repair
Project No.:	RFP-PAG-019-002
Project Amount:	TBD
Funding Source:	PAG Engineering/CIP Division
Contractor:	TBD
Construction Manager:	PAG Engineering/CIP Division
Notice to Proceed:	TBD
Project Completion:	TBD
Work Status:	As of July 15, 2019, PAG Engineering, Procurement and N.C. Macario awaits final cost negotiation.

Project:	A/E Services for EQMR & Warehouse I Building and Relocation of PAG Water Line
Project No.:	RFP-PAG-019-003
Project Amount:	TBD
Funding Source:	PAG Bond Funding
Contractor:	TBD
Construction Manager:	PAG Engineering/CIP Division
Notice to Proceed:	TBD
Project Completion:	TBD
Work Status:	As of July 15, 2019, N.C. Macario and Assoc./A/E for the above RFP to submit cost proposal.

Project:	New Administration Building Construction
Project No.:	TBD
Project Amount:	TBD
Funding Source:	PAG Engineering/CIP Division
Contractor:	TBD
Construction Manager:	PAG Engineering/CIP Division
Notice to Proceed:	TBD
Project Completion:	TBD
Work Status:	Awaits PAG Procurement for the advertisement of A/E Professional Services .

Project: Repainting CMU Wall, Gate Booth 1, 2, and 3 and Container Yard Barbed Wire Replacement
Project No.: IFB-PAG-CIP-019-001
Project Amount: \$139,449.00
Funding Source: Marad
Contractor: American Builders LLC,
Construction Manager: PAG Engineering/CIP Division
Notice to Proceed: August 1, 2019BD
Project Completion: November 30, 2019
Work Status: Official Notice to Proceed was issued on August 1, 2019. Contractor submits material submittal for review and approval.

Project: Remove and Replace Thermoplastic Paint in Cont. Yard Area U, V and W.
Project No.: IFB-PAG-CIP-019-002
Project Amount: \$82,940.00
Funding Source: Marad
Contractor: Highway /Safety Services
Construction Manager: PAG Engineering/CIP Division
Notice to Proceed: TBD – Awaits TWIC Card issuance.
Project Completion: 182 calendar days from notice to Proceed
Work Status: Official notice to Proceed was issued on July 15,2019. Contractor to submit Material submittals and documents for approval by PAG Engineering. Actual work started on August 21, 2019.

Project: Refurbishment and Hardening of Load Center Buildings 1,2,3 and 4.
Project No.: TBD
Project Amount: TBD
Funding Source: PSGP 2017
Contractor: TBD
Construction Manager: PAG Engineering/CIP Division
Notice to Proceed: TBD
Project Completion: TBD
Work Status: PAG Procurement to issue an Intent to Award to contractor.

** Information is compiled from Daily Status Reports
via Crane/Preventive/Welder Section Supervisors/Leaders:
and from Work Orders.

PORT AUTHORITY OF GUAM
EQUIPMENT MAINTENANCE / REPAIR DIVISION
CARGO HANDLING EQUIPMENT MAINTENANCE/REPAIR COST REPORT

Maintenance Control
(PW/C/M/lanes)
As of 08/20/19

EQUIPMENT	DATES DOWNED	LOCATION	DISCREPANCIES	(SECTION) CORRECTIVE ACTION	Work Order #
Gantry No. 4 #2450	No	<p>Check & Repair Fuel Feeder line for fuel leak Pre-ops P.M. & Weekly P.M. (Note: Completed 08/10 & 13)</p> <p>Crane Monthly Preventive Maintenance</p> <p>Main Generator, Monthly P.M.</p> <p>Check & adjust Engine Fan Belt and replace if needed</p> <p>Pre-Ops P.M. & Weekly P.M.</p> <p>Pre-Ops P.M. & Weekly P.M.</p> <p>Pre-Ops P.M. & Weekly P.M.</p> <p>Pre-Ops P.M. & Weekly P.M. (Note: Completed 08/05)</p> <p>Check & replace damaged diesel fuel/water separator</p>	<p>Check & Repair Fuel Feeder line for fuel leak Pre-ops P.M. & Weekly P.M. (Note: Completed 08/10 & 13)</p> <p>Crane Monthly Preventive Maintenance</p> <p>Main Generator, Monthly P.M.</p> <p>Check & adjust Engine Fan Belt and replace if needed</p> <p>Pre-Ops P.M. & Weekly P.M.</p> <p>Pre-Ops P.M. & Weekly P.M.</p> <p>Pre-Ops P.M. & Weekly P.M.</p> <p>Pre-Ops P.M. & Weekly P.M. (Note: Completed 08/05)</p> <p>Check & replace damaged diesel fuel/water separator</p>	(Crane) Performed on 07/01 & 02	586929
	No			(Crane) Performed on 07/13	586988
	No			(Crane) Performed on 07/18	587876
	No			(Crane) Started last mon. 6/25, 6/26 & 7/10	588001
	No			(Crane) Performed on 07/22	588035
	No			(Crane) Performed on 07/23	588182
	No			(Crane) Performed on 07/24	588351
	No			(Crane) Performed on 07/26	588414
	No			(Crane) Performed on 07/31	588713
	No			(Crane) To be performed next month	588721
	No			(Crane) Performed on 07/24	589679
	Gantry No. 5 #2451			No	<p>Quarterly Preventive Maintenance, Crane Pre-Ops P.M. & Weekly P.M.</p> <p>Quarterly Megger of all DC motors (Boom, Trolley, Gantry & Hoist DC Motors)</p> <p>Change sheave on trolley & adjust wire rope</p> <p>Assist Welders to adj. trolley wire rope, & v/replace worn-out trolley tensioner sheaves (FL)</p> <p>Check & Repair light switch at Boom station; Removed unused load speaker, conduit & J-box</p> <p>500 hrs. Main engine, Preventive Maintenance</p> <p>Pre-Ops P.M. & Weekly P.M.</p> <p>Pre-Ops P.M. & Weekly P.M.</p> <p>Crane Monthly Preventive Maintenance</p> <p>Main Generator, Monthly P.M.</p> <p>Pre-Ops P.M. & Weekly P.M.</p> <p>Pre-Ops P.M. & Weekly P.M. (Note: Completed 08/12)</p> <p>v/Replace worn out pillow block & replace damaged, corroded, worn out bolts & brackets @ Boom section area</p>
No		(Crane) Performed on 07/04	585969		
No		(Crane) Performed on 07/03	586540		
No		(Welder) Completed last month 06/25-29	586638		
No		(Crane) Completed last month 06/27 & 28	586718		
No		(Crane) Completed last month 06/27	586726		
No		(Crane) Performed on 07/04	586970		
No		(Crane) Performed on 07/18	587083		
No		(Crane) To be performed next month	587884		
No		(Crane) Completed last month 06/07	588019		
No		(Crane) Performed on 07/20	588043		
No		(Crane) Performed on 07/31	588393		
No	(Crane) To be performed next month	588730			
No	(Crane) Performed on 07/05 & 06	590080			
Gantry No. 6 #2452	No	<p>Pre-Ops P.M. & Weekly P.M.</p> <p>Pre-Ops P.M. & weekly P.M.</p> <p>Pre-Ops P.M.</p> <p>Pre-Ops P.M. & Weekly P.M. (Note: Completed 08/10 & 13)</p> <p>Crane Monthly Preventive Maintenance</p> <p>Main Generator, Monthly P.M.</p> <p>Check & troubleshoot Gantry motors #3, & #7 (Not Working)</p> <p>Assist vendor for the installation of the 2" feeder line for diesel (fuel line)</p> <p>Gantry Motors & Brakes P.M., Lubrication of Gantry Wheels, bearing & gears</p> <p>Pre-Ops P.M. & Weekly P.M.</p> <p>Lube Boom Wire Rope & Inspect</p> <p>Pre-Ops P.M. & Weekly P.M. (Note: Completed 08/08)</p> <p>No reported problems this month</p>	<p>Pre-Ops P.M. & Weekly P.M.</p> <p>Pre-Ops P.M. & weekly P.M.</p> <p>Pre-Ops P.M.</p> <p>Pre-Ops P.M. & Weekly P.M. (Note: Completed 08/10 & 13)</p> <p>Crane Monthly Preventive Maintenance</p> <p>Main Generator, Monthly P.M.</p> <p>Check & troubleshoot Gantry motors #3, & #7 (Not Working)</p> <p>Assist vendor for the installation of the 2" feeder line for diesel (fuel line)</p> <p>Gantry Motors & Brakes P.M., Lubrication of Gantry Wheels, bearing & gears</p> <p>Pre-Ops P.M. & Weekly P.M.</p> <p>Lube Boom Wire Rope & Inspect</p> <p>Pre-Ops P.M. & Weekly P.M. (Note: Completed 08/08)</p> <p>No reported problems this month</p>	(Crane) Performed on 07/06	585993
	No			(Crane) Performed on 07/11	587091
	No			(Crane) Performed on 07/16	587841
	No			(Crane) To be performed next month	587892
	No			(Crane) Comp. last month 6/15 & 17	588027
	No			(Crane) Performed on 07/20	588051
	No			(Crane) Performed on 07/19	588078
	No			(Crane) Performed on 07/25, 26, & 27	588334
	No			(Crane) Performed on 07/25	588342
	No			(Crane) Performed on 07/30	588406
	No			(Crane) Performed on 07/29	588422
	No			(Crane) To be performed next month	588748
Spreader #1	No	No reported problems this month			
Spreader #2	No	Check & Repair bend flipper/Check & repair flipper #2 for not working	(Crane) Performed on 07/30	588588	
Spreader #3	No	Check & Repair for no expand and retract	(Crane) Performed on 07/23	588203	
Spreader #4	No	v coupling @ pump & motor. v hyd. Hose from pump-tank; & also v the hyd. Hose from pump-control valve	(Crane) Performed on 07/26	589943	
Spreader #5	No	Check, remove, & replace hyd. Pump/ Tighten & secure all mounting bolts, add hyd. oil & test	(Crane) Performed on 07/03	586911	
Spreader #6	No	Check & Repair flipper #1 (Not Working)	(Crane) Performed on 07/23	588211	

**CRANE DOWNTIME REPORT
FY 2019 (JULY)**

DAY	SUN	MON	TUE	WED	THU	FRI	SAT	DOWNTIME TOTAL	HOIST START	HOIST END	TOTAL HOURS	CONTROL START	CONTROL END	TOTAL HOURS
WK 40	06/30/19	07/01/19	07/02/19	07/03/19	07/04/19	07/05/19	07/06/19	TOTAL	6513.0	6513.0	0.0	12056.0	12056.0	0.0
G4								0.00	12715.0	12735.0	20.0	22165.0	22202.0	37.0
G5								0.00	738.0	775.0	37.0	20688.0	20737.0	49.0
G6								0.00						

Note: No Down Time for the week of June 30, 2019 thru July 06, 2019 as per J. Sontilanosa; Crane Leader.

DAY	SUN	MON	TUE	WED	THU	FRI	SAT	DOWNTIME TOTAL	HOIST START	HOIST END	TOTAL HOURS	CONTROL START	CONTROL END	TOTAL HOURS
WK 41	07/07/19	07/08/19	07/09/19	07/10/19	07/11/19	07/12/19	07/13/19	TOTAL	6513.0	6522.0	9.0	12056.0	12080.0	24.0
G4				1.67				1.67	12735.0	12764.0	29.0	22202.0	22248.0	46.0
G5								0.00	775.0	799.0	24.0	20737.0	20783.0	46.0
G6								0.00						

Note: G#4 [07/10: Operator called leak coming from engine room. Found radiator clamp broke. (Replaced radiator clamp, added 12 gal. coolant, vacuum spilled coolant at engine drip pan, and secured crane.)]

DAY	SUN	MON	TUE	WED	THU	FRI	SAT	DOWNTIME TOTAL	HOIST START	HOIST END	TOTAL HOURS	CONTROL START	CONTROL END	TOTAL HOURS
WK 42	07/14/19	07/15/19	07/16/19	07/17/19	07/18/19	07/19/19	07/20/19	TOTAL	6522.0	6540.0	18.0	12080.0	12112.0	32.0
G4								0.00	12764.0	12794.0	30.0	22248.0	22292.0	44.0
G5		0.08						0.08	799.0	813.0	14.0	20783.0	20810.0	27.0
G6								0.00						

Note: G#5 [07/15: Spreader has no power from Bologna cable, & No hoist up/down (Shut down Gantry#5 and moved ops. to Gantry #4.)]

DAY	SUN	MON	TUE	WED	THU	FRI	SAT	DOWNTIME TOTAL	HOIST START	HOIST END	TOTAL HOURS	CONTROL START	CONTROL END	TOTAL HOURS
WK 43	07/21/19	07/22/19	07/23/19	07/24/19	07/25/19	07/26/19	07/27/19	TOTAL	6540.0	6542.0	2.0	12112.0	12118.0	6.0
G4								0.00	12794.0	12829.0	35.0	22292.0	22304.0	12.0
G5				0.33				0.33	813.0	840.0	27.0	20810.0	20858.0	48.0
G6		0.73						0.73						

Note: G#5 [07/24: Operator called reporting lost of power to Crane. (Check generator, noticed that it was shut down. Reset generator & start up good, back to ops.): G#6 [07/22: No extend and retract (Swapped spreader #3 to #4.)]

DAY	SUN	MON	TUE	WED	THU	FRI	SAT	DOWNTIME TOTAL	HOIST START	HOIST END	TOTAL HOURS	CONTROL START	CONTROL END	TOTAL HOURS
WK 44	07/28/19	07/29/19	07/30/19	07/31/19	08/01/19	08/02/19	08/03/19	TOTAL	6542.0	6569.0	27.0	12118.0	12160.0	42.0
G4								0.00	12829.0	12855.0	26.0	22304.0	22405.0	101.0
G5			0.25					0.25	840.0	849.0	9.0	20858.0	20879.0	21.0
G6								0.00						

Note: G#5 [07/30: L/S right side flipper shaking/vibrating when flipper is in down position (Isolate L/S right side flipper and released for operations).]

FLEET MAINTENANCE FY2019

UPDATED: 08/21/19

EQUIPMENT/NUMBER TOPPLIFTERS	YEAR	ASSET ID. #	STATUS UP DOWN	DISCREPANCY	PLANNED CORRECTIVE ACTION	REPORT DOWN TIME	ESTIMATE ON-LINE
80,000 lbs. Conather Handler SN: F117E01674G TOPPLIFTER 09-03 Mfr. Hyster	2009	2087	XXX	Cat walk rusted WO 561422, 06/26/18 Step broken WO 561553, 06/27/18	Under Mechanical Repairs	7/12/2019	9/1/2019
80,000 lbs. Conather Handler SN: F117E01675G TOPPLIFTER 09-06 Mfr. Hyster	2009	2088	XXX	OVER HEATING	Pending Installation of Manifold	7/13/2019	8/28/2019
80,000 lbs. Conather Handler SN: F117E01680G TOPPLIFTER 16-07 Mfr. Hyster	2009	2133	XXX	W.O#583795	PENDING VENDOR TO PERFORM	5/14/2019	8/27/2019
80,000 lbs. Conather Handler SN: H117E01591P TOPPLIFTER 16-08 Mfr. Hyster	2016	2725	XXX	UNDER ELECTRICAL REPAIRS	Upgrade or Flashing		
80,000 lbs. Conather Handler SN: H117E01592P TOPPLIFTER 16-09 Mfr. Hyster	2016	2726	XXX				
80,000 lbs. Conather Handler SN: H117E01593P TOPPLIFTER 16-10 Mfr. Hyster	2016	2727	XXX				
80,000 lbs. Conather Handler SN: H117E01594P TOTAL (7)	2016	2728	XXX				

EQUIPMENT/NUMBER TRACTORS	YEAR	ASSET ID. #	STATUS UP DOWN	DISCREPANCY	PLANNED CORRECTIVE ACTION	REPORT DOWN TIME	ESTIMATE ON-LINE
T-76 KALMAR-OTTAWA COMMANDO YT-50 SN: 31790	2007	1929	XXX				
T-77 KALMAR-OTTAWA COMMANDO YT-50 SN: 31791	2007	1930	XXX				
T-79 KALMAR-OTTAWA COMMANDO YT-50 SN: 31793	2007	1932	XXX				
T-81 KALMAR-OTTAWA COMMANDO YT-50 SN: 31795	2007	1934	XXX				
T-83 KALMAR-OTTAWA COMMANDO YT-50 SN: 324015	2010	2139	XXX				
T-84 KALMAR-OTTAWA COMMANDO YT-50 SN: 324016	2010	2140	XXX				
T-85 KALMAR-OTTAWA COMMANDO YT-50 SN: 324017	2010	2141	XXX				
T-86 KALMAR-OTTAWA COMMANDO YT-50 SN: 324018	2010	2142	XXX				
T-87 KALMAR-OTTAWA COMMANDO YT-50 SN: 324019	2010	2143	XXX				
T-89 KALMAR-OTTAWA COMMANDO YT-50 SN: 324021	2010	2145	XXX				
T-90 KALMAR-OTTAWA COMMANDO YT-50 SN: 324022	2010	2146	XXX				
T-91 KALMAR-OTTAWA COMMANDO YT-50 SN: 324023	2010	2147	XXX				
T-92 KALMAR-OTTAWA COMMANDO YT-50 SN: 324024	2010	2148	XXX				
TOTAL (13)			13				

EQUIPMENT/NUMBER TRACTORS	YEAR	ASSET ID. #	STATUS UP DOWN	DISCREPANCY	PLANNED CORRECTIVE ACTION	REPORT DOWN TIME	ESTIMATE ON-LINE
T-93 KALMAR TERMINAL YARD TRACTOR SN:343587	2017	2738	XXX				
T-94 KALMAR TERMINAL YARD TRACTOR SN:343588	2017	2739	XXX				
T-95 KALMAR TERMINAL YARD TRACTOR SN:343589	2017	2740	XXX				
T-96 KALMAR TERMINAL YARD TRACTOR SN:343590	2017	2741	XXX				
T-97 KALMAR TERMINAL YARD TRACTOR SN:343591	2017	2742	XXX				
T-98 KALMAR TERMINAL YARD TRACTOR SN:343592	2017	2743	XXX				
T-99 KALMAR TERMINAL YARD TRACTOR SN:343593	2017	2744	XXX	W.O#582910 def 5th wheel cvl	Overhauled/Pending installation	5/2/2019	9/1/2019
T-100 KALMAR TERMINAL YARD TRACTOR SN:3443594	2017	2745	XXX				
T-101 KALMAR TERMINAL YARD TRACTOR SN:344057	2017	2785	XXX				
T-102 KALMAR TERMINAL YARD TRACTOR SN:344058	2017	2786	XXX				
T-103 KALMAR TERMINAL YARD TRACTOR SN:344059	2017	2787	XXX				
T-104 KALMAR TERMINAL YARD TRACTOR SN:344060	2017	2788	XXX				
T-105 KALMAR TERMINAL YARD TRACTOR SN:344061	2017	2789	XXX				
T-106 KALMAR TERMINAL YARD TRACTOR SN:344062	2017	2790	XXX				
T-107 KALMAR TERMINAL YARD TRACTOR SN:344063	2017	2791	XXX				
T-108 KALMAR TERMINAL YARD TRACTOR SN:344155	2017	2792	XXX				
TOTAL (16)			15				

EQUIPMENT/NUMBER TRACTORS	YEAR	ASSET ID. #	STATUS UP DOWN	DISCREPANCY	PLANNED CORRECTIVE ACTION	REPORT DOWN TIME	ESTIMATE ON-LINE
T-702 MAGNUM TT120 SN: T254L100V1AA4986	2001	2576	XXX	pending survey			
T-741 MAGNUM TT120 SN: T254L100V1AA5007	2001	2578	XXX	pending survey			
T-749 MAGNUM TT120 SN: T254L100V1AA5010	2001	2579	XXX	pending survey			
TOTAL (3)			3				

EQUIPMENT/NUMBER FORKLIFTS	YEAR	ASSET ID. #	STATUS UP	DOWN	DISCREPANCY	PLANNED CORRECTIVE ACTION	REPORT DOWN TIME	ESTIMATE ON-LINE
FL 08-165 HYSTER 10 TON H210HD SN: H007E01888F	2008	2046	XXX		Corrosion Control, Body work WO 576907 02/14/19			
FL 08-166 HYSTER 10 TON H210HD SN: H007E01899F	2008	2048	XXX		Corrosion Control, Body work WO 556797 04/18/18			
TOTAL (2)			2					
EQUIPMENT/NUMBER FORKLIFTS	YEAR	ASSET ID. #	STATUS UP	DOWN	DISCREPANCY	PLANNED CORRECTIVE ACTION	REPORT DOWN TIME	ESTIMATE ON-LINE
FL 08-168 HYSTER 20TON H450HD SN: A236E01602F	2009	2049	XXX		under corrosion control Muffler rusted off WO 550627 02/01/18	Complete Body work WO 576827 02/13/19		
TOTAL (1)			1					
EQUIPMENT/NUMBER FORKLIFTS	YEAR	ASSET ID. #	STATUS UP	DOWN	DISCREPANCY	PLANNED CORRECTIVE ACTION	REPORT DOWN TIME	ESTIMATE ON-LINE
FL 17-170 HYUNDAI 10 TON FORKLIFT TRUCK SN.:HHKH1T05HG0000433	2017	2795	XXX					
FL 17-172 HYUNDAI 10 TON FORKLIFT TRUCK SN.:HHKH1T05CH0000436	2017	3013	XXX					
FL 17-173 HYUNDAI 10 TON FORKLIFT TRUCK SN.:HHKH1T05TH0000437	2017	3014	XXX					
FL 17-174 HYUNDAI 10 TON FORKLIFT TRUCK SN.:HHKH1T05PH0000438	2017	3015	XXX					
TOTAL (4)			4					
EQUIPMENT/NUMBER FORKLIFTS	YEAR	ASSET ID. #	STATUS UP	DOWN	DISCREPANCY	PLANNED CORRECTIVE ACTION	REPORT DOWN TIME	ESTIMATE ON-LINE
FL 17-169 HYUNDAI 20 TON FORKLIFT TRUCK SN.:HHKH502IG00000161	2017	2796	XXX		Left lift cylinder leaking WO 569352 10/16/18	pending parts on order Pending Overhaul Cylinder & Installation	10/16/2018	9/1/2019
FL 17-171 HYUNDAI 20 TON FORKLIFT TRUCK SN.:HHKH1H302CH0000163	2017	3016	XXX					
TOTAL (2)			2					
EQUIPMENT/NUMBER FORKLIFTS	YEAR	ASSET ID. #	STATUS UP	DOWN	DISCREPANCY	PLANNED CORRECTIVE ACTION	REPORT DOWN TIME	ESTIMATE ON-LINE
FL 08-40 HYSTER STON HS.000X SN: A232R03678F	2008	2028	XXX					
FL 08-41 HYSTER STON HS.000X SN: A232R03681F	2008	2031	XXX					
FL 08-42 HYSTER STON HS.000X SN: A232R03683F	2008	2032	XXX					
FL 08-43 HYSTER STON HS.000X SN: A232R03686F	2008	2030	XXX					
TOTAL (4)			4					
EQUIPMENT/NUMBER FORKLIFTS	YEAR	ASSET ID. #	STATUS UP	DOWN	DISCREPANCY	PLANNED CORRECTIVE ACTION	REPORT DOWN TIME	ESTIMATE ON-LINE
FL 16-45 DOOSAN 5.5TON SN: FDB04-1240-02826	2016	2780	XXX					
FL 16-46 DOOSAN 5.5TON SN: FDB04-1240-02827	2016	2781	XXX		W.O.# 586427 DEF TILT CYLINDER	Pending Overhaul Cylinder & Installation	7/1/2019	9/1/2019
FL 16-47 DOOSAN 5.5TON SN: FDB04-1240-02828	2016	2782	XXX					
FL 16-48 DOOSAN 5.5TON SN: FDB04-1240-02829	2016	2783	XXX					
TOTAL (4)			3					
EQUIPMENT/NUMBER AIR STREET SWEEPER	YEAR	ASSET ID. #	STATUS UP	DOWN	DISCREPANCY	PLANNED CORRECTIVE ACTION	REPORT DOWN TIME	ESTIMATE ON-LINE
REGENERATIVE 2017 FREIGHT LINER M2106 SCHARZE A4 STORM BODY 1PVACWDK6HHHC4068, STREET SWEEPER 4902	2017	2774	XXX					
TOTAL (1)			1					
EQUIPMENT/NUMBER ARTICULATING BOOM LIFT	YEAR	ASSET ID. #	STATUS UP	DOWN	DISCREPANCY	PLANNED CORRECTIVE ACTION	REPORT DOWN TIME	ESTIMATE ON-LINE
ARTICULATING BOOM LIFT 34FT SN: 300216234	2015	2706	XXX					
ARTICULATING BOOM LIFT 120FT SN: 300209110	2015	2707	XXX					
TOTAL (2)			2					
EQUIPMENT/NUMBER DIESEL FIRE PUMP	YEAR	ASSET ID. #	STATUS UP	DOWN	DISCREPANCY	PLANNED CORRECTIVE ACTION	REPORT DOWN TIME	ESTIMATE ON-LINE
DIESEL FIRE PUMP W/TRAILER SN: 0922831/1	2010	2177	XXX					
DIESEL FIRE PUMP W/TRAILER SN: 0922831/2	2010	2178	XXX					
DIESEL FIRE PUMP W/TRAILER SN: 0922831/3	2010	2176	XXX		Awaiting parts WO 562661 07/13/18			
TOTAL (3)			2					

EQUIPMENT/NUMBER	GENERATORS	YEAR	ASSET ID. #	STATUS UP	STATUS DOWN	DISCREPANCY	PLANNED CORRECTIVE ACTION	REPORT DOWN TIME	ESTIMATE ON-LINE	
CATERPILLAR PRIME POWER 455 KW GENSET LC-1	CAT00000CT4A00897	2014	1500251	XXX						
CATERPILLAR PRIME POWER 455 KW GENSET LC-4	CAT00000CT4A00860	2014	1500252	XXX						
CATERPILLAR PRIME POWER 455KW GENSET LC-2	CAT00000CT4A00858	2014	1500253	XXX						
CATERPILLAR PRIME POWER 725KW GENSET LC-4	CAT00C27E14200481	2014	1500254	XXX						
CATERPILLAR PRIME POWER 500KW GENSET LC-5	CAT00000H14A00816	2014		XXX						
CATERPILLAR PRIME POWER 500KW GENSET LC-5	CAT00000V14A00813	2014		XXX			pending parts order approval			
CATERPILLAR PRIME POWER 500KW GENSET LC-5	CAT00000AT14A00814	2014		6	1	def main board	pending procurement	6:14:19		
TOTAL (7)										
EQUIPMENT/NUMBER		YEAR	ASSET ID. #	STATUS UP		STATUS DOWN	DISCREPANCY	PLANNED CORRECTIVE ACTION	REPORT DOWN TIME	ESTIMATE ON-LINE
KATOLIGHT 500KW GENSET L-3 2160053970		2005	1870	XXX						
TOTAL (1)										

FY-19 WORK INJURY REPORT

(01/01/19 to 12/31/19)

<u>Divisions</u>	<u>*Lost-time</u>	<u>**Recordable</u>	<u>*** Refused Treatment</u>
Stevedoring	5	0	0
Transportation	3	0	0
Terminal	0	0	0
EQMR	1	0	0
Others	<u>0</u>	<u>0</u>	<u>0</u>
Total	9	0	0

Work Injury Summary for this reporting period: 8/22/2019

Total Injuries for FY-19 to date: 9–Injury

9 - Lost-time

0 - Recordable

0 - Refused Medical Attention

Last disabling work injury was on: 8/15/19

Number of days since last disabling work injury: 7-days

***Lost-time** = If an employee was injured on the job and medical doctor sent him/her home, his/her injury is considered a lost-time.

****Recordable** = If an employee was injured on the job and medical doctor treated him/her and released him/her back to work on the same day (Recordable because of medical charges).

*****Refused Medical Attention:** Filed WC Forms 201 & 202 for record purposes only.



PORT OF GUAM
ATURIDAT I PUETTON GUAHAN
Jose D. Leon Guerrero Commercial Port
1026 Cabras Highway, Suite 201, Piti, Guam 96925
Telephone: 671-477-5931/35 Facsimile: 671-477-2689/4445
Website: www.portguam.com



Lourdes A. Leon Guerrero
Governor of Guam
Joshua F. Tenorio
Lieutenant Governor

Human Resources Division Report August 21, 2019

PORT AUTHORITY TRAVEL

Period covering July 27 thru August 21, 2019:

- US Department of Homeland Security/FEMA Annual Pacific Partnership meeting, August 5-9, 2019, Honolulu, Hawaii