



PORT OF GUAM

ATURIDAT I PUETTON GUAHAN

Jose D. Leon Guerrero Commercial Port

1026 Cabras Highway, Suite 201, Piti, Guam 96925

Telephone: 671-477-5931/35 Facsimile: 671-477-2689/4445

Website: www.portguam.com



Lourdes A. Leon Guerrero
Governor of Guam

Joshua F. Tenorio
Lieutenant Governor

REGULAR MEETING OF THE BOARD OF DIRECTORS
Jose D. Leon Guerrero Commercial Port
Thursday, October 10, 2019
PAG Board Conference Room, Piti
3:00 p.m.

A G E N D A

- I. CALL TO ORDER
- II. APPROVAL OF MINUTES
 - 1. September 19, 2019 – Regular Board Meeting
 - 2. October 3, 2019 – Special Board Meeting
- III. PUBLIC COMMENTS:
 - a. Public Comments
 - b. Employee Comments
 - c. PAGGMA Association
- IV. GENERAL MANAGER'S REPORT (deferred to Old/New Business Items)
- V. OLD BUSINESS
- VI. NEW BUSINESS
 - 1. Resolution No. 2019-10 EQMR WH1 Upgrade, Waterline Relocation
- VII. EXECUTIVE SESSION – Pursuant to §8111(c)
 - 1. Legal Matters
- VIII. ADJOURNMENT



PORT OF GUAM

ATURIDAT / PUEYTON GUAHAN

Jose D. Leon Guerrero Commercial Port

1026 Cabras Highway, Suite 201, Piti, Guam 96925

Telephone: 671-477-5931/35 Facsimile: 671-477-2689/4445

Website: www.portguam.com



Lourdes A. Leon Guerrero

Governor of Guam

Joshua F. Tenorio

Lieutenant Governor

REGULAR MEETING OF THE BOARD OF DIRECTORS
Jose D. Leon Guerrero Commercial Port
Reconvened Meeting of October 10, 2019 to Friday, October 11, 2019
PAG Board Conference Room, Piti
3:00 p.m.

A G E N D A

- I. CALL TO ORDER
- II. APPROVAL OF MINUTES
 - 1. September 19, 2019 – Regular Board Meeting
 - 2. October 3, 2019 – Special Board Meeting
- III. PUBLIC COMMENTS:
 - a. Public Comments
 - b. Employee Comments
 - c. PAGGMA Association
- IV. GENERAL MANAGER'S REPORT (deferred to Old/New Business Items)
- V. OLD BUSINESS
- VI. NEW BUSINESS
 - 1. Resolution No. 2019-10 EQMR WH1 Upgrade, Waterline Relocation
- VII. EXECUTIVE SESSION – Pursuant to §8111(c)
 - 1. Legal Matters
- VIII. ADJOURNMENT



PORT OF GUAM
ATURIDAT I PUETTON GUAHAN
Jose D. Leon Guerrero Commercial Port
1026 Cabras Highway, Suite 201, Piti, Guam 96925
Telephone: 671-477-5931/35 Facsimile: 671-477-2689/4445
Website: www.portguam.com



Lourdes A. Leon Guerrero
Governor of Guam
Joshua F. Tenorio
Lieutenant Governor

**MINUTES OF THE
REGULAR MEETING OF THE BOARD OF DIRECTORS
Thursday, September 19, 2019**

I. CALL TO ORDER

There being a quorum, the regular meeting of the Board of Directors was called to order at 3:10 p.m., Thursday, September 19, 2019. Present at the meeting were:

Francisco G. Santos, Chairman
Nathan T. Taimanglo, Vice Chairman
Isa Marie C. Koki, Board Secretary
Rory J. Respicio, General Manager
Dominic G. Muna, Deputy General Manager, Operations

Absent was Board Member Maria D.R. Taitano, Board Member Anthony P. Chargualaf, Connie Jo Shinohara, Deputy General Manager of Admin/Finance and Atty. Joseph McDonald, Port Staff Attorney. Also present was Senator Clynt Ridgell's office-Mike Carlson; Guam Chamber of Commerce-Thomas Hertslet; Pacific Daily News-Anumita Kaur; Guam Daily Post-Kevin Kerrigan; KUAM-Chris Barnett and Port Staff.

Addendum to Agenda

Before proceeding with the items on the agenda, Director Koki made motion to add Startup Weekend: Micronesia as an agenda item under new business, seconded by the Vice Chairman. Motion unanimously passed.

II. APPROVAL OF MINUTES

- a. **August 27, 2019 – Regular Board Meeting**
- b. **September 6, 2019 – Special Board Meeting**

The Vice Chairman made motion to approve the minutes of August 27, 2019 and September 6, 2019, subject to correction. The motion was seconded by Director Koki and was unanimously passed.

III. PUBLIC COMMENTS

- a. **Public Comments:** None.
- b. **Employee Comments:** None.

c. **PAGGMA Association:** PAGGMA Vice President Steve Muna announced that the Labor Day on September 1, 2019 at Ypao Beach was a huge success. He thanked everyone for contributing and participating in the labor day celebration. Also, PAGGMA arranged a lunch plate fundraiser to aid in the medical recovery and support of an injured port employee, Mr. Ken Cruz and had raised over \$2,000. Management, staff and the association presented the check to Mr. Cruz and his family. He also announced that Port Week committee is working on the 44th Anniversary of the Port Authority. The Port Week Opening Ceremony is scheduled on October 21 at the Port grounds, and October 24 at the Government House for the Grand Finale. Other Port Week activities will be arranged.

IV. GENERAL MANAGER'S REPORT (deferred to Old/New Business Items)

The General Manager reported on the following:

1. **Port Modernization Plan.** Bill No. 149-35 is currently before the Legislative Committee on Maritime Transportation. The Port Oversight Chairman Clynt Ridgell is hopeful the bill is placed on the legislative session agenda this month. He reminded the members that the bill proposes to amend Public Law 34-70. This bill reprograms the \$17.5 million originally intended for a new PAG Admin building to \$10.5 million and redirects the remaining \$7 million for improvements to shore up the water front revenue generating facilities, create connectivity of a fuel line from Golf Pier to F1, and improve the Port's financial management and terminal operating systems. Having presented testimony in favor of the bill, a request was made to amend the local match for the TIGER Grant of the H-Wharf Rehabilitation project, in that the original amount was \$14.2M which has since been reduced to \$13.7M. The adjustment will leave a balance of \$400K plus which is being requested to be added onto the \$7M that will provide additional resources to help the Port meet its overall objectives of the Port Bond projects.

2. **H-Wharf Rehabilitation Project.** Earlier today, the Port received a letter from MARAD granting the notice to proceed on the \$10M TIGER Grant for the H-Wharf Rehabilitation project. The Construction Management request for proposal for this project has been completed, awaiting legal counsel's review.

3. **PAG Warehouse I Hardening Project.** In 2017, the Port Authority received \$80K of FEMA Hazard Mitigation Grant Program to repair WHI. The scope of work was to repair 12 roll up doors and 2 windows; however, the grant was only able to fund 3 roll up doors and 2 security doors at \$75,629.00. So rather than amending the original SOW, the Port proceeded with the repair project. In a later meeting held with FEMA, the Port was advised that as the original scope of work was not completed, the Port is obligated to return the grant funds, which the Port has done so. Further into the meeting, FEMA advised the Port that the remaining repairs to WHI can be covered under a subsequent grant that FEMA has earmarked close to \$700K. The Port, just yesterday, submitted its grant application for this purpose. Although the Port appreciates the \$700K funding availability, the Port is looking to appeal the \$75,629.00 and has 60 days to do so on the appeal process.

4. **Bid Solicitation Updates**

- **Professional Legal Services.** The scope of work is currently with Port counsel and procurement.
- **F1 Management.** Notice to award and notices of results have been issued to all offerors.
- **A&E Design/Consulting Services Structural Repairs of Golf Pier.** Cost negotiations have been completed. NC Macario accepted the Port's counter-offer. The Cost Negotiation team was able to reduce the initial proposed cost by 30%. The contract will be forwarded to legal for review and approval as to form.
- **A/E Design Consulting Services for WH1, EQMR Building Upgrade & Waterline Replacement.** Currently in cost negotiations.

5. **Drug-Free Workplace Program.** The Port is currently contracted with Pacific Human Resources Services and had requested a cost estimate on updating the Port's Drug-Free Workplace Program. Once received, this matter will be brought before the Board for consideration.

6. **Grant Opportunities.**

- **Office of Economic Adjustment.** The Port received grant award notification in the amount of \$800K 2019 for the OEA grant to fund the following projects:
 - 2020 Port Master Plan Update
 - Deep Draft and Fill Improvements Project Feasibility Study
 - Customs Inspection Feasibility Study
 - Conceptual Design and Revised SOW for New Admin Building Annex & Renovation of Existing Admin Building
- **MARAD.** The grant application was submitted on September 13, 2019 for the Port Infrastructure Development Program for the acquisition of two (2) Ship-to-Shore Gantry Cranes in the total amount of \$30M. The governor has submitted a letter of support for this initiative and is also working with Mr. Gary Kuwabara from the Office of Economic Adjustment to socialize this issue as it is an opportunity to mitigate the impact that the military buildup will have on the island. In addition to the grant, the Port also submitted a waiver requesting exemption from the Buy American Act as there are no manufacturing companies that build gantry cranes domestically in the United States. The Buy American guidelines on federal procurement restricts the acquisition and use of end products that are not domestic.

The Chairman asked the status of the two Top Lifter acquisition that is to be funded by the Port Enterprise Fund (PIF) residual funds of \$2M. The General Manager replied that the Port is expected to receive those equipment next year January. He said the total amount is up to \$1.1M which leaves a balance of about \$900K. He said the Port is seeking a request from MARAD, who is the administrator of the PIF, to reprogram those funds to support other port projects.

V. OLD BUSINESS

There were no old business discussed.

VI. NEW BUSINESS

1. **IFB-PAG-CIP-019-003 Load Center Hardening Project:** The General Manager said four (4) firms officially submitted their bid offer in response to the information for bid. After the opening of all sealed proposals and determining that all offerors were responsible and responsive, the lowest bid received was from Murphy's Enterprise in the amount of \$314,450.00. As a result, management requests the Board to approve the award to Murphy's Enterprise that has been deemed to have met all the requirements set forth in the Information for Bid and is consistent with the Guam Procurement Regulations.

Director Koki made motion to approve the contract award to Murphy's Enterprise IFB-PAG-CIP-019-003 Load Center Hardening Project, seconded by the Vice Chairman. Motion was unanimously approved.

2. **H-Wharf Rehabilitation Project:** As reported in prior board meetings and as recommended by MARAD, the Port shifted from a categorical exclusion to a simplified environmental assessment due to the additional regulatory requirements on the permitting process for the H-Wharf rehabilitation project. NEPA had forecasted the completion date to mid-May; however, the actual NEPA approval occurred in mid-July. This has resulted in extending the permitting support activities into September 2019 to close out required permitting reports and documentation. Based on this, the Port received a cost estimate for the expanded support services in the amount of \$64,700.00 and therefore request Board approval to utilize bond funds earmarked for Contingencies in this amount. Director Koki asked the balance on the contingencies. Mr. Jose B. Guevara, Financial Affairs Controller replied that the amount for the H-Wharf rehabilitation project is \$23M; \$13M bond funds and \$10M grant funds. So far, the average spent using the contingency fund is \$120K, plus the \$64,700.00 if approved by the Board. The Chairman asked whether there is a date set for the Ground Breaking of this project. The General Manager replied by early part next year. The Chairman advised for management to extend an invitation to MARAD as they have been supportive of the Port's projects and initiatives. At this time, the Vice Chairman made motion to authorize management to utilize bond funds earmarked for contingencies in the amount of \$64,700.00 for the environmental assessment work performed for the H-Wharf rehabilitation project, seconded by Director Koki. Motion was unanimously approved.

3. **Startup Weekend: Micronesia:** The General Manager said the University of Guam School of Business and Public Administration and Pacific Islands Small Business Development Center Network is launching an initiative called Startup Weekend: Micronesia. SW Micronesia is a program that introduces and celebrates innovation throughout the Pacific Region reaching out to the islands of Chuuk, CNMI, Guam, Kosrae, Palau, Pohnpei, and Yap. In this effort, request is being made for the Port to become a gold sponsor in the amount of \$2,500.00. This provides for agency coverage in port logo placement on digital/print promotional materials;

agency mentions in social media and broadcast announcements; and banner display. This is being presented to the Board for consideration, and if approved will be funded through the Finance divisional account.

Director Koki made motion to authorize management to become a gold sponsor for the Startup Weekend: Micronesia in the amount of \$2,500.00 funded through the Finance divisional account. Motion was seconded by the Vice Chairman and was unanimously approved.

VII. EXECUTIVE SESSION - Pursuant to Section 8111(c):

There were no executive session discussed.

VIII. ADJOURNMENT

There being no further business to discuss, it was moved by Director Koki and seconded by the Vice Chairman to adjourn the meeting at 3:30 p.m. The motion was unanimously passed.



ISA MARIE C. KOKI, Board Secretary
Board of Directors

APPROVED BY:



FRANCISCO G. SANTOS, Chairman
Board of Directors





PORT OF GUAM
ATURIDAT I PUETTON GUAHAN
Jose D. Leon Guerrero Commercial Port
1026 Cabras Highway, Suite 201, Piti, Guam 96925
Telephone: 671-477-5931/35 Facsimile: 671-477-2689/4445
Website: www.portguam.com



Lourdes A. Leon Guerrero
Governor of Guam
Joshua F. Tenorio
Lieutenant Governor

**MINUTES OF THE
SPECIAL MEETING OF THE BOARD OF DIRECTORS
Thursday, October 3, 2019**

I. CALL TO ORDER

There being a quorum, the special meeting of the Board of Directors was called to order at 3:35 p.m., Thursday, October 3, 2019. Present at the meeting were:

Francisco G. Santos, Chairman
Nathan T. Taimanglo, Vice Chairman
Isa Marie C. Koki, Board Secretary
Anthony P. Chargualaf, Member
Maria D.R. Taitano, Member
Rory J. Respicio, General Manager
Dominic G. Muna, Deputy General Manager, Operations
Connie Jo Shinohara, Deputy General Manager, Admin/Finance
Atty. Joseph McDonald, Port Staff Attorney

Also present was Flores Court Reporting-Cecille Flores.

II. EXECUTIVE SESSION - Pursuant to Section 8111(c)

At this time, the Board went into executive session at 3:36 p.m. Motion made by Director Koki, seconded by Director Taitano and was unanimously approved. Executive session ended at 5:56 p.m. The Board is now back in open meeting session.

Items addressed in executive session includes:

1. Legal Matters


III. ADJOURNMENT

There being no further business to discuss, it was moved by Director Koki and seconded by the Vice Chairman to adjourn the meeting at 5:58 p.m. The motion was unanimously passed.



ISA MARIE C. KOKI, Board Secretary
Board of Directors


APPROVED BY:



FRANCISCO G. SANTOS, Chairman
Board of Directors



**FY 2019 Port Modernization Plan
Grant/Bond Strategy - Monthly Update
As of October 7, 2019**



Grant Program	Total Award Amount	Total Draw Down	Total Remaining Balance	PROCUREMENT IFB/RFP/PO Number	Status
Modernization	\$14,544,530.00	\$411,996.16	\$14,132,533.84		
DTMA91G160007 - Rehabilitation of "H" Wharf	\$10,000,000.00	\$0.00	\$10,000,000.00		

DTMA91G160007 - Rehabilitation of "H" Wharf
 Finding of No Significant Impact (FONSI) has been approved based on results of Environmental Assessment (EA) on July 19, 2019. Grant Agreement signed by the Port on August 2019. Complete construction design package received from WSP on August 20, 2019. Awaiting NTP from MARAD.

GR882-18-01 - Owner's Agent Engineer Support Services	\$900,000.00	\$411,996.16	\$488,003.84		TO 7 work is ongoing.
Port Enterprise Fund - 1. Guam Commercial Port Improvement Program COMPLETE	\$2,844,530.00	\$0.00	\$2,844,530.00		- Ongoing
2. Port of Guam Construction Deficiencies and Equipment Purchases					

Project 1 - Repairing of Terminal Booths, Container Yard CMU Wall and Removal and Replacement of Barbwire and Tie Downs
 IFB No. PAG-CIP-019-001 for \$139,449.00 awarded to American Builder LLC

Project 2 - New Container Yard Re-Striping
 IFB No. PAG-CIP-019-002 for \$82,940.00 awarded to Highway Safety Services LLC

Project 3 - Relocation of Utility Feeder Line from Pump House Building to Load Center 5 Secondary Feeder Line
 PO No. 15449-0F for \$10,311 awarded to AB Mer Construction

Project 4 - Acquisition of Loaded Container Handling Equipment (Top Lifters)
 PO No. 15213-0S for \$1,639,976 awarded to Morrico Equipment LLC, anticipated delivery date January 21, 2020

GR882-19-04 - Owner's Agent Engineer Support Services	\$800,000.00	\$0.00	\$800,000.00		MOU and Work Request being processed.
Port Security Grant Program	\$1,948,093.00	\$519,926.20	\$1,428,166.80		
EMW-2016-PU-00523-S01 - Acquisition & Installation of Additional Cameras at Strategic Port Facilities	\$174,849.00	\$0.00	\$174,849.00		No cost extension approved to August 31, 2020. Project will be incorporated with FY 2018 P5GP IJ#2.
EMW-2016-PU-00523-S01 - Upgrade & Refurbishment of Existing Damaged Security Light Poles at Strategic Port Locations	\$475,011.00	\$388,288.06	\$86,722.94		Project completed.
EMW-2017-PU-00177-S01 - Maintenance and Sustainment Contract for Prime Power Generators	\$179,550.00	\$0.00	\$179,550.00	IFB No. GSA-PAG-004-19	Notice of Award to bidders pending renewal of bid security vendor.
EMW-2017-PU-00177-S01 - Refurbishment and Hardening of Load Center Buildings Housing Prime Power Generators	\$384,469.00	\$30,895.85	\$353,573.15	IFB No. PAG-CIP-019-003	Pending legal review of contract to approve as to form.
EMW-2017-PU-00177-S01 - US Coast Guard Multi Agency National Association of State Boating Law Administrators (NASBLA) Training for Port Police	\$56,250.00	\$53,150.00	\$3,100.00		Project completed on August 2018.

Grant Program	Total Award Amount	Total Draw Down	Total Remaining Balance	PROCUREMENT #/RF/ RFP/ PO Number	Status
EMW-2018-PU-00441-S01 - Maintenance and Sustainment Contract for FEMA-acquired AS&E ZBV Backscatter X-Ray Van	\$195,669.00	\$0.00	\$195,669.00		Status Quo.
EMW-2018-PU-00441-S01 - Replacement CCTV System Existing Analog Cameras with Digital IP Cameras	\$160,867.00	\$23,881.37	\$136,985.63		Status Quo.
EMW-2018-PU-00441-S01 - DEN Technology Redundant Interoperable Communications System Monthly Service	\$94,944.00	\$23,710.92	\$71,233.08		Funding released. Project ongoing.
EMW-2019-PU-00295-S01 - Acquisition & Installation of Prime Power Generator & Components for Load Center 3	\$226,484.00	\$0.00	\$226,484.00		EHP review ongoing.
Marinas	\$766,006.60	\$110,357.07	\$655,649.53		
F14AP00191 - Renovation of the Guam Harbor of Refuge Phase 2 - N/E Design, Repairs to Mooring, Acquisition of Pump out System & Shelter/Housing	\$56,484.60	\$14,765.40	\$41,719.20		Grant Amount Adjusted to \$56,484.60 as indicated on MOU. Revised MOU was reviewed by PAG legal counsel. DOAG, PAG, and BBMR concurred with MOU. MOU is now subject to review and approval to form by the AG and the Governor.
F16AP00261 - Harbor of Refuge Moorage Repairs - Phase 3	\$200,000.00	\$11,895.00	\$188,105.00		Grant Amount Adjusted to \$188,105.00 as indicated on MOU. Revised MOU was reviewed by PAG legal counsel. DOAG, PAG, and BBMR concurred with MOU. MOU is now subject to review and approval to form by the AG and the Governor.
F17AP00486 - Harbor of Refuge Moorage Repairs - Phase 4	\$200,000.00	\$13,194.00	\$186,806.00		Grant Amount Adjusted to \$186,806.00 as indicated on MOU. Revised MOU was reviewed by PAG legal counsel. DOAG, PAG, and BBMR concurred with MOU. MOU is now subject to review and approval to form by the AG and the Governor.
F19AP00334 - Harbor of Refuge Moorage Repairs - Phase 5	\$200,000.00	\$10,048.00	\$189,952.00		Grant Amount adjusted to \$189,952.00 for salary, supplies, and indirect costs for Department of Agriculture. DOAG, PAG, and BBMR concurred with MOU. MOU is now subject to review and approval to form by the AG and the Governor.
F16AF00566 - Agat Marina Demolition of Dock B	\$109,522.00	\$60,454.67	\$49,067.33		Project Completed January 24, 2019. All reimbursements received. Close Out submitted to DOAG on September 25, 2019.
Port Police	\$15,000.00	\$7,423.21	\$7,576.79		
Project Number: FT19-03-03PPD - Port Police - Section 402 Highway Safety Funds - Operation Aidal He Hao (Watch Out!)	\$15,000.00	\$7,423.21	\$7,576.79		Travel reimbursement approved by Office of Highway Safety on September 6, 2019. Pending reimbursement. Draw down for initial speed enforcement activities submitted September 9, 2019. Speed enforcement activities concluded September 12, 2019. Final reimbursement request submitted September 25, 2019. Pending fourth quarter and closeout reports.
Bond Funded Projects	\$45,328,800.00	\$0.00	\$45,328,800.00		
New Administration Building	\$10,500,000.00	\$0.00	\$10,500,000.00		Bill to reprogram funds passed by the Legislature on October 4, 2019.
Waterline Replacement and Relocation	\$6,000,000.00	\$0.00	\$6,000,000.00	RFP No. 2019-03	Cost negotiations ongoing.
EQMR Building Repairs and Upgrades	\$3,628,800.00	\$0.00	\$3,628,800.00	RFP No. 2019-03	Cost negotiations ongoing.
Warehouse J Repairs and Upgrades	\$2,000,000.00	\$0.00	\$2,000,000.00	RFP No. 2019-03	Cost negotiations ongoing.
Golf Pier Repairs and Improvements	\$2,000,000.00	\$0.00	\$2,000,000.00	RFP No. 2019-02	Cost negotiations completed and draft contract is completed and is awaiting legal approval.
Rehabilitation of "H" Wharf	\$14,200,000.00	\$0.00	\$14,200,000.00		Finding of No Significant Impact (FONSI) has been approved based on results of Environmental Assessment (EA) on July 19, 2019. Grant Agreement signed by the Port on August 2019. Complete construction design package received from WSP on August 20, 2019. Awaiting NTP from MMRAD.
Other Priority Projects	\$7,000,000.00	\$0.00	\$7,000,000.00		Bill to reprogram funds passed by the Legislature on October 4, 2019.
Grand Total	\$62,602,429.60	\$1,049,702.64	\$61,552,726.96		



PORT OF GUAM
ATURIDATI PUEYTON GUAHAN
Jose D. Leon Guerrero Commercial Port
1026 Cabras Highway, Suite 201, Piti, Guam 96925
Telephone: 671-477-5931/35 Facsimile: 671-477-2689/4445
Website: www.portguam.com



Lourdes A. Leon Guerrero
Governor of Guam
Joshua F. Tenorio
Lieutenant Governor

October 5, 2019

FINANCE-YTD - August 2019

Financial Highlights

Income Statement

Balance Sheet

OT Comparison – Old vs New Operations Schedule

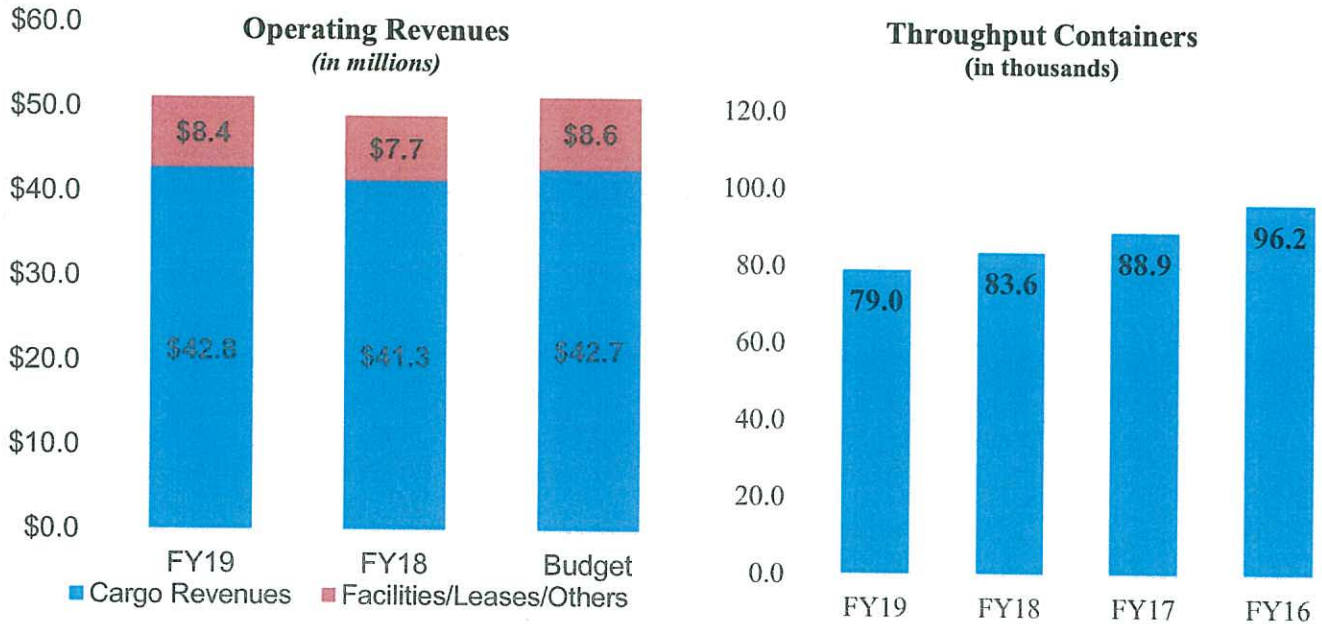
Accounts Receivable Aging Summary Report

Accounts Payable Summary

Budget Lift/Transfer Monthly Activities

Financial Highlights – YTD August FY2019

Operating Performance:



REVENUES AND CARGO THROUGHPUT:

Total Operating Revenues as of August 2019 was \$51.2 million (M), which consist of \$42.8M in cargo revenues and \$8.4M in Facilities, Leases, and Other Services.

FY19 YTD cargo revenues is 4% higher than last year’s total (\$41.3M) and 0.1% higher than Budget (\$42.7M).

FY19 YTD Facilities, Leases, and Other Services is 10% higher than last year’s total (\$7.7 mil) and 3.4% lower than budget (\$8.6M).

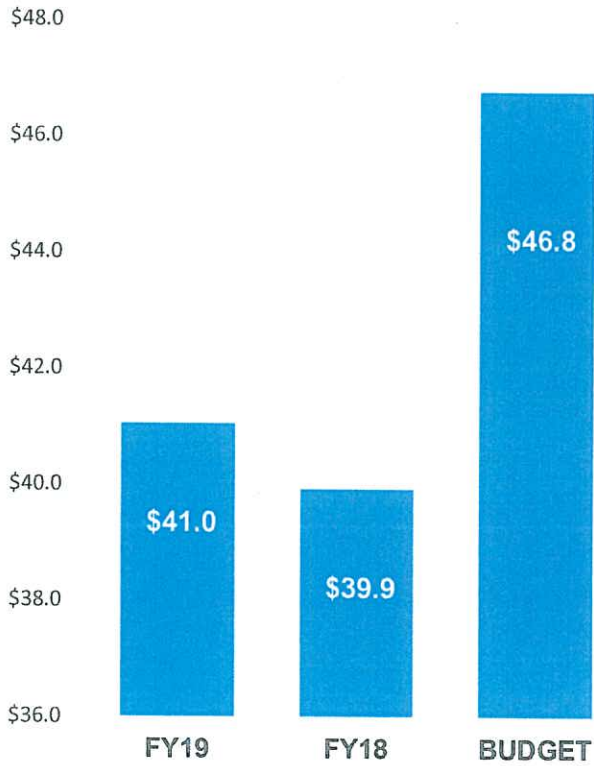
Overall Operating Revenues as of August is 0.3% lower than Budget (\$51.3 mil) and 5% higher than last year’s year to date August (\$49.0 mil).

Total number of containers handled as of August 2019 was 78,951 which is 28% lower compared to last year August 2018 total. **Compared to August of FY16 the number of containers handled decreased by 45%.**

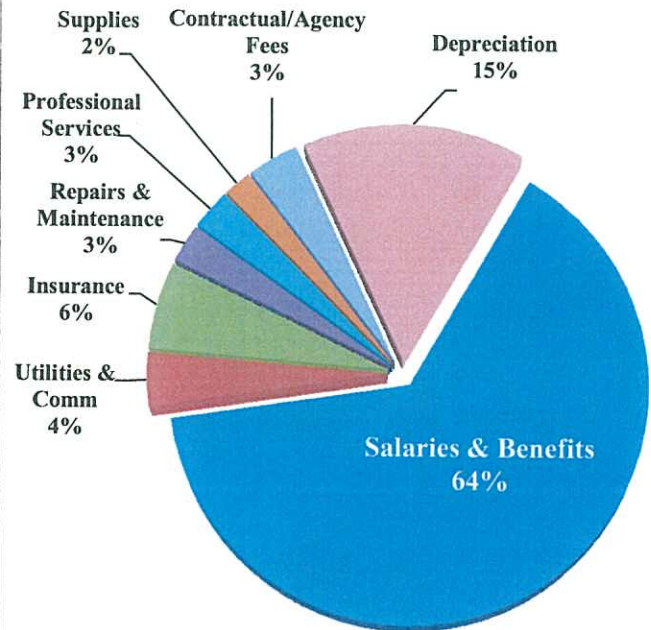
OPERATING EXPENSES:

Total Operating Expenses as of August 2019 was \$41.0 million, which is 12% lower than Budget (\$46.8 mil) and 3% higher than last year's total operating expenses (\$39.9 mil). For the 11 months of FY19, expenses over a million are: Salaries - \$18.7, Benefits & Other Personnel Costs - \$7.7, General Insurance - \$2.5, Utilities - \$1.4 and Depreciation \$6.2.

Total Operating Expenses
(in millions)



Operating Expenses Breakdown



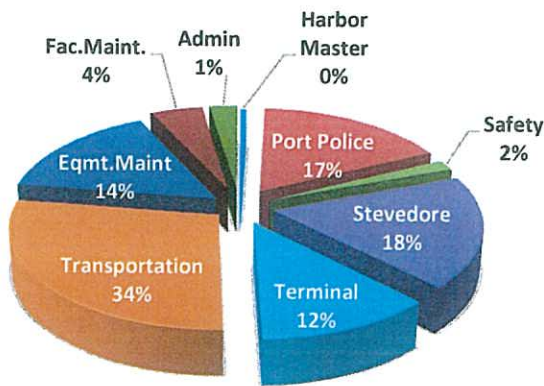
OVERTIME EXPENSE AND DIRECT LABOR REVENUE:

Total Overtime as of August was \$1.8M which is 16% higher than last year August (\$1.5M). Direct Labor Revenue as of August was \$2.9 mil, which is 6% lower than last year and 12% lower than budget. Direct Labor charges are for services performed by the Port outside of the cargo throughput charge, special services and Night/ Overtime and Holiday differentials.

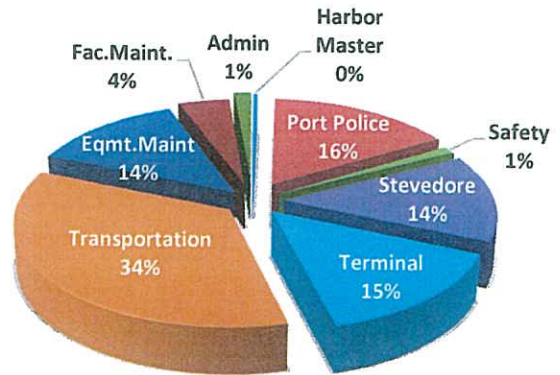
Below is the breakdown of overtime for each division/section for FY19 and FY18 as of August:

Section	FY19	FY18	Budget
Harbor Master	9,538	5,389	6,413
Port Police	300,560	262,296	308,334
Safety	27,791	14,849	19,163
Stevedore-Cargo Handling	314,983	204,323	283,334
-Rigger	7,619	3,858	9,163
Terminal	214,324	221,048	264,000
Transportation-Superintendent	81,785	67,717	84,250
-Crane Operator	107,748	123,162	148,094
-Equipt Operator	276,508	310,674	374,253
-Dispatcher	23,525	21,701	27,500
Maint.-Crane Maint.	112,807	96,874	105,413
-Preventive Maint.	93,747	52,730	85,416
-Fleet Maint.	5,775	649	9,163
-Welders	64,949	59,853	59,169
Facility Maint.-Building	14,636	9,347	13,750
-Janitorial	4,326	4,902	4,587
-Elect./Refr.	63,118	49,618	55,000
Administration	962	291	0
Finance	2,144	14,813	18,337
Human Resources	2,855	953	2,750
Engineering	10,123	527	27,500
Procurement	0	72	2,750
Information Technology	27,659	5,020	32,087
TOTAL	1,767,482	1,530,665	1,940,426

FY19 OT



FY18 OT



Year to date Operating Revenues minus the Year to date Operating Expenses resulted to an Operating Income of \$10.1M as of August 31, 2019.

Non-Operating Revenues and Expenses consist of the following: \$ 2.7M -Retirement contribution for COLA, Supplemental and Medical/Dental/Life Insurance expenses, \$1.7M - Interest Income, \$2.9M – Interest Expense and other expenses. The net total of non-operating expenses and revenues as of August is a negative \$3.4M

The Total Net Income as of August is \$6.8M .

Accounts Receivable Trade (net) as of August 31, 2019 was \$5.9M.

Aging Status is a follows: 78% - Current, 7% - over 30 days, 9% - over 60 days, 1% - over 90 days and 5% - over 120 days.

Accounts Payable Trade as of August 31, 2019 is \$608K which is 66% lower than last year's ending balance of \$1.8 million.

Port Authority of Guam
Income Statement
With Budget Comparison (Unaudited)
11 Months Ending 08/31/19

Current Month	%	Last Year		Budget	%	Chng		Year to Date		Last Year to Date				
		Actual	%					Actual	%	Actual	%	Chng	Budget	%
OPERATING REVENUES														
CARGO THROUGHPUT REVENUES														
1,685,403	37.9%	1,624,118	43.3%	1,610,211	5%	5%	CT-CHASSIS	18,540,895.37	36.2%	17,249,421	35.2%	7.5%	17,712,321	5%
176,337	4.0%	206,757	5.5%	198,376	-11%	-11%	CT-GROUND	2,193,364.99	4.3%	2,098,015	4.3%	4.5%	2,182,136	1%
73,026	1.6%	104,911	2.8%	105,427	-31%	-31%	CT-BREAKBULK	1,600,057.73	3.1%	1,086,619	2.2%	47.3%	1,159,697	38%
1,259	0.0%	2,781	0.1%	1,808	-30%	-30%	CT-UNITIZED	16,190.08	0.0%	19,025	0.0%	-14.9%	19,888	-19%
							CT-TUNA							
12,241	0.3%	61,766	1.6%	46,478	-74%	-74%	CT-RO/RO	547,285.45	1.1%	485,226	1.0%	12.8%	511,258	7%
12,224	0.3%	5,217	0.1%	8,022	52%	52%	CT-STUFFING/DEVAN	138,256.47	0.3%	83,642	0.2%	65.3%	88,242	57%
2,607	0.1%	1,902	0.1%	2,897	-10%	-10%	CT-HEAVY LIFT	75,798.60	0.1%	29,310	0.1%	158.6%	31,867	138%
46	0.0%	1,632	0.0%	148	-69%	-69%	CT-LONGLENGTH	7,882.26	0.0%	2,925	0.0%	169.5%	1,628	384%
16,405	0.4%	9,771	0.3%	12,049	36%	36%	OUT-OF-GAUGE CARGO (OOG)	145,426.00	0.3%	123,377	0.3%	17.9%	132,539	10%
1,979,548	44.5%	2,018,856	53.9%	1,985,416	0%	0%	CARGO THROUGHPUT REVENUES	23,265,157	45.5%	21,177,559	43.3%	9.9%	21,839,576	7%
							OTHER CARGO RELATED REVENUES							
	0.0%		0.0%		0%	0%	LIFT ONLIFT OFF		0.0%		0.0%	0.0%		0%
	0.0%		0.0%		0%	0%	PRESLING		0.0%		0.0%	0.0%		0%
173,571,02	3.9%	238,193	6.4%	264,662	-34%	-34%	EXPORT SCRAP CONTAINER	1,908,270	3.7%	2,787,603	5.7%	-31.5%	2,911,282	-34%
20,423,72	0.5%	26,353	0.7%	26,145	-22%	-22%	TRANSSHIP CONTAINERS	302,271	0.6%	266,401	0.5%	13.5%	287,595	5%
4,967.18	0.0%	166	0.0%	497	-100%	-100%	OVERSTOWED CONTAINERS	3,102	0.0%	4,677	0.0%	-33.7%	5,467	-43%
9,975,80	0.1%	3,165	0.1%	3,915	27%	27%	SHIFTED CONTAINERS	44,852	0.1%	39,507	0.1%	13.5%	43,065	4%
206,495.16	0.2%	11,938	0.3%	11,593	-14%	-14%	REEFER CNTR-PLUG/UNPLUG	120,648	0.2%	123,798	0.3%	-2.5%	127,523	-5%
17,341,86	0.4%	16,086	0.4%	304,027	-32%	-32%	DIRECT LABOR BILLED	2,929,470	5.7%	3,116,989	6.4%	-6.0%	3,344,297	-12%
48,291.18	1.1%	60,482	1.6%	21,319	-19%	-19%	EQUIPMENT RENTAL	246,912	0.5%	219,889	0.4%	12.3%	234,809	5%
442,318.39	9.9%	469,538	12.5%	471,784	-6%	-6%	PORT FEES & DOCKAGE	542,190	1.1%	515,199	1.1%	5.2%	524,458	3%
56,128.82	1.3%	61,461	1.6%	61,813	-9%	-9%	WHARFAGE	5,374,391	10.5%	5,008,631	10.2%	7.3%	5,189,624	4%
17,073	0.4%	18,514	0.5%	19,134	-11%	-11%	FUEL SURCHARGE	641,339	1.3%	658,536	1.3%	-2.6%	679,943	-6%
144,756	3.2%	152,510	4.1%	161,466	-12%	-12%	MARITIME SECURITY FEE	203,566	0.4%	202,065	0.4%	0.7%	210,474	-3%
491,072	11.0%	485,996	13.0%	502,334	-2%	-2%	FACILITY MAINTENANCE FEE	1,718,194	3.4%	1,701,877	3.5%	1.0%	1,776,126	-3%
							CRANE SURCHARGE	5,457,934	10.7%	5,479,345	11.2%	-0.4%	5,525,674	-1%
1,629,414	36.6%	1,756,734	46.9%	1,896,367	-14%	-14%	OTHER CARGO RELATED REVENUES	19,493,138	38.1%	20,124,518	41.1%	-3.1%	20,860,037	-7%
3,608,962	81.1%	3,775,590	100.8%	3,881,783	-7%	-7%	OPERATING REVENUES	42,758,295	83.5%	41,302,077	84.4%	3.5%	42,699,613	0%

Port Authority of Guam
Income Statement
With Budget Comparison (Unaudited)
11 Months Ending 08/31/19

Current Month	%	Last Year	%	Budget	%	Year to Date	%	Last Year to Date	%	Budget	%
1,700,752	38.2%	1,634,204	43.6%	2,167,561	-22%	18,707,315	36.6%	17,233,849	35.2%	21,733,895	-14%
125,340	2.8%	121,803	3.3%	149,776	-16%	1,371,828	2.7%	1,287,755	2.6%	1,453,181	-6%
445,569	10.0%	430,067	11.5%	437,669	2%	4,842,651	9.5%	4,710,705	9.6%	5,359,669	-10%
120,831	2.7%	119,135	3.2%	9,167	1218%	1,458,120	2.8%	1,362,482	2.8%	55,837	2511%
-	0.0%	118	0.0%	6,667	-100%	9,747	0.0%	35,671	0.1%	73,337	-87%
18,562	0.4%	10,924	0.3%	23,200	-20%	135,575	0.3%	128,586	0.3%	255,200	-47%
-	0.0%	-	0.0%	-	-	-	0.0%	-	0.0%	-	-
116,961	2.6%	184,628	4.9%	155,500	-25%	1,370,590	2.7%	1,618,243	3.3%	1,710,500	-20%
197,682	4.4%	194,093	5.2%	225,834	-12%	2,450,668	4.8%	2,291,921	4.7%	2,484,174	-1%
-	0.0%	-	0.0%	-	#DIV/0!	29,000	0.1%	-	0.0%	-	#DIV/0!
26,398	0.6%	458,225	12.2%	81,423	-	463,323	0.9%	742,525	1.5%	895,653	-37.6%
-	0.0%	-	0.0%	-	-	-	0.0%	(44,756)	-0.1%	-	-100.0%
11,826	#REF!	(8,366)	-0.2%	53,250	-78%	121,047	0.2%	185,739	0.4%	435,756	-72%
33,654	0.3%	28,150	0.8%	53,250	-36%	255,616	0.5%	279,666	0.6%	435,756	-41%
23,033	0.8%	71,951	1.9%	53,250	-57%	213,828	0.4%	272,255	0.6%	435,756	-51%
509,769	0.5%	517,709	13.8%	483,334	5%	6,241,843	12.2%	5,710,389	11.7%	5,316,674	17%
366	11.5%	-	0.0%	6,417	-94%	8,421	0.0%	500	0.0%	70,587	-88%
87,712	0.0%	138,018	3.7%	181,988	-52%	785,640	1.5%	1,056,086	2.2%	1,531,267	-49%
23,407	2.0%	10,440	0.3%	(73,262)	-132%	77,774	0.2%	197,523	0.4%	244,121	-68%
-	0.5%	-	0.0%	-	-	-	0.0%	-	0.0%	-	-
70,768	0.0%	61,396	1.6%	(26,346)	-369%	743,429	1.5%	801,035	1.6%	760,206	-2%
53,701	1.6%	115,544	3.1%	190,308	-72%	1,145,371	2.2%	1,771,119	3.6%	2,502,391	-54%
9,585	1.2%	-	0.0%	7,000	37%	9,585	0.0%	49,905	0.1%	77,000	-88%
33,003	0.2%	22,717	0.6%	69,888	-53%	204,868	0.4%	104,966	0.2%	678,768	-70%
-	-	-	-	-	-	-	-	-	-	-	-
(5,095)	0.7%	15,881	0.4%	50,792	-110%	174,332	0.3%	92,500	0.2%	242,209	-28%
-	0.0%	-	0.0%	-	-	-	0.0%	-	0.0%	-	-
84	-0.1%	6	0.0%	-	-	223,562	0.4%	26,739	0.1%	-	-
-	0.0%	-	0.0%	-	-	-	0.0%	-	0.0%	-	0%
3,604,107	0.0%	4,126,643	110.1%	4,306,666	-100%	41,044,130	80.2%	39,915,383	81.5%	46,751,937	-12%

(1)

INDIRECT COSTS
General & Administrative Expenses

Port Authority of Guam
Income Statement
With Budget Comparison (Unaudited)
11 Months Ending 08/31/19

	Current Month		Last Year		Budget			Year to Date		Last Year to Date		
	Actual	%	Actual	%	Budget	% Chng		Actual	%	Actual	%	Budget
OPERATING INCOME (LOSS)	843,698	81.0%	(379,181)	-10.1%	359,771	902%	10,135,156	19.8%	9,041,772	18.5%	4,578,870	121%
OTHER INCOME (EXPENSE)												
Other Income & Expense		0.0%		0.0%		0%		0.0%		0.0%		-
Other Income		0.0%		0.0%		0%		0.0%		0.0%		-
Interest Income		0.0%		0.0%		0%		0.0%		0.0%		-
Interest Income		0.0%		0.0%		0%		0.0%		0.0%		-
Interest Income		0.0%		0.0%		0%		0.0%		0.0%		-
Interest Income	149,295	3.4%	109,787	2.9%	5,500	2614%	1,743,089	3.4%	63,451	0.1%	60,500	2781%
Interest Expense	(266,319)	-6.0%	(1,265)	0.0%	(36,663)	626%	(2,931,252)	-5.7%	(844,189)	-1.7%	(403,293)	627%
Other Expense	220	0.0%	(1,265)	0.0%	(1,917)	-111%	34,308	0.1%	(7,106)	0.0%	(21,087)	-263%
Claims Settlement		0.0%		0.0%		0%	(39,978)	-0.1%		0.0%		0%
Retirement Govt Contribution	(244,537)	-5.5%	(255,587)	-6.8%	(259,429)	-6%	(2,686,559)	-5.2%	(2,791,954)	-5.7%	(2,853,719)	-6%
Federal Reimbursement	5,054	0.1%	46,610	1.2%	533,317	0%	792,502	1.5%	425,376	0.9%	3,066,254	0%
Federal Expenses	(85,039)	-1.9%	(62,249)	-1.7%	(52,106)	63%	(247,669)	-0.5%	(256,563)	-0.5%	(573,166)	-57%
Gain <Loss> on Asset Disposals	(475)	0.0%	(2,281)	-0.1%	(4,167)	-89%	(39,927)	-0.1%	(15,468)	0.0%	(45,837)	-13%
Other Income & Expense	(441,801)	-9.9%	(164,985)	-4.4%	184,535	-339%	(3,375,486)	-6.6%	(3,426,453)	-7.0%	(770,348)	338%
OTHER INCOME (EXPENSE)	(441,801)	-9.9%	(164,985)	-4.4%	184,535	-339%	(3,375,486)	-6.6%	(3,426,453)	-7.0%	(770,348)	338%
NET INCOME (LOSS)	401,897	9.0%	(544,166)	-14.5%	544,306	-26%	6,759,670	13.2%	5,615,318	11.5%	3,808,522	77%

	Amount Current	Last Month End	Amount Last Year End	Change This Month	Change This Year
Total Assets					
Current Assets					
Cash on Hand	2,000.00	2,000.00	2,000.00		
Petty Cash Fund	100.00	100.00	100.00		
Cashier Change Fund					
Cash on Hand	2,100.00	2,100.00	2,100.00		
Incentive Award Fund					
First Hawaiian Bank-Incentive					
Incentive Award Fund					
Cash in Bank					
First Hawaiian Bank	61,487,939.95	65,321,025.55	61,151,016.86	3,833,085.60-	336,923.09
Bank of Hawaii	984,812.49	1,536,169.53	2,738,546.41	551,357.04-	1,753,733.92-
Citizen Security Bank	62,472,752.44	66,857,195.08	63,889,563.27	4,384,442.64-	1,416,810.83-
Cash in Bank					
Cash in Bank-Trust	17,663,412.09	16,951,521.34	8,748,966.83	711,890.75	8,914,445.26
Trust-Current Unrestricted	3,213,988.47	2,934,363.30	5,408,157.22	265,625.17	2,188,168.75-
BOG-Current Restricted	20,883,400.56	19,905,884.64	14,157,124.05	977,515.92	6,726,276.51
Cash in Bank-Trust					
Short Term Investments					
Bank of Guam	3,478,961.05	2,237,314.02	9,468,779.00	1,241,647.03	5,989,817.95-
Citizen's Security Bank					
First Hawaiian Bank					
BankPacific					
Citibank					
Bank of Hawaii					
Oceanic Bank					
Gov Guam Employees Fed CU					
Short Term Investments					
Account Receivable-Trade (Net)	3,478,961.05	2,237,314.02	9,468,779.00	1,241,647.03	5,989,817.95-
Accounts Receivable-Trade	5,890,211.40	6,350,063.26	5,089,858.97	459,851.86-	800,352.43
Allowance for Uncollectible Acct.	228,209.98-	228,209.98-	228,468.83-		800,258.85
A/R-Clearing Account					
Account Receivable-Trade (Net)	5,662,001.42	6,121,853.28	4,861,390.14	459,851.86-	800,611.28
Accounts Receivable-Other					
Accounts Receivable-DOA					
Accounts Receivable-Employee	215.83	215.83	1,943.84		1,628.01-
Accounts Receivable-FEMA Reimb					
Accounts Receivable-GEDA/Casam	529,026.61	529,026.61	655,129.39		126,102.78-
Accounts Receivable-Other					
Accounts Receivable-Ins Procee					

	Amount Current	Last Month End	Amount Last Year End	Change This Month	Change This Year
Accounts Receivable-Other	529,242.44	529,242.44	656,973.23		127,730.79
Marina Receivables	12,165.12	10,415.32	9,218.12	1,749.90	2,947.00
Accounts Receivable-Agat Marina	2,509.93	1,818.87	2,046.50	625.06	1,236.76
Accounts Receivable-GBP Marina	2,750.00	1,800.00	2,046.50	950.00	1,236.50
Accounts Receivable-Harbor of					
Marina Receivables	15,425.05	13,034.09	14,034.29	2,390.96	1,390.76
Interest Receivables					
Bank of Guam					
Bank of Hawaii					
Bank Pacific					
CitiBank					
Citizens Security Bank					
First Hawaiian Bank					
First Hawaiian Bank					
First Hawaiian Bank					
Oceanic Bank					
Other					
Interest Receivables					
Prepaid Expenses	11,250.00	364,363.57	58,055.50	11,250.00	11,250.00
Prepaid Exp.-Bond	166,681.78	251,853.53	58,055.50	137,681.78	166,681.78
Prepaid Insurance	147,357.70	616,217.10	58,055.50	104,495.83	89,302.20
Prepaid Expenses	325,289.48	616,217.10	58,055.50	290,927.62	267,233.98
Deferred Expenses					
Deferred Geda Addendum I/Lease					
Credit Note Reimbursement					
Deferred Expenses					
Current Assets	93,369,172.44	96,282,840.65	93,108,019.48	2,913,668.21	261,152.96
Non Current Assets					
Long Term Receivable	2,258,190.48	2,258,190.48	2,258,190.48		
Long Term Receivable-DOA	1,490,449.90	1,490,449.90	1,490,449.90		
Long Term Receivable-Geda	3,748,640.38	3,748,640.38	3,748,640.38		
Allow for Uncollectible LT A/R					
Long Term Receivable	2,258,190.48	2,258,190.48	2,258,190.48		
Revenue Bond Reserves	4,132,803.67	4,132,131.75	3,518,079.07	60,671.92	674,724.60
Reserve w/Trustee-Restricted	15,890,711.67	15,890,711.67	15,890,711.67		
Reserve w/Trustee-Restricted	20,083,515.34	20,022,843.42	19,408,790.74	60,671.92	674,724.60
Revenue Bond Reserves	4,132,803.67	4,132,131.75	3,518,079.07	60,671.92	674,724.60
Cash Reserves	3,653,658.46			3,653,658.46	3,653,658.46
Crane Reserve w/Trustee-Unres.	3,653,658.46			3,653,658.46	3,653,658.46
Cash Reserves	3,653,658.46			3,653,658.46	3,653,658.46

	Amount Current	Amount Last Month End	Amount Last Year End	Change This Month	Change This Year
Inventory-A/C	8,590.00	8,590.00	8,590.00		
Gas, Oil and Diesel Inventory	61,187.84	61,187.84	101,434.12	552.12-	39,646.48-
Inventory-Parts	99,107.88	99,107.88	99,959.91	910.13-	47.97
Supplies Inventory	452,722.96	452,722.96	512,276.66	910.13-	16,524.40-
Contingency Inventory Adj.	87,724.09	87,724.09	1,721.09	3,850.51	3,850.51
Allowance for Obsolescence	87,698.53	87,542.04	87,549.04		
Inventory For Survey					
Inventory	580,870.92	578,482.66	633,143.32	2,388.26	52,272.40-
Work In Progress					
Const Work in Progr-Local	286,183.74	275,419.62	67,360.29	10,764.12	218,822.45
Const Work in Progr-Federal	3,300,736.12	3,292,327.37	2,663,760.64	117,406.72	447,97
Const Work in Progr-FMP	443,454.43	3,325,766.96	172,084.05	117,667.45	211,370.38
Const Work in Progr-BOND					
Work In Progress	4,039,374.29	3,893,533.97	2,903,204.98	145,840.32	1,136,169.31
Non Current Assets	28,357,419.01	24,494,860.05	22,945,139.04	3,862,558.96	5,412,279.97
Property, Plant & Equipment					
Land-Cabras	3,563,000.00	3,563,000.00	3,563,000.00		
Land	3,563,000.00	3,563,000.00	3,563,000.00		
Buildings-Original	15,732,648.10	15,732,648.10	15,732,648.10		
Buildings-Substati	128,681,703.22	128,681,703.22	125,548,911.67		3,132,791.55
Buildings-Wharf Impr					
Canopy Structures	144,414,351.32	144,414,351.32	141,281,559.77		3,132,791.55
Buildings	308,828,402.54	308,828,402.54	302,564,109.47		6,264,293.07
Accumulated Depreciation-Build	15,250,355.84-	15,248,370.99-	15,228,522.49-	1,984.85-	21,833.35-
AccDeprec-Buildings-Original	36,505,755.19-	36,211,251.55-	33,320,334.63-	294,503.64-	3,185,420.56-
AccDeprec-Buildings-Sub Sheltr					
AccDeprec-Buildings-Wharf Impr					
AccDeprec-Canopy Structures	51,756,111.03-	51,459,622.54-	48,548,857.12-	296,488.49-	3,207,253.91-
Accumulated Depreciation-Build					
Furnishings & Equipment					
Air TOOLS					
Communications Equip	532,830.08	532,830.08	528,231.08	6,860.00	4,599.00
Computer Equip	6,107,786.34	6,100,926.34	6,075,435.32	10,216.04	32,351.02
Crane Equip	15,926,684.91	15,926,684.91	15,964,110.56		37,425.65-
Furnishings & Office Equip	1,202,577.20	1,192,361.16	1,149,873.30		52,703.90
Forklift Equip	1,821,145.00	1,821,145.00	1,821,145.00		
Generator 3 Relocation Cost					
Generator Sets	1,229,056.25	1,229,056.25	1,229,056.25		
Hand Tools	14,852.85	14,852.85	14,852.85		
Load & Unload Equip	2,852.00	2,852.00	2,852.00		

	Amount Current	Amount Last Month End	Amount Last Year End	Change This Month	Change This Year
Mowing Equip	6,999.00	6,999.00	6,999.00	748.90	8,071.94
Other Equip	2,012,729.00	2,012,729.00	1,836,395.83	39,528.61	328,244.09
Power Tools	28,424.62	28,424.62	28,424.62	528.90	1,074,524.28
Safety Equip	343,140.75	343,140.75	349,103.87	9,111.28	176,524.64
Shop Equip	2,970,210.97	2,970,210.97	2,970,216.97	5.00	100,224.08
Tractors	2,133,205.69	2,133,205.69	1,986,984.87	146,220.82	146,217.82
Vehicles & Motor Equip	34,372,123.16	34,355,047.12	33,999,111.41	17,076.04	373,011.75
Furnishings & Equipment					
Accumulated Depreciation-Furni					
AccDeprec-Air Tools	503,673.40	502,924.50	495,601.46	748.90	8,071.94
AccDeprec-Communications Eqt.	1,912,181.89	1,872,631.38	1,513,937.80	39,528.61	328,244.09
AccDeprec-Computer Equip	8,063,181.89	7,974,565.83	7,009,140.95	92,528.90	1,074,524.28
AccDeprec-Crane Equip	759,948.46	753,007.30	630,099.82	9,111.28	100,224.08
AccDeprec-Furnishings & Office	970,738.66	961,627.38	870,514.58	9,111.28	100,224.08
AccDeprec-Forklift Equip					
AccAmort-Gantry 3 Relocation C					
AccDeprec-Generator Sets	365,144.54	358,336.46	290,055.66	6,828.08	75,108.89
AccDeprec-Hand Tools	11,640.46	11,549.83	10,643.53	90.63	596.93
AccDeprec-Load & Unload Equip	11,998.34	11,998.34	11,998.34	23.77	261.47
AccDeprec-Mowing Equip	6,440.30	6,299.10	5,132.60	23.77	383.11
AccDeprec-Power Equip	1,214,450.30	1,200,122.59	1,204,413.75	14,037.71	1,746.55
AccDeprec-Safety Equip	13,707.18	13,486.32	11,027.92	290.84	2,749.24
AccDeprec-Shop Equip	201,423.11	202,119.33	198,790.40	469.38	5,163.18
AccDeprec-Tractors	1,892,613.86	1,835,741.32	1,414,234.02	22,151.85	5,432.93
AccDeprec-Vehicles & Motor Equ	17,388,902.51	17,181,376.63	14,593,606.29	207,525.88	762,940.53
Accumulated Depreciation-Furni					
Capital Leases					
Capital Leases					
Capital Leases					
Accumulated Amortization-Capit					
AccAmort-Capital Leases					
Accumulated Amortization-Capit					
Deferred Long Term Asset Cost					
Def. Cost-2018 Bond COI					
Deferred Long Term Asset Cost					
Deferred Long Term Asset Cost					
Pension-Deferred Outflows Res	6,089,779.00	6,089,779.00	6,089,779.00		
Pension-Deferred Outflow Res	8,188,307.00	8,188,307.00	8,188,307.00		
Pension-Deferred Outflow OPEB	14,278,086.00	14,278,086.00	14,278,086.00		
Pension-Deferred Outflows Res	127,482,546.94	127,969,485.27	129,979,293.77	486,938.33	2,496,746.83
Property, Plant & Equipment	249,209,138.39	248,747,185.97	246,032,452.29	461,952.42	3,176,686.10
Total Assets					

	Amount Current	Last Month End	Amount Last Year End	Change This Month	Change This Year
Total Liabilities & Capital					
Current Liabilities					
Accounts Payable					
Accounts Payable Custom					
Accounts Payable GSA	46,936.33	1,013,455.35	374,284.52	405,227.56-	1,327,348.19-
Accounts Payable Others	608,227.79	1,143.59	1,788,892.50		1,180,664.71-
Accounts Payable Trade	1,143.59				1,143.59-
Received Not Vouchered					
Accounts Payable	654,020.53	1,059,248.09	2,163,177.02	405,227.56-	1,509,156.49-
Current Loan/Bond Payable					
Current ANZ (USDA) Loan Payabl					
CU ANZ (USDA) 12M Loan Payabl	1,322,380.00	1,320,000.00	1,320,000.00	2,380.00	3,178.71-
CU BOG 10M SIF Loan Payable					
CU BOG 2M USDA Direct Loan					
CU Bond Payable					
Current Loan/Bond Payable	1,322,380.00	1,320,000.00	1,320,000.00	2,380.00	3,178.71-
Due to Public Utilities					
Due to GPA					
Due to GTA					
Due to GWA	1,322,380.00	1,320,000.00	1,320,000.00	2,380.00	2,380.00
Due to Public Utilities					
Accrued Interest Payable					
Accrued Interest Payable	562,064.10	281,032.06	811,840.80	281,032.04	249,776.70-
Accrued Bond Interest Payable					
Accrued Interest Payable	562,064.10	281,032.06	811,840.80	281,032.04	249,776.70-
Deferred Revenues					
Deferred Revenues - DOD Moderniz					
Deferred Revenues - GEDA	61,769.01-	61,769.01-	61,769.01-		131,460.17-
Deferred Revenues - Leases	105,718.75	105,718.75	237,178.92		11,480.91-
Deferred Revenues - Marinas			90,550.53		90,550.53-
Deferred Revenues	167,487.76	167,487.76	359,508.46		501,501.61-
Deferred Revenues	43,949.74	43,949.74	276,547.35		232,597.61-
Accrued Expenses					
Accrued Payroll	857,664.71	665,270.38	809,757.71	192,394.33	47,907.00
Accrued Vacation Pay-Current	1,416,703.59	1,464,407.38	1,267,947.10	47,703.79-	148,756.49
Accrued Earfhquake Cost					
Accrued Cola/Supplemental					
Accrued Typhoon Cost					
Accrued Medicare Tax					
Accrued Federal Grant					
Accrued Insurance Payables	20,297.66	20,297.66	15,886.42	53,628.50	4,401.24
Employee Deductions Payable	322,237.91	268,603.41	318,280.16		3,957.75

	Amount Current	Last Month End	Last Year End	Change This Month	Change This Year
Withholding Tax Payable					
Credit Union					
Accrued Miscellaneous Deductio					
Accrued Death & Disability Ins					
Retirement Contributions					
Deferred Compensation Plan Pay					
Deferred Supplemental Plan					
Accrued Expenses	2,616,903.87	2,418,584.83	2,411,881.39	198,319.04	205,022.48
Security Deposits					
Security Deposits - Space Leas	85,831.20	85,831.20	84,565.82	645.00	1,265.38
Security Deposits - Marinas	33,350.32	32,705.32	32,427.82	645.00	928.50
Security Deposits	119,181.52	118,536.52	116,987.64	645.00	2,193.88
Capital Lease Obligations- Cur					
Capital Lease Obligations-Curren					
Other Current Liabilities					
Reserve Shortage/Property Dama					
Lease Payable - GEDA					
Other Current Liabilities					
Current Liabilities	5,318,499.76	5,241,351.24	7,100,434.20	77,148.52	1,781,934.44
Non Current Liabilities					
Long Term Accrued Expenses					
Unfunded Retirement Contributi	54,652,898.00	54,786,898.00	54,652,898.00		316,823.87
Other Post Empl Benefit Liabil	84,786,658.39	84,452,540.11	84,686,828.39		
Accrued Vacation Pay-Long Term	552,540.11	583,730.72	582,740.11		
Accrued Sick Leave (DC)-Long Term	993,730.72	297,417.67	613,241.54		
Contingent Liability	297,417.67	297,417.67	613,241.54		
Long Term Accrued Expenses	141,283,244.89	141,283,244.89	141,600,068.76		316,823.87
Pension-Deferred Inflow of Res					
Pension-Deferred Inflow of Res	2,787,692.00	2,787,692.00	2,787,692.00		
Pension-Deferred Inflow OPEB	7,265,551.18	7,265,551.18	7,265,551.18		
Pension-Deferred Inflow of Res	10,053,243.18	10,053,243.18	10,053,243.18		
Capital Lease Obligations					
Capital Lease Obligations					
Long Term Loan Payables					
LT-ANZ (USDA) Loan Payable 3.5					
LT-ANZ (USDA) Loan Payable 1.2M					
LT-BOG \$1M Loan Payable 10M					
LT-BOG \$2M USDA Direct Loan					

	Amount Current	Last Month End	Last Year End	Change This Month	Change This Year
Long Term Loan Payables					
Long Term Bond Payables					
LT-2018 BOND Payable	68,802,620.00	68,805,000.00	70,125,000.00	2,380.00-	1,322,380.00-
LT-2018 BOND Cost of Issuance	5,090,768.96	5,105,482.17	5,252,614.23	14,713.21-	161,845.27-
LT-2018 BOND Premium	73,893,388.96	73,910,482.17	75,377,614.23	17,093.21-	1,484,225.27-
Long Term Bond Payables	225,229,877.03	225,246,970.24	227,030,926.17	17,093.21-	1,801,049.14-
Non Current Liabilities					
Capital Contributions & Equity					
Contributions-Local Government	3,563,000.00	3,563,000.00	3,563,000.00		
Contributions-Pend. Certify & Equip	483,688.19	483,688.19	483,688.19		
Contributions-General Fund	13,413,670.45	13,413,670.45	13,413,670.45		
Contributions-GEPA	109,000.00	109,000.00	109,000.00		
Contributions-PA (Portion of	7,000.00	7,000.00	7,000.00		
Contributions-Local Government	17,567,358.64	17,567,358.64	17,567,358.64		
Contributions-Federal Government					
Contributions-U.S. Govt. Rehab	10,321,126.26	10,321,126.26	10,321,126.26		
Contributions-Economic Develop	1,492,676.57	1,492,676.57	1,492,676.57		
Contributions-U.S. Department	6,508,875.60	6,508,875.60	6,508,875.60		
Contributions-U.S. Govt-Fema	53,763.30	53,763.30	53,763.30		
Contributions-Federal Governme	18,376,441.73	18,376,441.73	18,376,441.73		
Accumulated Earnings					
Accumulated Earnings (Deficit)	112,787,921.51-	112,787,921.51-	112,787,921.51-		
Accumulated Earnings (Deficit)	88,745,208.06	88,745,208.06	88,745,208.06		
Accumulated Earnings	24,042,713.45-	24,042,713.45-	24,042,713.45-		
Net Earnings (Loss)	6,759,674.68	6,357,777.57	5.00	401,897.11	6,759,669.68
Capital Contributions & Equity	18,660,761.60	18,258,864.49	11,901,091.92	401,897.11	6,759,669.68
Total Liabilities & Capital	249,209,138.39	248,747,185.97	246,032,452.29	461,952.42	3,176,686.10

PORT AUTHORITY OF GUAM
OVERTIME COMPARISON BETWEEN OLD AND NEW SCHEDULE
Operations and Maintenance Departments

Department	I. Ave OT YTD May 19 vs July 19				II. FY19 Ave.Old vs Ave.New Schedule			
	Ave OT Oct'18 - May'19	Aug-19	\$ Variance	% Variance	Ave OT Oct'18 - May'19	Ave OT Jun - Aug'19	\$ Variance	% Variance
Stevedorling								
Cargo Handling	30,741	25,951	-4,789	-15.6%	30,741	23,020	-7,721	-25.1%
Rigging	776	633	-143	-18.4%	776	470	-306	-39.5%
Terminal	21,068	15,790	-5,278	-25.1%	21,068	15,260	-5,808	-27.6%
Transportation			0			0		
Superintendent	6,851	10,931	4,079	59.5%	6,851	8,991	2,140	31.2%
Crane Operators	10,265	8,191	-2,074	-20.2%	10,265	8,543	-1,722	-16.8%
Equipment Operators	25,558	24,473	-1,085	-4.2%	25,558	24,015	-1,543	-6.0%
Dispatcher	1,959	3,540	1,582	80.7%	1,959	2,618	659	33.6%
Maintenance			0			0		
Crane Maintenance	10,528	7,749	-2,779	-26.4%	10,528	9,059	-1,469	-14.0%
Facility Maintenance			0			0		
Electrical/Refrigeration	5,134	6,733	1,599	31.2%	5,134	7,350	2,217	43.2%
	112,879	103,991	-8,888	-7.9%	112,879	99,326	-13,553	-12.0%

- * In FY 2019, Operations were implementing the Old Gang Schedule from Oct. 2018 to May 2019 at 10 hours for day and night shift.
- * Starting June 2019, the Port Operations implemented the new schedule of 8 hours for employees in the day shift and night shift.
- * This table is a comparison between the average overtime from Oct. 2018 to May 2019 versus the overtime in August 2019.
- * The second comparison is between the average overtime from Oct. 2018 to May 2019 versus the average overtime from June to August 2019.

PORT AUTHORITY OF GUAM

AGING AS OF 08/31/2019

Number	Name	Open	Current	31 - 60	61 - 90	91 - 120	Over 120	Amount	Date	Remarks
15388	Guam Industrial Serv. Inc.	\$ 267,359.23	\$ 5,030.28	\$ 14,194.01	\$ 14,275.14	\$ 14,194.01	\$ 219,665.79	\$ 23,520.00	9/26/2018	WITH LEGAL Management currently working on settlement. No update
7384	Marianas Steamship Agency	\$ 650,894.74	\$ 503,851.06	\$ 108,714.60			\$ 38,529.08	\$ 143,355.89	10/1/2019	Invoice #78364 remains in dispute with Guam Industrial/ Guam Shipyard
7106	Shell Guam, Inc.	\$ 21,450.00		\$ 1,950.00	\$ 1,950.00	\$ 1,950.00	\$ 15,600.00	\$ 1,950.00	11/4/2011	Legal, lease assignment
11776	Customs and Quarantine Age	\$ 12,643.84	\$ 32.00	\$ 481.28			\$ 12,130.56	\$ 481.28	10/3/2019	Govt claim was filed on 06/11/2019. Currently working with Customs to get payments processed.
9620	Alupang Beach Club	\$ 6,414.70	\$ 74.56	\$ 49.56	\$ 24.78	\$ 75.00	\$ 6,190.80	\$ 287.51	9/27/2019	Awaiting update from Ryan & Glenn from Commercial. PAG has not received re-dispute letter from Alupang.
11794	Guam Shipyard	\$ 3,478.94	\$ 6.38	\$ 24.78	\$ 74.34	\$ 173.46	\$ 3,199.98	\$ 576.46	10/1/2019	WITH LEGAL Management currently working on settlement. No update
14482	Quinata, John M.	\$ 2,900.00	\$ 260.00		\$ 220.00	\$ 220.00	\$ 2,200.00	\$ 260.00	9/6/2019	Customer made agreement to pay \$260.00 every two weeks. Made payment 09/05/2019, failed to make next payment. Small claims to be filed 10/04/2019.
15708	HMR Guam Inc.	\$ 1,227.24					\$ 1,227.24			Small Claims to be filed 10/04/2019
13202	Department of Administrati	\$ 4,368.83	\$ 469.77		\$ 3,315.86		\$ 583.20	\$ 4,645.40	11/16/2018	09/27/19 As per Armyilm Lujan (DOA- Fixed Assets & Surplus) payment has already been processed and will be received within a week or two.
9814	Fentress, Michael D.	\$ 735.98		\$ 225.00			\$ 510.98	\$ 300.00	9/26/2019	Ms. Fentress will be making a \$200.00 payment this month. Slip is no longer being utilized. Customer just clearing balance owed to PAG.
14963	Castro, Jesse AR	\$ 2,342.50	\$ 595.00	\$ 125.00	\$ 595.00	\$ 595.00	\$ 432.50	\$ 300.00	9/30/2019	Mr. Castro makes a payment of \$300.00 every two weeks to try and clear past due balance.
15857	Sub, Jimmy P.	\$ 1,087.50	\$ 212.50		\$ 237.50	\$ 212.50	\$ 425.00	\$ 212.50	5/24/2019	Final Notice will be sent out
15699	Shut Up and Fish Guam	\$ 587.49	\$ (12.50)	\$ 19.51	\$ 87.50	\$ 87.50	\$ 405.48	\$ 486.62	9/30/2019	Past Due balance has been cleared.
15663	Okeanos Marianas	\$ 250.00					\$ 250.00			Recommendation for Write Off.
15704	Halmi, Anthony Villagomez	\$ 550.00	\$ 137.50		\$ 137.50	\$ 137.50	\$ 137.50	\$ 137.50	3/15/2019	Customer was due a credit, and account has been cleared due to termination
12518	Balajadia, Robert M.	\$ 74.34					\$ 74.34	\$ 267.54	9/16/2019	2nd Notice will be sent out
13121	Tidewater Distributors Inc	\$ 307.88	\$ 297.36				\$ 10.52	\$ 5,512.37	9/6/2019	Steve said he will pay interest charge of \$10.52 when he submits payment for October Lease
7587	American President Lines, L	\$ 2,070,082.04	\$ 2,350,839.70	\$ 232,017.93	\$ 466,550.86	\$ 20,673.55		\$ 2,697.98	10/2/2019	\$56,457.51 of past due is interest charges, all other past due charges have been cleared.
7376	Matson Navigation Inc.	\$ 1,890,291.64	\$ 844,096.83	\$ 18,118.46	\$ 25,223.29	\$ 2,853.06		\$ 814,931.20	9/30/2019	\$36,208.45 of past due is interest charges.
14431	Quinata, Carlos DBA:Herita	\$ 1,911.97	\$ 702.06	\$ 534.78	\$ 337.28	\$ 337.85		\$ 777.87	5/30/2019	Final Notice for Termination was submitted Carlos will be in on 10/07/2019 to clear past due balance of \$2199.69
13844	Hagen, William	\$ 220.00				\$ 220.00		\$ 220.00	10/1/2019	Past Due balance has been cleared.
10778	Real World Diving	\$ 1,574.53	\$ 164.56	\$ 536.34	\$ 758.63	\$ 115.00		\$ 2,061.31	9/17/2019	Past Due balance has been cleared.
15651	Barcellona, Roland/Garylin	\$ 392.50	\$ 162.50		\$ 137.50	\$ 92.50		\$ 250.00	8/7/2019	2nd Notice will be sent out
15370	J524 Inc./Layla Dolphin Cr	\$ 50.00				\$ 50.00		\$ 830.00	10/1/2019	\$50.00 is for interest Charges, customer currently disputing charges.
15503	Y&Y LLC DBA: Sunny Divers	\$ (230.00)	\$ (280.00)			\$ 50.00		\$ 840.00	3/1/2019	\$50.00 is for interest Charges, customer currently off-island will make payment as soon as he gets back.
14161	Isla Trucking	\$ 817.16	\$ 11.98	\$ 588.00	\$ 201.81	\$ 15.37		\$ 98.34	9/27/2019	Past Due balance has been cleared.
11762	Aqua World, Inc.	\$ 34.61	\$ 11.98		\$ 11.98	\$ 10.65		\$ 34.61	9/27/2019	Past Due balance has been cleared.

Number	Name	Open	Current	31 - 60	61 - 90	91 - 120	Over 120	Amount	Date	Remarks
13044	Smithbridge Guam, Inc.	\$ 26,338.30	\$ 1,248.96	\$ 12,525.16	\$ 12,564.18			\$ 25,482.27	9/13/2019	Final Notice will be sent out
14283	Brand, Inc.	\$ 2,250.49		\$ 1,139.49	\$ 1,111.00			\$ 1,111.00	9/30/2019	Final Notice will be sent out
14778	IP&E Holding LLC	\$ (618,744.45)	\$ (620,489.39)	\$ 686.11	\$ 1,058.83			\$ 600.95	9/26/2019	Customer did not receive invoice for \$1058.83, invoice sent payment will be processed.
7300	Consolidated Transportatio	\$ 805,867.74	\$ 803,015.29	\$ 2,065.73	\$ 786.72			\$ 4,362.46	10/2/2019	Past Due balance has been cleared.
13476	Isla Maritime Agency	\$ 1,685.26	\$ 1,263.74		\$ 421.52			\$ 421.52	10/1/2019	Past Due balance has been cleared.
15475	Tropical Island Marine Spo	\$ 1,942.19	\$ 481.92	\$ 1,114.26	\$ 346.01			\$ 4,093.79	9/30/2019	Past Due balance has been cleared.
14537	Fredrick, Bruce & Dianne	\$ 465.00	\$ 220.00		\$ 245.00			\$ 565.00	6/14/2019	Diane sending a check in the mail for \$975.00 to include Oct Slip Fee and late fees
14534	Marlin, Dwight	\$ 350.00	\$ 150.00		\$ 200.00			\$ 450.00	6/25/2019	Dwight will clear past due balance no later than 10/11/19
13604	Lewis, Erik C.	\$ 550.00	\$ 275.00	\$ 125.00	\$ 150.00			\$ 500.00	8/21/2019	Notice for Termination Due
15774	Quinata, Jose M.	\$ 300.00	\$ 137.50	\$ 25.00	\$ 137.50			\$ 325.00	6/28/2019	Customer will be in 10/04/2019 to pay \$650.00 including Oct Slip Fee and late fee
15900	Schembari, Paul	\$ 412.50	\$ 137.50	\$ 137.50	\$ 137.50			\$ 412.50	9/30/2019	Past Due balance has been cleared.
15088	Shida, Paul H.	\$ 140.00	\$ 70.00		\$ 70.00			\$ 280.00	9/18/2019	Past Due balance has been cleared.
15798	Edson, Roger	\$ 124.22		\$ 84.67	\$ 39.55			\$ 42.34	7/31/2019	Past Due balance has been cleared.
14368	SubCom, LLC	\$ 15,426.63	\$ 1,447.33	\$ 13,942.64	\$ 36.66			\$ 1,417.17	9/26/2019	Customer requested Additional Copy of Invoice, Invoice sent, payment being processed.
13653	Yu, Niko K.	\$ (135.00)	\$ (160.00)		\$ 25.00			\$ 27.51	8/14/2019	\$25.00 Interest Invoice
15235	Oil Spill Response Operati	\$ (52.71)	\$ (67.96)		\$ 15.25			\$ 3,879.25	10/2/2019	Past Due balance has been cleared.
7341	Amblyth Shipping & Trading	\$ 376,903.69	\$ 370,158.76	\$ 6,744.93				\$ 23,069.24	10/1/2019	Past due balance has been cleared
8483	Scuba Company	\$ 9,649.68	\$ 5,637.16	\$ 4,012.52				\$ 5,581.20	10/1/2019	Past due balance has been cleared
15907	Lina Marine Solution, LLC	\$ 2,487.70	\$ 446.88	\$ 2,040.82					10/1/2019	Notice will be processed and mailed out
14364	P.S.V. Corp./Joo, Gi Bum	\$ 1,968.54	\$ 743.40	\$ 1,225.14				\$ 1,150.80	7/5/2019	2nd Notice will be sent out
14061	AR Sunrifer Canteen/Cateri	\$ 717.16	\$ 20.97	\$ 696.19				\$ 700.00	8/22/2019	Final Notice will be sent out
7886	Guam Transport & Warehouse	\$ 588.00		\$ 588.00				\$ 1,176.00	9/16/2019	Past due balance has been cleared
15906	Curra, Arlene R.	\$ 250.00	\$ 50.00	\$ 200.00				\$ 698.16	9/10/2019	Late Notice will be sent
13913	Skocumtchuck Charters Inc.	\$ (188.16)	\$ (376.32)	\$ 188.16				\$ 63.00	9/24/2019	Past due balance has been cleared
15099	Williams, Michael E.	\$ 93.66	\$ (55.02)	\$ 148.68				\$ 137.50	9/26/2019	Late Notice will be sent
14658	Phillip, Vincer		\$ (25.00)	\$ 25.00				\$ 247,027.88	10/2/2019	Past due balance has been cleared
14642	Tristar Terminals Guam, In	\$ 431,293.62	\$ 431,293.62					\$ 1,159.08	9/20/2019	
10225	Mobil Oil Guam, Inc.	\$ 148,152.14	\$ 148,152.14					\$ 8,792.92	10/1/2019	
13696	Lotus Pacifica Trading, In	\$ 7,021.56	\$ 7,021.56					\$ 396.71	9/18/2019	
14610	U.S. Department of Homelan	\$ 4,554.64	\$ 4,554.64					\$ 1,924.09	9/5/2019	
14711	Norton Lilly International	\$ 3,819.14	\$ 3,819.14					\$ 2,460.28	9/11/2019	
15958	Asada, Hiroyuki	\$ 1,760.00	\$ 1,760.00					\$ 850.00	9/30/2019	
7763	Guam Dolphin's Marine Spor	\$ 1,040.76	\$ 1,040.76							
14381	Apra Dive & Marine Sports,	\$ 922.76	\$ 922.76							
15492	BEYOND THE BOX	\$ 902.01	\$ 902.01							
15727	COSSA DI Famiglia Holdings	\$ 875.00	\$ 875.00							
15955	Cordero, Jesse	\$ 750.00	\$ 750.00							
15095	Chen, Steven	\$ 547.50	\$ 547.50							
9831	Fish Hook Inc.	\$ 385.00	\$ 385.00							
1490	Guam Telephone Authority	\$ 352.04	\$ 352.04							
15549	Regis, John F.	\$ 350.00	\$ 350.00							
14923	Shoguns	\$ 340.00	\$ 340.00							
15956	Baker, Timothy	\$ 300.00	\$ 300.00							
15892	Weisse, Russell	\$ 220.00	\$ 220.00							
15749	Lagutiang, Herbert C.D.	\$ 165.00	\$ 165.00							
14791	Fong, Francis L	\$ 137.19	\$ 137.19							
13537	Wang, Jackey	\$ 132.30	\$ 132.30							
15467	Baird, Austin & Belinda	\$ 123.90	\$ 123.90							

Number	Name	Open	Current	31 - 60	61 - 90	91 - 120	Over 120	Amount	Date	Remarks
14124	Guam Fire Department	\$ 80.00	\$ 80.00					\$ 80.00	9/18/2019	
14527	UMS Heavy Equipment Rental	\$ 66.18	\$ 66.18					\$ 2,109.25	8/9/2019	
15593	Guam Ocean Adventures, LLC	\$ 44.20	\$ 44.20					\$ 355.32	9/16/2019	
9822	Oakama Cruise, Inc/Fish E	\$ 17.44	\$ 17.44					\$ 510.00	10/9/2019	
15819	Teamspeed Charter	\$ 14.53	\$ 14.53					\$ 482.03	9/24/2019	
14968	Nguyen, Hoa Van	\$ 10.00	\$ 10.00					\$ 235.00	9/26/2019	
14387	Guam Slingwood Ferry Corp.	\$ 9.56	\$ 9.56					\$ 24.78	9/23/2019	
15811	Ride the Ducks, LLC	\$ (0.02)	\$ (0.02)					\$ 1,265.38	9/5/2019	
10524	Orcutt, Kenneth D.	\$ (0.50)	\$ (0.50)					\$ 137.50	9/9/2019	
14485	Rahns, Julian T.	\$ (0.50)	\$ (0.50)					\$ 167.76	9/24/2019	
11778	Dewitt Trans Services of G	\$ (0.68)	\$ (0.68)					\$ 472.16	10/1/2019	
12522	Dickerson & Quinn, Ltd	\$ (0.68)	\$ (0.68)					\$ 238.08	7/25/2019	
15925	BLICS Equipment	\$ (2.00)	\$ (2.00)					\$ 212.50	9/17/2019	
14907	Taitano, John	\$ (7.00)	\$ (7.00)					\$ 87.50	9/16/2019	
15698	Poselidon's Maidens Charter	\$ (18.02)	\$ (18.02)					\$ 160.00	8/29/2017	
15548	Makani'a Fishing Charters	\$ (25.00)	\$ (25.00)					\$ 103.51	3/1/2019	
12397	Cruz, John R.	\$ (46.21)	\$ (46.21)					\$ 50.00	7/12/2019	
13190	GENTLY BLUE DIVING SHOP	\$ (50.00)	\$ (50.00)					\$ 50.00	5/9/2019	
1081	GARRIDO, RICKY E.	\$ (50.00)	\$ (50.00)					\$ 30.00	9/1/2017	
1300	SANTOS, RAYMOND B.	\$ (50.00)	\$ (50.00)					\$ 50.00	8/14/2019	
1741	TORRES, SYLVESTRE S.	\$ (50.00)	\$ (50.00)					\$ 50.00	7/15/2019	
1790	CARBULLIDO, RITA B.	\$ (50.00)	\$ (50.00)					\$ 50.00	6/24/2019	
1799	LEON GUERRERO, JOHN L.	\$ (50.00)	\$ (50.00)					\$ 50.00	6/28/2019	
1882	SABLAN JR, RONNIE D.	\$ (50.00)	\$ (50.00)					\$ 50.00	8/26/2019	
1906	SIATAN, JULE AIDA Y.	\$ (50.00)	\$ (50.00)					\$ 50.00	12/17/2018	
2031	TALALLE JR, MELVIN	\$ (50.00)	\$ (50.00)					\$ 50.00	4/29/2019	
15400	QUINATA, CARL I.	\$ (50.00)	\$ (50.00)					\$ 50.00	6/14/2019	
15403	Mendiola, Zachary	\$ (50.00)	\$ (50.00)					\$ 50.00	5/30/2019	
15416	Carbullido, Aurora F.	\$ (50.00)	\$ (50.00)					\$ 50.00	12/28/2018	
15456	Eustaquio, Randy J	\$ (50.00)	\$ (50.00)					\$ 50.00	6/13/2017	
15488	Keith, Kenneth	\$ (50.00)	\$ (50.00)					\$ 50.00	8/23/2019	
15577	Love, Rick	\$ (50.00)	\$ (50.00)					\$ 50.00	8/7/2019	
15597	Walsh, Joshua	\$ (50.00)	\$ (50.00)					\$ 50.00	8/13/2017	
15644	Gorman, John T.	\$ (50.00)	\$ (50.00)					\$ 50.00	2/20/2018	
15674	Brooks, Donovan	\$ (50.00)	\$ (50.00)					\$ 50.00	3/26/2018	
15677	Ching, Donald	\$ (50.00)	\$ (50.00)					\$ 50.00	8/23/2019	
15682	Reinhardt, Kyle Christophe	\$ (50.00)	\$ (50.00)					\$ 50.00	3/16/2018	
15694	Marges, Lilying D. T.	\$ (50.00)	\$ (50.00)					\$ 50.00	8/7/2019	
15711	Hooog, Gerry J.	\$ (50.00)	\$ (50.00)					\$ 50.00	4/20/2018	
15713	GAMBOA, NICHOLLE LYNN S.	\$ (50.00)	\$ (50.00)					\$ 50.00	6/19/2018	
15716	SCHEPER, ROBERT I.	\$ (50.00)	\$ (50.00)					\$ 50.00	8/31/2018	
15726	Sanchez, Gilbert	\$ (50.00)	\$ (50.00)					\$ 50.00	4/22/2019	
15758	Garrido, Keoni L.	\$ (50.00)	\$ (50.00)					\$ 50.00	8/13/2019	
15792	Dunn, Timothy J.	\$ (50.00)	\$ (50.00)					\$ 50.00	6/10/2019	
15875	Denton, Walter	\$ (50.00)	\$ (50.00)					\$ 50.00	6/27/2019	
15880	William, Gary R. II	\$ (50.00)	\$ (50.00)					\$ 50.00	7/15/2019	
15902	Casil, Christopher	\$ (50.00)	\$ (50.00)					\$ 50.00	8/2/2019	
15911	Berringer, Meliza R.	\$ (50.00)	\$ (50.00)					\$ 50.00	8/5/2019	
15921	Duenas, Myrna	\$ (50.00)	\$ (50.00)					\$ 50.00	8/5/2019	
15928	Carnacho, Marietta C.	\$ (50.00)	\$ (50.00)					\$ 50.00	8/5/2019	
15932	Garcia, Joanne R.	\$ (50.00)	\$ (50.00)					\$ 50.00	8/5/2019	
15934	Torres, Noreen G.	\$ (50.00)	\$ (50.00)					\$ 50.00	8/5/2019	
15934	Lorenzo, Camillo L.	\$ (50.00)	\$ (50.00)					\$ 50.00	8/5/2019	

Number	Name	Open	Current	31 - 60	61 - 90	91 - 120	Over 120	Amount	Date	Remarks
15936	Tainatongo, Milanie M.	\$ (50.00)	\$ (50.00)					\$ 50.00	8/6/2019	
15938	Cobbley, Kristy A.	\$ (50.00)	\$ (50.00)					\$ 50.00	8/14/2019	
15943	Lee, Tara Grace	\$ (50.00)	\$ (50.00)					\$ 50.00	8/20/2019	
15944	Villagomez, Layla	\$ (50.00)	\$ (50.00)					\$ 50.00	8/20/2019	
15945	Corpuz, R-Jay	\$ (50.00)	\$ (50.00)					\$ 50.00	8/20/2019	
15947	Boyd, Paul S.	\$ (50.00)	\$ (50.00)					\$ 50.00	8/23/2019	
1500	Atlantis Guam	\$ (51.99)	\$ (51.99)					\$ 16.59	9/27/2019	
12509	Hanley, Timothy F.	\$ (52.50)	\$ (52.50)					\$ 157.50	9/11/2019	
14258	Island Wines & Spirits Dis	\$ (59.02)	\$ (59.02)					\$ 531.18	9/24/2019	
15894	Island Beverage Distributo	\$ (59.02)	\$ (59.02)					\$ 1,859.13	9/11/2019	
15933	Aquino, Johnny M.	\$ (64.22)	\$ (64.22)					\$ 137.50	10/3/2019	
14744	Harvest Ministries	\$ (75.00)	\$ (75.00)					\$ 75.00	8/13/2019	
15530	Cruz, Marrae	\$ (75.00)	\$ (75.00)					\$ 75.00	7/23/2019	
1960	MENDIOLA, FRANCISCO Q.	\$ (80.00)	\$ (80.00)					\$ 40.00	9/25/2019	
15242	Ames, Todd	\$ (82.50)	\$ (82.50)					\$ 137.50	9/27/2019	
15748	Nugam, Henry L.	\$ (100.00)	\$ (100.00)					\$ 100.00	6/1/2018	
14290	DKX	\$ (101.84)	\$ (101.84)					\$ 411.60	9/18/2019	
11814	J.L. Baker & Sons/COS/LA G	\$ (111.84)	\$ (111.84)					\$ 588.00	9/9/2019	
13800	Hawthorne Pacific Corp.dba	\$ (111.84)	\$ (111.84)					\$ 55.92	5/13/2019	
9697	Camacho, Antonio Frank C.	\$ (120.00)	\$ (120.00)					\$ 480.00	12/5/2018	
14633	Eusebio, Ricardo B.	\$ (120.00)	\$ (120.00)					\$ 360.00	3/7/2019	
15895	Hartrell, Jessica	\$ (120.00)	\$ (120.00)					\$ 75.00	5/22/2019	
13081	Watanabe, Akio/Fontana & C	\$ (128.00)	\$ (128.00)					\$ 147.00	4/10/2017	
15692	Jo, Myeongsoon	\$ (137.50)	\$ (137.50)					\$ 390.96	6/27/2018	
8264	Olson, Tom	\$ (150.00)	\$ (150.00)					\$ 750.00	5/8/2019	
9742	Duenas, Christopher M.	\$ (150.00)	\$ (150.00)					\$ 300.00	7/10/2019	
12895	Bell, James C. or Cynthia	\$ (150.00)	\$ (150.00)					\$ 450.00	10/2/2019	
15930	Khaili, Nedal O.	\$ (150.00)	\$ (150.00)					\$ 340.00	8/1/2019	
12514	Pepsi Cola Bottling Co. Gu	\$ (169.10)	\$ (169.10)					\$ 7.96	9/11/2019	
14776	MARAD	\$ (169.45)	\$ (169.45)					\$ 102.65	9/26/2019	
13030	South Pacific Petroleum Co	\$ (193.04)	\$ (193.04)					\$ 457.22	2/25/2019	
1862	SANTOS, JOHN T.	\$ (194.00)	\$ (194.00)					\$ 700.00	5/4/2019	
14909	Propacific Builder Corpora	\$ (194.99)	\$ (194.99)					\$ 600.00	12/11/2018	
13089	Guam Fisherman's Cooperati	\$ (200.00)	\$ (200.00)					\$ 600.00	4/4/2019	
13545	Perez, Vincent T./Vern Per	\$ (200.00)	\$ (200.00)					\$ 375.00	7/8/2019	
14409	Robinson, Merle Ann	\$ (200.00)	\$ (200.00)					\$ 600.00	2/4/2019	
14436	John C. Agnon/Wyung J. Par	\$ (200.00)	\$ (200.00)					\$ 440.00	9/18/2019	
15205	RIDLON, DANIELA	\$ (220.00)	\$ (220.00)					\$ 675.00	2/13/2019	
15941	FINN, PATRICK HERBERT	\$ (220.00)	\$ (220.00)					\$ 10,498.90	2/19/2019	
15790	Murrell, Robert Dan	\$ (225.00)	\$ (225.00)					\$ 960.00	11/26/2018	
13671	Landscape Management Syste	\$ (236.13)	\$ (236.13)					\$ 810.00	6/20/2019	
14582	Perez, Thomas L.G.	\$ (240.00)	\$ (240.00)					\$ 600.00	1/11/2019	
9849	Packbier, Paul E.R./PCR Gu	\$ (250.00)	\$ (250.00)					\$ 520.00	8/20/2019	
15103	Flores, William A.	\$ (260.00)	\$ (260.00)					\$ 137.50	9/26/2019	
12424	Collier, Ernest	\$ (275.00)	\$ (275.00)					\$ 412.50	7/3/2019	
14013	Flores, Joaquin C.	\$ (275.00)	\$ (275.00)					\$ 275.00	8/29/2019	
14150	Brandt, Jim or Bonnie	\$ (275.00)	\$ (275.00)					\$ 960.00	1/9/2019	
8336	PIER, KENNETH	\$ (292.38)	\$ (292.38)					\$ 340.00	9/27/2019	
14210	Pacific Trucking Inc.	\$ (320.00)	\$ (320.00)					\$ 2,922.00	7/3/2018	
12706	Kaneshiro, Roger J., D.D.S	\$ (340.00)	\$ (340.00)					\$ 350.00	6/3/2019	
15031	Guam Seawalker Tours	\$ (342.31)	\$ (342.31)							
12394	Asia Pacific Wholesalers	\$ (350.00)	\$ (350.00)							
	Wong, Billy									

Number	Name	Open	Current	31 - 60	61 - 90	91 - 120	Over 120	Amount	Date	Remarks
14136	San Nicolas, Jose T.	\$ (390.00)	\$ (390.00)					\$ 200.00	9/16/2019	
13191	Aguon, Sonja V. or Paul SN	\$ (399.73)	\$ (399.73)					\$ 120.00	2/1/2019	
15207	SOUTH PACIFIC DREAM CORP	\$ (402.50)	\$ (402.50)					\$ 140.00	9/18/2019	
11756	V.Angoco's Trucking	\$ (413.14)	\$ (413.14)					\$ 176.00	9/6/2019	
15171	Lets Dive Guam	\$ (500.00)	\$ (500.00)					\$ 500.00	7/15/2019	
7413	Seabridge Inc.	\$ (588.00)	\$ (588.00)					\$ 117.60	6/24/2019	
15718	Larsen, Helge	\$ (600.00)	\$ (600.00)					\$ 1,310.00	4/15/2019	
15582	Shavers, George Kenneth	\$ (650.00)	\$ (650.00)					\$ 1,950.00	1/3/2019	
14453	Paradis, Guy R.	\$ (660.00)	\$ (660.00)					\$ 1,320.00	6/25/2019	
9478	Triple B Forwarders	\$ (673.30)	\$ (673.30)					\$ 354.12	9/13/2019	
15428	Stewart, Michael	\$ (687.50)	\$ (687.50)					\$ 825.00	7/25/2019	
12748	Radio.com	\$ (849.48)	\$ (849.48)					\$ 1,600.00	1/14/2019	
1487	Guam Federation of Teacher	\$ (859.00)	\$ (859.00)					\$ 1,345.00	7/25/2019	
9806	Felix, Christopher	\$ (880.00)	\$ (880.00)					\$ 902.01	8/19/2019	
15942	Sanchez, Erskin E.	\$ (902.01)	\$ (902.01)					\$ 178.69	4/24/2019	
13314	Island Certs Corporation	\$ (916.19)	\$ (916.19)					\$ 1,200.00	8/29/2019	
15612	Churchill, Charles D.	\$ (993.60)	\$ (993.60)					\$ 667.25	9/3/2019	
10230	Morrico Equipment LLC	\$ (1,241.08)	\$ (1,241.08)					\$ 1,305.00	6/11/2019	
15152	SUNNY SIDE UP GUAM INC.	\$ (1,255.00)	\$ (1,255.00)					\$ 1,204.62	9/10/2019	
9401	Tasi Tours Inc.	\$ (1,428.22)	\$ (1,428.22)					\$ 210.76	9/23/2019	
14212	Triple J. Motors	\$ (1,475.32)	\$ (1,475.32)					\$ 732.60	9/23/2019	
7624	Micronesian Divers Assoc.	\$ (1,500.00)	\$ (1,500.00)					\$ 2,705.00	7/30/2019	
15446	Axe Murderer Tours Guam, I	\$ (1,940.00)	\$ (1,940.00)					\$ 8,415.50	12/31/2018	
15844	SDM Holdings	\$ (1,999.55)	\$ (1,999.55)					\$ 6,389.94	7/2/2019	
14141	Core Tech International	\$ (3,194.97)	\$ (3,194.97)					\$ 2,714.75	10/3/2019	
15917	Impact Solutions Co.	\$ (21,116.17)	\$ (21,116.17)					\$ 50,000.00	9/26/2019	
15334	KALS Corporation	\$ (21,571.20)	\$ (21,571.20)					\$ 172,000.00	3/1/2019	
7368	Cabras Marine Corp	\$ (157,932.12)	\$ (157,932.12)					\$ 98.34	9/13/2019	
12511	Hanson Permanente Cement o							\$ 118.04	9/12/2019	
9224	Island Equipment Company							\$ 88.53	8/19/2019	
9363	Luen Fung Enterprises							\$ 59.02	8/7/2019	
12154	Pacific Island Movers							\$ 59.02	8/13/2019	
13405	Jae Hoon Corp.							\$ 250.00	6/25/2019	
13484	MOMO Corp.									
15014	Purcell Painting									
15646	Cabral, Luis F.M.									
	TOTAL	\$ 5,997,574.21	\$ 4,637,360.35	\$ 425,294.25	\$ 531,483.69	\$ 42,062.95	\$ 301,372.97	\$ 1,658,429.49		

Port Authority of Guam
Accounts Payable Summary
As of August 31, 2019

Supplier	Supplier Name	Co	Balance Open	Current	46 - 60	61 - 90	91 - 120	Over 120
13280	America's Best El	50	793.82	793.82				
11805	American Printing	50	555	555				
12215	Americana Supplie	50	1494	1494				
11951	Atkins Kroll Inc.	50	2840	2840				
12497	AC Auto Air Condi	50	415	415				
15262	AWESOME HARDWARE	50	4032.43	4032.43				
15733	AYM INTERNATIONAL	50	117667.45	117667.45				
11768	Benson Guam Enter	50	2001.95	2001.95				
12239	Best American Too	50	2309.55	2309.55				
1798	BENAVENTE, IGNACI	50	380	380				
12093	Carpet Store	50	2064	2064				
12544	Cars Plus, LLG	50	4330.49	4330.49				
11831	Cash	50	500.91	500.91				
1004	Chargualaf, Antho	50	50	50				
12106	ComPacific	50	644	644				
12107	Copy Express Prin	50	2084	2084				
14029	CRW TRADING INC.	50	381.52	381.52				
13935	D.S.Y. Corporatio	50	258	258				
14510	Data Management R	50	6860	6860				
11778	Dewitt Trans Serv	50	1025.5	1025.5				
7798	Diamond Auto Part	50	55	55				
13603	DHL Express (USA)	50	224.76	224.76				
15251	ECOLAB (GUAM) LLC	50	310.95	310.95				
15354	ERC Maintenance	50	211.94	211.94				
14052	Far East Equipmen	50	7051.5	7051.5				

14763	Fastenal Company	50	3325.84	3325.84		
11954	First Class Trave	50	4390.5	2195.25	2195.25	
14056	Gov't of Guam Ret	50	18.41			18.41
11471	Gov't of Guam Ret	50	-122708.15	-122708.15		
15953	Guam Homeland Sec	50	75629	75629		
11786	Guam K-M universa	50	55	55		
7851	Guam Power Author	50	93802.94	93802.94		
1490	Guam Telephone Au	50	7829.52	7829.52		
12126	Guam Waterworks A	50	3720.2	3720.2		
9081	GETS Business Sys	50	497.92	497.92		
14761	G4S Security Syst	50	10764.12	10764.12		
13800	Hawthorne Pacific	50	9697.16	9697.16		
14558	Highway Safety Se	50	17408.75	17408.75		
14320	Home Depot (The)	50	1722.93	1722.93		
9187	Hydra-Air Pacific	50	395.47	395.47		
15332	Hydraulink Guam	50	162.43	162.43		
11784	Island Choice Dri	50	1046.75	1046.75		
9224	Island Equipment	50	1588.95	1588.95		
15939	ISLAND KING IMPOR	50	1974	1974		
11854	J.C. Marketing	50	557.6	557.6		
9291	J.V. Internationa	50	1526.3	1526.3		
13703	J&B Modern Tech.	50	16445	16445		
9312	Jack Peters & Com	50	336.64	336.64		
9275	JMI-EDISON	50	-15058.65	15058.65		
14946	JTC Services Guam	50	8333			964.26
15872	Koki, Isa Marie C	50	50	50		7368.74
14048	Lagu Sanitation	50	8235	8235		
15029	M.D. WHOLESale	50	382.5	382.5		
10188	Mid-Pac Far East	50	1847.13	1847.13		
10250	Morrice Equipment	50	3659.82	3659.82		
10330	Napa Auto Parts	50	527.85	527.85		

10356 National Office S	50	75.36	75.36	
15668 Pacific Welding M	50	5010	5010	
14831 Phillips and Bord	50	33119.25	33119.25	
11868 Pro Marine Techno	50	9585	9585	
14631 Public Utilities	50	4431.4	4431.4	
11439 PAG Goodwill & Mo	50	50	50	
15341 PTI PACIFIC INC.	50	17.26	17.26	
13428 R & R Plus Co.	50	600	600	
10823 Reaction Supply C	50	13382.45	13382.45	
13014 Royal Pacific Mot	50	1714.12	1714.12	
7093 Safety 1st system	50	2566	2566	
13524 Sam Duk Corporati	50	4440	4440	
13030 South Pacific Pet	50	29642.9	29642.9	
11017 Speed Way Machine	50	200	200	
15630 SOURCE RITE INC	50	-480	-2455	1975
15617 Taimanglo, Nathan	50	50	50	
14127 TakeCare Insuranc	50	6418.3	6418.3	
11983 Treasurer of Guam	50	15571.62	15571.62	
12043 Triple J Commerci	50	1908	1908	
14321 Triple J Express	50	8540	8540	
14212 Triple J. Motors	50	4191.33	4191.33	
14642 Tristar Terminals	50	2540.85	2540.85	
11615 Tsang Brothers Co	50	1664.2	1664.2	
1871 TAITANO, MARIA D.	50	50	50	
15871 TASI MARINE CORP.	50	2087.5	2087.5	
11404 U. S. Small Busin	50	25		25
9540 Unitek Environmen	50	4250	4250	
15015 Universal Air Sup	50	1260	1260	
11956 Workers Compensat	50	2630		2630
14197 WSP/Parsons Brinc	50	117025.61	117025.61	
7253 Xerox Corporation	50	8838.64	8838.64	

608227.79 593051.13 2195.25 989.26 7368.74 4623.41

PORT AUTHORITY OF GUAM
Budget Transactions

In the February 12, 2019 board meeting, Acting General Manager requested authorization from the Board of Directors to allow management to lift quarterly budget and be able to transfer money within divisions budget to give them the flexibility to manage their division. The Board of Directors approved the above request provided that the request be documented and that the Board be informed. Therefore, below are the current transactions.

Budget Lifts: AUGUST

Memo	Date	Division	Request	Acct. No.	Annual Budget	Quarterly Budget	Used as of 8/31/19	Balance	Reason
		NONE	NONE	NONE	NONE	NONE	NONE	NONE	

Divisional Transfers: AUGUST

Memo	Date	Division	Request	Acct. No.	Amount	Reason
	8/2/2019	HARBOR MASTER	TRANSFER FUNDS	121.8664.DIVING	to 121.8524	300.00 AUTOMATIC IN-SIGHT KIT
	8/14/2019	ADMINISTRATIVE SERVICES OFFICE	TRANSFER FUNDS	610.8665.PROF	to 610.8521	500.00 OFFICE SUPPLIES AND POSTAGE
	8/15/2019	FACILITY	TRANSFER FUNDS	423.8366.OFCEOPT	to 423.8114	15,000.00 REFERER CONTAINER OPERATIONS
	8/22/2019	MAINTENANCE	TRANSFER FUNDS	413.8665.MACHINE	to 411.8114	5,000.00 EMERGENCY REPAIRS

PORT AUTHORITY OF GUAM
CONTRACT SUMMARY UPDATE

No.	Consultant/Vendor	Type of Service	Solicitation Method Reference No.	Division	Contract Term	Initial Term	Expiration After Options	Next Renewal Due Date	Annual Amount (Comments / Notes)
PROFESSIONAL SERVICES									
1	N.C. Macario & Assoc.	A/E Design and Consulting Services	RFP-016-002	Engineering	2 years with option to renew for 1 additional year	10/07/16 to 10/06/18			FULL TERM
2	G4S	Implementation & Integration of TOS	RFP-013-004	IT	5 years	2014 to 2019	2019		FULL TERM
3	A1 - Guam WEBZ	Web Development, Hosting, Support and Maintenance Svcs	RFP-014-006	IT	3 yrs w/ options NTE 5yr	04/03/2015 to 04/02/2018	04/02/20	04/02/19	Fees based on rates
4		Classification/Compensation Position Maintenance	RFP-019-006	HR	Active procurement				to be published by 9/20/19
5	AM Insurance	Insurance Coverages	GSA/PAG-020-17	Finance	5 years	10/01/2017 to 09/30/2022	09/30/22	09/30/19	Premium based
6	AM Insurance	Workers Compensation Coverages	GSA/PAG-018-17	Finance/Safety	1 year - 2017 to 2018	8/1/2018 to 7/31/2019	07/31/19		preparing 2 month extension and bid pk.
7	Matson	Matson-Technical Support Services	RFP-016-003	EQMR	Extended to may 19, 2020	11/4/16 to 11/3/17	11/03/20	05/19/20	490,000.00
8	Bank of Guam	Banking Services	RFP-014-004	Finance	5 years	6/1/14 to 5/31/19	05/31/19		Need New RFP
9		Risk Management Consultant	RFP	Finance	Need to prepare RFP	Pending Requisition and Scope of Work			Need New RFP
10	OMEGA Safety	OSHA Training & Certification Services for Maritime Terminal Operations	RFP-017-003	Human Resources	3yr w/ 2- 1yr options NTE 5 years	8/13/2018 to 8/13/2021	08/13/23	08/13/21	Fees based on rates
11	Pacific Human Resources, Inc.	Drug Free Workplace Program	RFP-015-002	Human Resources	3 yr. w/ 2 options NTE 5 years	03/19/15 to 03/18/2018	03/18/20	03/18/19	Fees based on rates
12		Legal Services	RFP-015-004	Corporate	1 yr w/options NTE 4 years	06/17/15 to 06/16/2016	06/16/19		working on new RFP with AG's office
13	TakeCare dba: FHP	Medical Examination Services	RFP-017-002	Human Resources	3 yr. w/ 2 options NTE 5 years	9/21/17 to 9/20/20	09/20/22	09/20/20	Fees based on rates
14	Pro Marine Technology	Underwater Assessment & Inspection Services	RFP-015-001	Harbor/Mstr	2 yrs w/ 3 options NTE 5yr	07/17/15 to 07/16/2017	07/16/20	07/17/19	Task Order Based
15		M & O of F-1 Fuel Pier Facility	RFP-019-004	Commercial	Active Procurement				notices of award sent
16		Environmental Consulting Services-SWPP Compliance		Environmental	developing RFP				-
17	Deloitte & Touche	Annual Independent Audit Services	RFP-018-003	Fiscal	FY18, FY19, FY20, w/ 1Yr Option	FY18, FY19, FY20, w/ 1Yr Option	12/31/2022	12/31/2021	\$45,000.00
18	Parsons Brinckerhoff /WSP	OAE - Owner Agent Engineer	RFP-015-003	Planning	1 yr w/ 4 options NTE 5 yrs	currently in final option year.	09/08/20	09/08/19	\$2.58mil
19	Nick Captain and Assoc.	Appraisal Consulting Services	RFP-016-001	Commercial	3yrs w/2 options NTE 5yrs	4/13/16 to 4/12/19	04/12/21	04/12/19	Check w/End User

PORT AUTHORITY OF GUAM
CONTRACT SUMMARY UPDATE

No.	Consultant/Vendor	Type of Service	Solicitation Method Reference No.	Division	Contract Term	Initial Term	Expiration After Options	Next Renewal Due Date	Annual Amount (Comments / Notes)
20	N.C. Macario & Associates	A/E Design and Consulting Services Golf Pier	RFP 019-002	Engineering	Pending PUC Notification	3 years w/2 options			Final Contract drafted
21	N.C. Macario & Associates	A/E Design and Consulting Services EOMR, Warehouse No.1, Waterline	RFP 019-003	Engineering	Pending PUC Notification	3 years w/2 options			Counter offer letter send to NC Macario
22		M&O of F1 Fuel Pier and Facility	RFP-019-004	Commercial	Proposals being evaluated				3 offerors submitted
23		Classification and Compensation Plan	RFP-019-006	HR	Active solicitation, RFP submittal is 10/18/19.				
		Legal Services	RFP-019-005	GM	Currently under review with Staff Attorney	1-year with 3 renewal options.			
CONSTRUCTION CONTRACTS									
1	Korando Corporation	Concrete Asphalt Pavement and Fire Hydrant Repairs	IFB-CIP-17-002	CIP	Project complete				\$2.7 Mill
2	Canton Construction	Agat Marina Demolition and Removal of Dock "B"	IFB-CIP-018-001	CIP	Project Complete				\$50,243.67
3	ProPacific Builders Corp.	Design/Build to Supply & Install 8,000 Gal. Double Wall Fuel Tank w/ Fuel Dispenser & Appurtenances	IFB-CIP-018-002	CIP	Project Complete				\$272,000.00
4	AYM International	Trench Drain Repairs and Upgrade	IFB-CIP-018-003	CIP	Project completed				\$456,759.30
5	Jones & Guerrero	Steel Poles and Solar LED Lighting Installation	IFB-CIP-018-004	CIP	Project Completed				\$336,561.02
6	American Builders LLC	Re-Painting of the CMU Wall and Terminal Booths and Replacement of Barbed Wire.	IFB-CIP-019-001	CIP	122 Calendar Days	Weather delays for painting, unable to find Barbed Wire			Contract Signed, PO Issued
7	Highway Specialty Services	Thermo Plastic Striping Paint, pavement marking numberings and Alpha characters.	IFB-CIP-019-002	CIP	182 Calendar Days	Weather delays for painting to much rain			Contract Signed, PO Issued
8	Murphy Enterprises Inc.	Load Center Refurbishment Hardening Project	IFB-019-003	CIP	243 Calendar Days	Pending Legal review an approval of contract to form			On BOD Agenda for 9/19/19 for BOD Approval

**Port Authority of Guam
Capital Improvement Projects
Engineering Division
Summary Status**

As of October 7, 2019

Fact Sheet No. 86

Project:	Container Yard Asphalt, Concrete Pavement and Fire Hydrant Valve Repairs
Project No.:	IFB No. PAG-CIP-017-002
Project Amount:	\$2,770,379.98
Funding Source:	Port Authority of Guam – FMF
Contractor:	Korando Corporation
Construction Manager:	PAG Engineering/CIP
Notice to Proceed:	September 4, 2018
Project Completion:	July 29, 2019
Work Status:	Project is 100% completed.

Project:	Container Yard Trench Drain Repair
Project No.:	IFB No. PAG-CIP-017-003
Project Amount:	\$456,759.00
Funding Source:	Port Authority of Guam
Contractor:	AYM Construction
A/E Consultant:	AM ORIENT Consulting Engineers
Construction Manager:	PAG Engineering/CIP
Notice to Proceed:	November 26, 2018
Project Completion:	August 25, 2019
Work Status:	Project is 100 % completed. Close out Documents for review and Comments.

Project:	Harbor of Refuge Pump Station and Installation of Waste Water Injector Pump
Project No.:	TBD
Project Amount:	TBD
Funding Source:	Dept. of Agriculture Fish and Wild Life Boating Grant
Contractor:	TBD
Construction Manager:	PAG Engineering/CIP Division
Notice to Proceed:	TBD
Project Completion:	TBD
Work Status:	Awaits MOU approval from Attorney General and Governor.

Project:	Harbor of Refuge Installation of Mooring Blocks
Project No.:	TBD
Project Amount:	TBD
Funding Source:	Dept. of Agriculture Fish and Wild Life Boating Grant
Contractor:	TBD
Construction Manager:	PAG Engineering/CIP Division
Notice to Proceed:	TBD
Project Completion:	TBD
Work Status:	Awaits MOU approval from Attorney General and Governor.

Project: Rehabilitation of H-Wharf and Access Road
Project No.: TBD
Project Amount: TBD
Funding Source: PAG Engineering/CIP Division
Contractor: TBD
Construction Manager: PAG Engineering/CIP Division
Notice to Proceed: TBD
Project Completion: TBD
Work Status: Meet with WSP and Designer Duenas and Associates. Awaits approval on permitting regarding 401 Water Quality Certification, Coral Restoration Permit from DAWR and U.S. Army Corps of Engineer.

Project: A/E Services for Golf Pier Repair
Project No.: RFP-PAG-019-002
Project Amount: TBD
Funding Source: PAG Engineering/CIP Division
Contractor: TBD
Construction Manager: PAG Engineering/CIP Division
Notice to Proceed: TBD
Project Completion: TBD
Work Status: As of July 15, 2019, PAG Engineering Procurement and N.C. Macario awaits final cost negotiation.

Project: A/E Services for EQMR & Warehouse I Building and Relocation of PAG Water Line
Project No.: RFP-PAG-019-003
Project Amount: TBD
Funding Source: PAG Bond Funding
Contractor: TBD
Construction Manager: PAG Engineering/CIP Division
Notice to Proceed: TBD
Project Completion: TBD
Work Status: As of July 15, 2019, N.C. Macario and Associates. A/E for the above RFP to submit cost proposal.

Project: New Administration Building Construction
Project No.: TBD
Project Amount: TBD
Funding Source: PAG Engineering/CIP Division
Contractor: TBD
Construction Manager: PAG Engineering/CIP Division
Notice to Proceed: TBD
Project Completion: TBD
Work Status: Awaits PAG Procurement for the advertisement of A/E Professional Services.

Project: Repainting CMU Wall, Gate Booth 1, 2, and 3 and Container Yard Barbed Wire Replacement
Project No.: IFB-PAG-CIP-019-001
Project Amount: \$139,449.00
Funding Source: Marad
Contractor: American Builders LLC,
Construction Manager: PAG Engineering/CIP Division
Notice to Proceed: August 1, 2019
Project Completion: November 30, 2019
Work Status: Mobilization started on August 27, 2019 for water blasting, application of prime coat and top coat at CMU wall Phase No.1 Pump room area. Project is on-going.

Project: Remove and Replace Thermoplastic Paint in Cont. Yard Area U, V and W.
Project No.: IFB-PAG-CIP-019-002
Project Amount: \$82,940.00
Funding Source: Marad
Contractor: Highway /Safety Services
Construction Manager: PAG Engineering/CIP Division
Notice to Proceed: July 15, 2019
Project Completion: 182 calendar days from notice to Proceed
Work Status: Work started on August 21, 2019. Project is on- going at Area U for removal of existing Thermoplastic Paint and application of yellow Thermoplastic Paint.

Project: Refurbishment and Hardening of Load Center Buildings 1,2,3 and 4.
Project No.: TBD
Project Amount: TBD
Funding Source: PSGP 2017
Contractor: TBD
Construction Manager: PAG Engineering/CIP Division
Notice to Proceed: TBD
Project Completion: TBD
Work Status: PAG Procurement to issue an Intent to Award to Contractor.

Project: Supply and Install New 61 Ea. 480 Volts Reefer Outlets at Area S.
Project No.: TBD
Project Amount: \$1,500,000.00
Funding Source: FMF
Contractor: TBD
Construction Manager: TBD
Notice to Proceed: TBD
Project Completion: TBD
Work Status:

MAINTENANCE DEPARTMENT
CRANE DOWN TIME REPORT
FOURTH QUARTER FY2019

FY2019 - FOURTH QUARTER		WEEK OF:												4TH QTR	
		WEEK 40	WEEK 41	WEEK 42	WEEK 43	WEEK 44	WEEK 45	WEEK 46	WEEK 47	WEEK 48	WEEK 49	WEEK 50	WEEK 51	WEEK 52	
		6/30/19 - 7/6/19	7/7/19 - 7/13/19	7/14/19 - 7/20/19	7/21/19 - 7/27/19	7/28/19 - 8/3/19	8/4/19 - 8/10/19	8/11/19 - 8/17/19	8/18/19 - 8/24/19	8/25/19 - 8/31/19	9/1/19 - 9/07/19	9/08/19 - 9/14/19	9/15/19 - 9/21/19	9/22/19 - 09/28/19	FY2019
G4 - Hoist Operating Hours	Down Time Hours	0	9.0	18	2	27	9	15	3	10	6	20	11	8	138
	G4 - ADJUSTED HOIST HOURS	0.00	1.67	0.00	0.00	0.00	0.00	0.67	0.25	0.00	0.00	1.25	0.75	0.00	4.6
	% UP	0.00	7.33	18.00	2.00	27.00	9.00	14.33	2.75	10.00	6.00	18.75	10.25	8.00	133.41
G5 - Hoist Operating Hours	Down Time Hours	0.0	18.5	0.0	0.0	0.0	0.0	4.5	8.3	0.0	0.0	6.2	6.8	0.0	3.3
	G5 - ADJUSTED HOIST HOURS	0.00	29.0	0.08	0.33	0.25	0.00	1.67	0.37	0.00	0.00	0.50	1.09	0.00	345.0
	% DOWN	20.0	0.00	0.08	0.33	0.25	0.00	1.67	0.37	0.00	0.00	0.50	1.09	0.00	4.29
G6 - Hoist Operating Hours	Down Time Hours	0.00	29.0	0.08	0.33	0.25	0.00	1.67	0.37	0.00	0.00	0.50	1.09	0.00	340.7
	G6 - ADJUSTED HOIST HOURS	20.0	29.0	14.00	28.27	9.00	35.67	13.33	30.50	25.00	18.42	16.00	18.00	16.50	283.7
	% UP	99.9	99.9	99.9	97.2	99.9	96.3	95.1	98.3	99.9	96.9	99.9	99.9	99.9	98.1
OPERATING HOURS - G4	OPERATING HOURS - G4	0	24	32	6	42	25	29	8	20	20	36	21	15	278
	OPERATING HOURS - G5	37	46	44	12	101	36	36	34	59	50	63	44	33	595
	OPERATING HOURS - G6	49	46	27	48	21	63	29	51	48	34	30	31	36	513

LEGEND: .25 IS READ AS 15 MINUTES, .50 IS READ AS 30 MINUTES, .75 IS READ AS 45 MINUTES

NOTES / COMMENTS:

G4 DOWN TIME DETAIL

- WK41-(7/10) Coolant leaking due to broken clamp
- WK46-(8/13) No Hoist up & No Spreader light indicators
- WK47-(8/20) No Gantry, Gantry Motor #8 fault while on Gantry
- WK50-(9/12) Engine shutdown (PBC Controller breaker tripped)
- WK51-(9/18) Crane keeps tripping (Station 32 had a loose connection)

G5 DOWN TIME DETAIL

- WK42-(7/15) No power from sprdr, broken cable & No hoist up/down
- WK44-(7/30) LIS, RIS flipper staking/vib, when flipper is in down position
- WK46-(8/13) No hoist up, No spreader indicator lights
- WK47-(8/20) No hoist, reset hoist breaker
- WK50-(9/12) Flipper in Ops, cab not functioning (Defl. switch assembly)
- WK51-(9/17) Sprdr. Stuck on container (Damaged corner casting, R LIS)
- WK51-(9/19) Main generator shut down when hoisting up w/co-x.

G6 DOWN TIME DETAIL

- WK43-(7/22) Spreader: No extend & retract (Swapped Sprdr. #3 to #4)
- WK45-(8/06) Unable to control ON (Wet C1801 Module on stn. 42, leaky roof)
- WK45-(8/09) Load bounces up & down when hoist up/down stop
- WK46-(8/15) No landing light on 20', 40' & 45'
- WK47-(8/21) Spreader has no landing light & wont unlock.
- WK49-(9/03) Sprdr. #5 would not lock, low voltage 105 VAC (Swapped 5 to 2).
- WK52-(9/25) Sprdr. stuck on flat track on top of ship (Man. released twistlock)

PORT AUTHORITY OF GUAM
EQUIPMENT MAINTENANCE / REPAIR DIVISION
CARGO HANDLING EQUIPMENT MAINTENANCE/REPAIR COST REPORT
SEPTEMBER FY2019

** Information is compiled from Daily Status Reports
via Crane/Preventive/Welder Section Supervisors/Leaders;
and from Work Orders.

Data subject to change, as additional Work Orders are completed and inputted

CRANE SEPTEMBER '19 DISCREPANCIES

Maintenance Control
(P/WC, M/Lanes)
As of 10/07/19

EQUIPMENT	DATES DOWNED	LOCATION	DISCREPANCIES	(SECTION) CORRECTIVE ACTION	Work Order #
Gantry No. 4 #2450	No		Pre-Ops P.M. & Weekly P.M.	(Crane) Performed on 09/03	590725
	No		Pre-Ops P.M. & Weekly P.M.	(Crane) To be performed next month	591031
	No		Hoist, Trolley & Boom DC Motor Preventive Maintenance	(Crane) Performed on 09/06	591111
	No		Pre-Ops P.M. & weekly P.M.	(Crane) Performed on 09/09	591234
	No		Check & troubleshoot; fault on load bank controller	(Crane) Performed on 09/12	591576
	No		G#4: CC on stairway railing nuts & bolts. As per R.Flores perf. on 5/13, 21 & 22 & 6/5 & 10	(Prev.) **Revised from Aug. report**	591699
	No		Check & Troubleshoot for fault on communication	(Crane) Performed on 09/16	591710
	No		Pre-Ops P.M. & Weekly P.M.	(Crane) Performed on 09/18	592018
	No		Main hoist change out	(Welders) To be performed next month	592181
	No		Pre-Ops P.M. & Weekly P.M. (Note: Completed on 10/02/19)	(Crane) To be performed next month	592405
Gantry No. 5 #2451	No		Fabricate Bracket	(Preventive) To be perf. next month	592456
	No		Main generator, Monthly P.M.	(Crane) Performed on 09/26	592499
	Total				
	No		Pre-Ops P.M. & Weekly P.M.	(Crane) Performed on 09/09	589708
	No		Pre-Ops P.M. & Weekly P.M.	(Crane) Performed on 09/14	590750
	No		Check & Troubleshoot for no power on spreader hyd. Pump	(Crane) Performed on 09/06	591120
	No		Quarterly Megger of all DC Motors (Boom, hoist, trolley & Gantry Motor)	(Crane) Performed on 09/06	591146
	No		Lubricate new hoist wire rope	(Crane) Performed on 09/07	591162
	No		Repair chipped rail on boom joint left side & righthand cracked trolley rail	(Welders) Performed on 09/15-16	591672
	Aug. 2-4		Req. to assil Crane Mech. in the removal of Elect. Condulpping from APEX to Boom Station Platform.	(Preventive) Comp. last month 08/2-4	591681
No		Corrosion Control of Stairway Railing Nuts & Bolts on G#5	(Prev.) Perf. on 08/3-5, 10-12, 17 & 18	591701	
No		Pre-Ops P.M. & Weekly P.M.	(Crane) Performed on 09/23	591728	
No		Monthly Generator Preventive Maintenance and lube baloney cable	(Crane) Performed on 09/16	591744	
No		Crane Monthly Preventive Maintenance	(Crane) To be performed next month	592165	
No		Corrosion Control of festoon rails 20ft from tail section	(Preventive) To be perf. next month	592368	
No		Pre-Ops P.M. & Weekly P.M.	(Crane) Performed on 09/27	592413	
No		Fabricate Bracket	(Preventive) To be perf. next month	592464	
Mar 1-6		Remove & Replace electrical conduit from APEX to Boom Station (Install New Aluminum Pipe)	(Crane) Performed on 03/01, 02 & 05	592481	
No		Lubricate all back reach sheaves, trolley wheels & bearing	(Crane) Performed on 09/27	592579	
Total					
Gantry No. 6 #2452	No		Pre-Ops P.M. & Weekly P.M.	(Crane) Performed on 09/05 & 10	589716
	Aug. 22-24		Fabricate mounting bracket for wind indicator (Digital/Analog) @ Machinery House Roof	(Welders) Performed on 09/07	590320
	No		Pre-Ops P.M. & Weekly P.M.	(Crane) Performed on 09/23	590768
	No		Mount & install digital & analog wind alarm at machinery house roof & wiring connection	(Crane) Perf. on 09/06, 07, 09, 18 & 19	591138
	No		Repair/replace nuts & bolts, splice plates (diagonal) on center support beam	(Welders) Performed on 09/05-14	591314
	No		Prep. Ops P.M. & Weekly P.M.	(Crane) Performed on 09/16	591736
	No		(Gantry #6) Needs to be straightened out	(Crane) To be performed next month	591824
	No		Adjust Wire Rope	(Welders) Performed on 09/18	591891
	No		Request to Adjust Spreader	(Welder) To be performed next month	591921
	No		Monthly Generator, Prev. Maintenance	(Crane) Performed on 09/19	592114
Sept. 26-28		Req. for Corrosion Control on the bottom stair/steps(Machine house to boom station)	(Preventive) To be perf. next month	592325	
Sept. 26-28		Req. to Paint/Primer/Top Coat nuts & bolts on splice plates of Diag. Center support Beam	(Preventive) To be perf. next month	592350	
Sept. 26-28		Main Hoist Wire Rope Change out	(Welders) Performed on 09/26-28	592392	
Sept. 26-28		Pre-Ops P.M. & Weekly P.M.	(Crane) To be performed next month	592421	
Sept. 26-28		Assisted Welders w/Hoist Wire Rope, Change out (Removed/drop, both sides, secured & adj.)	(Crane) Performed on 09/26, 27, & 28	592430	
		Fabricate Bracket	(Preventive) To be perf. next month	592472	
Total					

PORT AUTHORITY OF GUAM
EQUIPMENT MAINTENANCE / REPAIR DIVISION
CARGO HANDLING EQUIPMENT MAINTENANCE/REPAIR COST REPORT
SEPTEMBER FY2019

** Information is compiled from Daily Status Reports
via Crane/Preventive/Welder Section Supervisor/Leaders
and from Work Orders.

Data subject to change, as additional Work Orders are completed and inputted

Maintenance Control
(P/W/C/M/L/Janes)
As of 10/07/19

EQUIPMENT	DATES DOWNED	LOCATION	DISCREPANCIES	(SECTION) CORRECTIVE ACTION	Work Order #
Spreader #1	No		Check & Repair extend & retract for not working. Spreader, Preventive Maintenance	(Crane) Performed on 09/05 (Crane) Performed on 09/10	591023 592000 Total
Spreader #2	No		Check & repair the broken lock indicator light on Spreader	(Crane) Performed on 09/30	592991 Total
Spreader #3	No		Repair cracks on (L), Outer corner wear plate & L/S, inner (L) corner as per PBA inspection	(Welders) Completed last mon. 08/21	590864 Total
Spreader #4	No		Spreader Preventive Maintenance	(Crane) Performed on 09/10	591998 Total
Spreader #5	No		Req. to fabricate, weld & repair spreader track guide & Fab./Install bracket for hydraulic hoses. Check & Repair twistlock for not functioning properly.	(Welders) Performed on 09/09-14 (Crane) To be performed next month	590881 591015 Total
Spreader #6			No reported issues for the month of September		Total

EQUIPMENT/NUMBER	YEAR	ASSET ID.#	STATUS	DISCREPANCY	PLANNED CORRECTIVE ACTION	REPORT DOWN TIME	ESTIMATE
TRACTORS							
T-702 MAGNUM TT120 SN: T254L100V1A4A986	2001	2576	XXX	Beyond Economical Repair	TO BE SURVEYED		ON-LINE
T-741 MAGNUM TT120 SN: T254L100V1A4A5007	2001	2578	XXX	Beyond Economical Repair	TO BE SURVEYED		ON-LINE
T-749 MAGNUM TT120 SN: T254L100V1A4A5010	2001	2579	XXX	Beyond Economical Repair	TO BE SURVEYED		ON-LINE
TOTAL (3)			3				

EQUIPMENT/NUMBER	YEAR	ASSET ID.#	STATUS	DISCREPANCY	PLANNED CORRECTIVE ACTION	REPORT DOWN TIME	ESTIMATE
FORKLIFTS							
FL 08-165 HYSTER 10 TON H210HD SN: H007E018888F	2008	2046	XXX	Cab is severely Corroded	Need to Repair Structure of Cab WO 576907	2/14/2019	ON-LINE
FL 08-166 HYSTER 10 TON H210HD SN: H007E018899F	2008	2048	XXX	Cab is severely Corroded	Need to Repair Structure of Cab	2/14/2019	ON-LINE
TOTAL (2)			2				

EQUIPMENT/NUMBER	YEAR	ASSET ID.#	STATUS	DISCREPANCY	PLANNED CORRECTIVE ACTION	REPORT DOWN TIME	ESTIMATE
FORKLIFTS							
FL 08-168 HYSTER 2070N H450HD SN: A23E601602F	2009	2049	XXX	Muffler rusted off WO 550627 Body Severely Corroded WO 576827	Need to Repair Structure of Cab WO 576907 PENDING	2/13/2019	ON-LINE
TOTAL (1)			1				

EQUIPMENT/NUMBER	YEAR	ASSET ID.#	STATUS	DISCREPANCY	PLANNED CORRECTIVE ACTION	REPORT DOWN TIME	ESTIMATE
FORKLIFTS							
FL 17-170 HYUNDAI 10 TON FORKLETT TRUCK SN: HHHKHT05HG00000433	2017	2795	XXX				ON-LINE
FL 17-172 HYUNDAI 10 TON FORKLETT TRUCK SN: HHHKHT05DGH00000436	2017	3013	XXX				ON-LINE
FL 17-173 HYUNDAI 10 TON FORKLETT TRUCK SN: HHHKHT05TH00000437	2017	3014	XXX				ON-LINE
FL 17-174 HYUNDAI 10 TON FORKLETT TRUCK SN: HHHKHT05PH00000438	2017	3015	XXX				ON-LINE
TOTAL (4)			4				

EQUIPMENT/NUMBER	YEAR	ASSET ID.#	STATUS	DISCREPANCY	PLANNED CORRECTIVE ACTION	REPORT DOWN TIME	ESTIMATE
FORKLIFTS							
FL 17-169 HYUNDAI 20 TON FORKLETT TRUCK SN: HHHKH502JG00000164	2017	2796	XXX	Defective A/C	Note: Currently up-grounded due to A/C Pending Vendor to Assess A/C	6/5/2019	PENDING
FL 17-171 HYUNDAI 20 TON FORKLETT TRUCK SN: HHHKH802CH00000163	2017	3016	XXX				PENDING
TOTAL (2)			2				

EQUIPMENT/NUMBER	YEAR	ASSET ID.#	STATUS	DISCREPANCY	PLANNED CORRECTIVE ACTION	REPORT DOWN TIME	ESTIMATE
FORKLIFTS							
FL 08-40 HYSTER STON HS.00DX SN: A232R03678F	2008	2028	XXX				ON-LINE
FL 08-41 HYSTER STON HS.00DX SN: A232R03681F	2008	2031	XXX				ON-LINE
FL 08-42 HYSTER STON HS.00DX SN: A232R03683F	2008	2032	XXX				ON-LINE
FL 08-43 HYSTER STON HS.00DX SN: A232R03686F	2008	2030	XXX				ON-LINE
TOTAL (4)			4				

EQUIPMENT/NUMBER	YEAR	ASSET ID.#	STATUS	DISCREPANCY	PLANNED CORRECTIVE ACTION	REPORT DOWN TIME	ESTIMATE
FORKLIFTS							
FL 16-45 DOOSAN 5.5TON SN: FDB04-1240-02826	2016	2780	XXX				ON-LINE
FL 16-46 DOOSAN 5.5TON SN: FDB04-1240-02827	2016	2781	XXX				ON-LINE
FL 16-47 DOOSAN 5.5TON SN: FDB04-1240-02828	2016	2782	XXX	Wont Start	Mechanics conducting Diagnose WO#591218	9/4/2019	10/11/2019
FL 16-48 DOOSAN 5.5TON SN: FDB04-1240-02829	2016	2783	XXX				ON-LINE
TOTAL (4)			3				

EQUIPMENT/NUMBER	YEAR	ASSET ID.#	STATUS	DISCREPANCY	PLANNED CORRECTIVE ACTION	REPORT DOWN TIME	ESTIMATE
AIR STREET SWEEPER							
REGENERATIVE 2017 FREGHT LINER M2106 SCHARZE A4 STORM BODY	2017	2774	XXX	wof wont Start	batteries def pending supply stock Vendor: Pending delivery to P&G-Supply	9/20/2019	ON-LINE
TOTAL (1)			1				

EQUIPMENT/NUMBER	YEAR	ASSET ID.#	STATUS UP/DOWN	DISCREPANCY	PLANNED CORRECTIVE ACTION	REPORT DOWN TIME	ESTIMATE ON-LINE
ARTICULATING BOOM LIFT	2015	2706	XXX				
ARTICULATING BOOM LIFT 34FT SN: 300216234	2015	2707	XXX				
ARTICULATING BOOM LIFT 120FT SN: 300209110	2015	2707	XXX				
TOTAL (2)			2				

EQUIPMENT/NUMBER	YEAR	ASSET ID.#	STATUS UP/DOWN	DISCREPANCY	PLANNED CORRECTIVE ACTION	REPORT DOWN TIME	ESTIMATE ON-LINE
DIESEL FIRE PUMP	2010	2177	XXX				
DIESEL FIRE PUMP W/TRAILER SN: 0922831/1	2010	2178	XXX				
DIESEL FIRE PUMP W/TRAILER SN: 0922831/2	2010	2176	XXX	Control panel assy/Starter/Field Line etc.	WO#591795-Research with Vendor for Parts	9/17/2019	PENDING
DIESEL FIRE PUMP W/TRAILER SN: 0922831/3	2010	2176	XXX		Note: Awaiting Price Quote from Vendor		
TOTAL (3)			2				

EQUIPMENT/NUMBER	YEAR	ASSET ID.#	STATUS UP/DOWN	DISCREPANCY	PLANNED CORRECTIVE ACTION	REPORT DOWN TIME	ESTIMATE ON-LINE
CATERPILLAR PRIME POWER 455 KW GENSET LC-1	2014	1500251	XXX				
CATERPILLAR PRIME POWER 455 KW GENSET LC-4	2014	1500252	XXX				
CATERPILLAR PRIME POWER 459KW GENSET LC-2	2014	1500253	XXX				
CATERPILLAR PRIME POWER 725KW GENSET LC-4	2014	1500254	XXX				
CATERPILLAR PRIME POWER 500KW GENSET LC-5	2014		XXX				
CATERPILLAR PRIME POWER 500KW GENSET LC-5	2014		XXX				
CATERPILLAR PRIME POWER 500KW GENSET LC-5	2014		XXX	Def Main Board	Purchase Order #15760.05 RECEIVED on 10/7/19	6/14/2019	PENDING
TOTAL (7)			6				

EQUIPMENT/NUMBER	YEAR	ASSET ID.#	STATUS UP/DOWN	DISCREPANCY	PLANNED CORRECTIVE ACTION	REPORT DOWN TIME	ESTIMATE ON-LINE
KATOUGHT 500KW GENSET L-3	2005	1870	XXX				
TOTAL (1)			1				



PORT OF GUAM

ATURIDAT I PUETTON GUAHAN

Jose D. Leon Guerrero Commercial Port

1026 Cabras Highway, Suite 201, Piti, Guam 96925

Telephone: 671-477-5931/35 Facsimile: 671-477-2689/4445

Website: www.portguam.com



Lourdes A. Leon Guerrero

Governor of Guam

Joshua F. Tenorio

Lieutenant Governor

**Human Resources Division Report
September 30, 2019**

PORT AUTHORITY TRAVEL

Period covering August 22, 2019 to September 30, 2019:

- Port Federal Agency Partner's meeting on September 24 -27, 2019 in Washington DC.

BOARD OF DIRECTORS
Francisco G. Santos, Chairman
Nathan T. Taimanglo, Vice Chairman
Isa Marie C. Koki, Board Secretary
Maria D.R. Taitano, Member
Anthony P. Chargualaf, Member



Resolution No. 2019-10

RELATIVE TO PETITIONING THE PUBLIC UTILITIES COMMISSION (PUC) FOR THE APPROVAL OF THE AWARD TO N.C. MACARIO AND ASSOCIATES, INC. ON THE A/E DESIGN AND CONSULTING SERVICES FOR THE STRUCTURAL REPAIR OF EQMR, WAREHOUSE I AND WATERLINE

BE IT RESOLVED BY THE BOARD OF DIRECTORS OF THE PORT AUTHORITY OF GUAM:

WHEREAS, on January 8, 2019, the Port Authority of Guam (PAG) issued and published a Request for Proposal (RFP) RFP-PAG-019-003 to solicit qualified companies/firms to provide for architectural and engineering design, and consulting services for the structural repair of EQMR, Warehouse I and Waterline; and

WHEREAS, a total of seven (7) firms submitted their respective proposals on the submittal deadline of February 27, 2019; and

WHEREAS, after the evaluation process was concluded, it was determined that N.C. Macario and Associates, Inc. has met the minimum requirements and is consistent with the Guam Procurement Regulations; and


WHEREAS, the funding for the architectural and design, and consulting services of RFP-PAG-019-003 EQMR, Warehouse I and Waterline structural repairs is made possible through the Bond Indentures and Investment Projects; and

WHEREAS, on May 16, 2019, the Port Authority Board of Directors approved the contract award to N.C. Macario and Associates, Inc. for RFP-PAG-019-003 in the amount of One Million, Four Hundred Six Thousand, Four Hundred Twenty Seven and Forty-Eight Cents (\$1,406,427.48); now therefore be it

RESOLVED, the Port Authority Board of Directors authorizes Management to petition the Public Utilities Commission (PUC) to review and approve the award to N.C. Macario and Associates, Inc., in accordance with the Contract Review Protocol for the Port Authority of Guam; and be it further

RESOLVED, the Chairman certify to, and the Secretary attest to, the adoption hereof and that a copy of this resolution be sent to the Public Utilities Commission.

PASSED AND ADOPTED UNANIMOUSLY BY THE BOARD OF DIRECTORS THIS 10th DAY OF OCTOBER, 2019.


FRANCISCO G. SANTOS
CHAIRMAN, BOARD OF DIRECTORS
PORT AUTHORITY OF GUAM


ISA MARIE C. KOKI
SECRETARY, BOARD OF DIRECTORS
PORT AUTHORITY OF GUAM

