



**PORT OF GUAM**

ATURIDAT / PUETTON GUAHAN

**Jose D. Leon Guerrero Commercial Port**

1026 Cabras Highway, Suite 201, Piti, Guam 96925

Telephone: 671-477-5931/35 Facsimile: 671-477-2689/4445

Website: [www.portguam.com](http://www.portguam.com)



Eddie Baza Calvo  
Governor of Guam

Ray Tenorio  
Lieutenant Governor

**REGULAR MEETING OF THE BOARD OF DIRECTORS**

Jose D. Leon Guerrero Commercial Port

Tuesday, November 28, 2017

11:45 a.m.

**A G E N D A**

- I. CALL TO ORDER
- II. APPROVAL OF MINUTES
  - 1. October 25, 2017 – Regular Board Meeting
- III. PUBLIC COMMENTS:
  - a. Public Comments
  - b. Employee Comments
  - c. PAGGMA Association
- IV. GENERAL MANAGER'S REPORT
- V. OLD BUSINESS
- VI. NEW BUSINESS
  - 1. Legal Professional Services
  - 2. WSP - Environmental, Health & Safety Program Development
  - 3. Travel Authorization Request:
    - a. 2018 APP Winter Conference, January 10-12, 2018, Lahaina, Hawaii
    - b. Pacific Executive Leaders Program: Port Recovery Workshop, February 5-9, 2018, Honolulu, Hawaii
- VII. ADJOURNMENT



**PORT OF GUAM**

ATURIDAT / PUETTON GUAHAN

**Jose D. Leon Guerrero Commercial Port**

1026 Cabras Highway, Suite 201, Piti, Guam 96925

Telephone: 671-477-5931/35 Facsimile: 671-477-2689/4445

Website: [www.portguam.com](http://www.portguam.com)



Eddie Baza Calvo  
Governor of Guam

Ray Tenorio  
Lieutenant Governor

**MINUTES OF THE  
REGULAR MEETING OF THE BOARD OF DIRECTORS  
Wednesday, October 25, 2017**

**I. CALL TO ORDER**

There being a quorum, the regular meeting of the Board of Directors was called to order at 11:50 a.m., Wednesday, October 25, 2017. Present at the meeting were:

Francisco G. Santos, Chairman  
Oscar A. Calvo, Vice Chairman  
Melanie R. Mendiola, Board Secretary  
Maria D.R. Taitano, Member  
Nathan T. Taimanglo, Member  
Joanne M.S. Brown, General Manager  
Alfred F. Duenas, Deputy General Manager, Admin/Finance  
John B. Santos, Acting Deputy General Manager, Operations  
Atty. Darleen Hiton, Co-Counsel

Absent were DGMO Felix R. Pangelinan. Also present was Senator Frank Aguon office-TJ Quichocho; AM Insurance-Juan Muna, Kevin Javier; Pacific Daily News-Ginette Bocanegra and Port Management staff.

**II. APPROVAL OF MINUTES**

a. **September 26, 2017 – Regular Board Meeting:** Director Taitano made motion to approve the minutes of September 26, 2017 subject to correction. The motion was seconded by Director Mendiola and was unanimously passed.

**III. PUBLIC COMMENTS**

- a. **Public Comments:** None.
- b. **Employee Comments:** None.
- c. **PAGGMA Association:** PAGGMA Vice President Raymond Santos mentioned that the association is preparing for the Christmas Party scheduled for December 2, 2017 at Nikko Hotel.

#### IV. GENERAL MANAGER'S REPORT

The General Manager's report was provided for Board's information. The following key item(s) are noted as follows:

1. **Port Authority of Guam celebrates 42 years of service to the people of Guam:** The Port held its Opening Ceremony on October 16, 2017 in celebration of the Port's 42 years of service as an autonomous government agency. The Grand Finale was held on October 20, 2017. The General Manager thanked everyone for their contribution and participation to both events.

2. **Legislative Request for Further Information on Bill No. 157-34:** On September 20, 2017 Speaker Benjamin Cruz requested for additional information on the Port's bond program initiative. These include cost estimate to replace EQMR building and Warehouse 1; cost estimate to rehabilitate F-1 fuel pier; updated financials of the Port based on present market conditions; calculation and rationale of net present value savings for each of the loans; financial analysis on the potential reduction of proposed bond interest rates from 7% to 6%; cost-benefit analysis on the proposed new administration building; replacement of gantry 3; and other matters relating to the new tariff petition. Additional questions were also provided to the Port by Speaker Cruz on October 5, 2017 relative to existing Port loans, bond issuance and capital improvement projects. Management provided a response to Speaker Cruz addressing all the inquiries on October 13, 2017 which was also provided to the Board for their information.

3. **PUC Hearing on Port's Insurance Contract:** The Port received notice from the PUC of a regular business meeting to be held on Thursday, October 26, 2017 for PAG Docket 18-01 Approval of Insurance Contract for the Port. Management will be in attendance.

4. **PUC Meeting on PAG Docket 17-02, Review of Updated Lease Rates:** Management attended the PUC meeting on September 28, 2017 regarding the Port's petition on new lease rates guided by Public Law 30-19. The new lease rates were for the purpose of office space, warehouse space and open space. At the recommendation of the Administrative Law Judge, the PUC Commissioners approved the Port's rates per square foot for office space at \$1.97, warehouse space \$0.92 and open space \$0.56. Management issued a notice to all port tenants of the newly adopted lease rates on September 29, 2017.

5. **Billing for PAG Docket 16-01, Complaint by Cementon Micronesia and Annual Assessment Fee for 2018:** PUC dismissed the complaint filed by Cementon Micronesia (PAG Docket 16-01) and had ordered Cementon and the Port to each pay one-half of the PUC's regulatory fees and expenses to include other associated fees. On October 9, 2017, the Port received an invoice in the amount of \$10,651.61 which is half the total cost of the Cementon proceedings with Cementon to pay the other half of a total of \$21,303.21. The Port also received a PUC invoice for its annual assessment for 2018 in the amount of \$98,760.00.

6. **Notice to all Shipping Agents and Port Users on 2<sup>nd</sup> Year Tariff Implementation for 2018:** The Port provided a notice to all shipping agents and port users on October 20, 2017 regarding the second year rate increase under the Port's 5-year tariff to be



implemented on January 1, 2018. The tariff rate will increase by another 7% to exclude crane recovery charge, fuel storage, throughput and bunkering fees. The first rate increase under the Port's 5-year tariff also at 7% was implemented earlier this year on June 1, 2017. The remaining three years of the tariff will increase at a rate of 1% for each year.

7. **US Department of Interior Fish and Wildlife Service Grant Award to Demolish Dock B at the Agat Marina:** With collaborative efforts from the Department of Agriculture and the Port Authority, the U.S. Department of Interior Fish and Wildlife Service by way of the Sports Fish Restoration Program, a grant award was made in the amount of \$99,311.00. The project award is for the demolition of dock B at the Agat Marina.

8. **US Department of Interior Fish and Wildlife Service Grant Award to Renovate the Harbor of Refuge:** With the joint efforts from the Department of Agriculture and the Port Authority, the U.S. Department of Interior Fish and Wildlife Service approved a grant award for the renovation of the Harbor of Refuge, Phase 4. This phase consist of restoring thirty moorings, and to install a portable pumpout system.

## V. OLD BUSINESS

There were no old business discussed.

## VI. NEW BUSINESS

1. **Ratification of Resolution Nos. 2017-03 thru 2017-20 (PAG Retirees):** Director Mendiola made motion to ratify Resolution Nos. 2017-03 thru 2017-20 relative to commending and congratulating Port retirees on their retirement from the Jose D. Leon Guerrero Commercial Port. Motion was seconded by Director Taitano and was unanimously approved.

2. **Resolution No. 2017-21 Insurance Coverage:** The Vice Chairman made motion to approve Resolution No. 2017-21 relative to approving the Port Authority of Guam's insurance coverage, seconded by Director Taimanglo. Motion was unanimously approved.

3. **Legal Professional Services:** Mr. Alfred F. Duenas, Deputy General Manager of Admin/Finance (DGMA) mentioned that in review of the legal billing for the month September revealed that such billing has exceeded the threshold of the contract. In accordance with the Professional Services Agreement for legal representation, Section III Compensation, the consultant's monthly billings shall not exceed the sum of \$70,000.00 per month without prior written approval or subsequent ratification by the Port Board of Directors. September billing has a variance of \$29,753.16. As such, management requests for Board ratification of the difference in the legal invoice for the month of September 2017. Additionally, request is also being made to transfer the sum of \$44,350.00 from the Insurance Consultant account to Legal Service account to cover the shortfall. Director Taimanglo noticed that Board approval for additional funds to support legal professional services occurs almost every month. He asked management to indicate the reasons for such a request. The General Manager replied that legal counsel provides the Port with a breakdown of all ongoing cases. She mentioned there are pending cases



before the Superior Court and the Supreme Court of Guam involving the Port Authority. The General Manager said as reported earlier, there is also the PUC case on Cementon Micronesia involving the Port which was unanticipated. She mentioned that for those unanticipated legal issues, legal counsel has to represent the Port to properly ensure this agency is protected.

Director Taimanglo made motion to ratify the variance in legal services for the month of September at \$29,753.16, seconded by the Vice Chairman. Motion was unanimously approved.

Director Taitano made motion to authorize the budget transfer of \$44,350.00 from the Insurance Consultant account to Legal Service account to cover the shortfall. Motion was seconded by Director Taimanglo and was unanimously approved.

4. **Port Fleet Management:** The DGMA mentioned that the Port Authority currently has tracking devices installed in ten of its port official vehicles done by TrackMe Guam and the Port would like to extend the coverage to all port fleet which includes cargo handling equipments. The tracking management solution provides for a reduced fuel, maintenance and operations costs, increased employee productivity and safety, improved efficiency and utilization of fleet, user accountability, vehicle recovery assistance, vehicle maintenance and service controls and knowledge of routes and destinations. He said the total cost for the tracking system is \$71,824.00 and request for Board authorization to move forward with the program. If approved, management is also requesting budget transfer of \$72,365.00 to fund the tracking system. The DGMA mentioned that the Port anticipates to receiving other port equipments soon, so the difference of \$541.00 is to include those equipments into the program.

The Vice Chairman made motion to authorize management to proceed forward with the acquisition and installation of tracking devices for all port fleet and also approves the budget transfer of \$72,365.00 from the accounts of PUC Fee and IT Personnel Vacancy to Equipment account. Motion was seconded by Director Taitano and was unanimously approved.

5. **Renovation of PAG Engineering, Safety and Stevedore Offices:** The DGMA mentioned that the renovation of the Port's divisional offices has commenced and during the demolition stage, it was found that additional work is needed. Additional work includes replacement of electrical wiring outlets and light fixtures; replacement of floor joist due to termite infestation and water damage; replacement of entrance doors; and repair of additional steel columns. He said the amount for this project is \$76,295.84. Director Taitano asked for the original amount. The DGMA replied \$349,000.00.

Director Mendiola made motion to authorize additional funding in the amount of \$76,295.84 from the CIP account for the renovation of the Port's engineering, safety and stevedore offices, seconded by the Vice Chairman. Motion was unanimously approved.

6. **Performance Evaluation Deputy General Manager of Operations:** There were no objections made by the Board on the performance evaluation of the Deputy General Manager of Operations as reported by the General Manager.

7. **Performance Evaluation Deputy General Manager of Admin/Finance:** There were no objections made by the Board on the performance evaluation of the Deputy General Manager of Administration and Finance as reported by the General Manager.

8. **Travel Accommodations:**

- a. **Federated Shipping Company Terminal Operator: Cargo and Security Workshop, October 29 – November 4, 2017, Pohnpei, FSM**

Director Taitano made motion to approve the travel authorization request as presented or as otherwise designated by the General Manager, seconded by Director Taimanglo. The motion was unanimously approved.


**VII. ADJOURNMENT**

There being no further business to discuss, it was moved by the Vice Chairman and seconded by Director Taitano to adjourn the meeting at 12:35 p.m. The motion was unanimously passed.



MELANIE R. MENDIOLA, Board Secretary  
Board of Directors

APPROVED BY:



FRANCISCO G. SANTOS, Chairman  
Board of Directors





**FEDERAL GRANT/LOANS & LOCAL FUNDING PROGRAMS**  
**FY2017 Port Modernization Plan**  
**Grant Strategy - Monthly Update**

November 27, 2017

Summary Sheet of Funding/Financing

Port Modernization	Approved Amount	Expenditures	Remaining Balance	NOTES
Modernization	\$ 59,880,000.00	\$ 47,088,167.09	\$ 12,791,832.91	\$48.5M Port Enterprise Fund / \$10M US DOT TIGER GRANT H-Wharf
Security	\$ 1,999,155.00	\$ 171,585.53	\$ 1,827,569.47	
Marinas	\$ 595,703.00	\$ -	\$ 595,703.00	Boating Infrastructure Grants
Port Police	\$ 14,500.00	\$ -	\$ 14,500.00	Section 402 Highway Safety Funds
<b>Grand Totals:</b>	<b>\$ 62,489,358.00</b>	<b>\$ 47,259,752.62</b>	<b>\$ 15,229,605.38</b>	

Applications Pending	Requested Amount			NOTES
PAG Facilities Hardening Project	\$ 762,171.52			USDHS FEMA
<b>Grand Totals:</b>	<b>\$ 762,171.52</b>			

**PORT AUTHORITY OF GUAM - FEDERAL GRANT FUNDING PROGRAMS**  
Monday, November 27, 2017

**I. Port Modernization**

ITEM	GRANT #	PROJECT NAME	Federal or Local Agency	Notice to Proceed	% Completed	Award Date / End Date	Award Amount	Draw Down Submitted	Remaining Balance	STATUS:
FY2010-01	Port Enterprise Fund	Guam Commercial Port Improvement Program	DOD to DOT Maritime Administration Agency (MARAD)	09/21/10	94.5%	9/21/2010 - 9/21/2015	\$ 48,500,000.00	\$ 45,840,578.39	\$ 2,659,421.61	As of April 7, 2017, remaining balance is to be dedicated to the procurement of additional yard equipment
FY2015-02	GR0706-15-21	Owner's Agent Engineer Support Services	Office of Economic Adjustment (OEA) DOD		90.4%	12/31/2016 Extension approved 12/31/2017 Extension approved 12/31/2018	\$ 1,380,000.00	\$ 1,247,588.70	\$ 132,411.30	1-year grant extension request was submitted and approved. Grant performance period end date is now 12/31/2018. Contract renewal with OAE until Sept. 8, 2018 processed. Task Order 2 services ongoing.
FY2016-01	DTMA9161600007	Rehabilitation of "H" Wharf	US DOT		0.0%	7/29/2016	\$ 10,000,000.00	\$ -	\$ 10,000,000.00	PAG concurrently working to address bond financing. MARAD met with management and staff and conducted a site visit of H Wharf on Sept. 19, 2017.
GRAND TOTAL GRANTS FOR MODERNIZATION:							61.6%	\$ 59,880,000.00	\$ 47,088,167.09	\$ 12,791,832.91

**II. SECURITY**

ITEM	GRANT #	PROJECT NAME	Federal or Local Agency	Notice to Proceed	% Completed	Award Date / End Date	Award Amount	Draw Down Submitted	Remaining Balance	STATUS:
FY2014-02	EMW-2014-PU-00572	PAG Critical Infrastructure Cyber Security Assessment	FEMA Port Security Grant Program	Waiting on USDHS/FEMA grant award documents	98.7%	09/01/2014 - 08/31/2016 *Extension approved 08/31/2017	\$ 157,500.00	\$ 155,398.17	\$ 2,101.83	The development of the policy and Procedures has started with IT coordinating the work with the Port's Cyber Security Consultant DMH and Secure Works.
FY2015-01	EMW-2015-PU-00261	Maintenance and Sustainment Contract for the Port Command Center Port-Wide CCTV and Access Control Systems	FEMA Port Security Grant Program	30-Sep-15	9.1%	09/01/2015 - 08/31/2018	\$ 178,070.00	\$ 16,187.36	\$ 161,882.64	Monthly PM and cleaning continues to be performed by Secure Safe. On another note, the Port has requested a price estimate from Secure Safe for the removal and relocation of 6 cameras from the Old Gate House to the new Gate Terminal.
FY2015-02	EMW-2015-PU-00261	Upgrade and Refurbishment of Existing Damaged Security Light Poles and Fixtures at Strategic Port Locations	FEMA Port Security Grant Program	30-Sep-15	0.0%	09/01/2015 - 08/31/2018	\$ 317,827.00	\$ -	\$ 317,827.00	1. Phase II Yard Lighting project completed by Canton Construction. 2. Site visit for the installation of external flood lights at Warehouse 1 and Cabras Marine buildings were performed on Nov. 21, 2017 with 5 local vendors participating. Anticipated submission of all bids is on Nov. 29, 2017 with a possible award to be announced on the third week of December 2017.
FY2015-01	FEMA Hazard Mitigation Assistance Grant Program	PAG Warehouse 1 Hardening Project	FEMA Hazard Mitigation Program	Waiting on USDHS/FEMA grant award documents	0.0%		\$ 75,629.00	\$ -	\$ 75,629.00	Construction on the replacement of 3 roll up doors and windows is ongoing and performed by BBR Micronesia Construction.
FY2016-01	EMW-2016-PU-00533-501	Acquisition & Installation of Additional Cameras at Strategic Port Facilities.	FEMA Port Security Grant Program	Waiting on USDHS/FEMA grant award documents	0.0%		\$ 174,644.00	\$ -	\$ 174,644.00	Status Quo - Digital cameras SOW being finalized and will be packaged as PRs in November 2017.
FY2016-02	EMW-2016-PU-00533-501	Upgrade & Refurbishment of Existing Damaged Security Light Poles at Strategic Port Locations	FEMA Port Security Grant Program	Waiting on USDHS/FEMA grant award documents	0.0%		\$ 475,216.00	\$ -	\$ 475,216.00	SOW development ongoing. Anticipated completion is mid- December 2017. Procurement process will commence immediately thereafter.
FY2017-01	EMW-2017-PU-00177-501	Refurbishment and Hardening of Load Center Buildings Housing Prime Power Generators	FEMA Port Security Grant Program	Awarded on Sept. 1, 2017	0.0%		\$ 384,469.00	\$ -	\$ 384,469.00	SOW is being developed by Engineering in coordination with the Strategic Planning Division. Anticipate to have a completed draft on or before December 31, 2017.
FY2017-02	EMW-2017-PU-00177-501	Maintenance and Sustainment Contract for Prime Power Generators	FEMA Port Security Grant Program	Awarded on Sept. 1, 2017	0.0%		\$ 179,550.00	\$ -	\$ 179,550.00	Currently working with Procurement, and Maintenance Divisions to complete a draft Scope of Work and Specifications.
FY2017-03	EMW-2017-PU-00177-501	US Coast Guard Multi-Agency National Association of State Boating Law Administrators (NASBLA) Training for Port Police	FEMA Port Security Grant Program	Awarded on Sept. 1, 2017	0.0%		\$ 56,250.00	\$ -	\$ 56,250.00	Currently working with Port Police to execute this training.
GRAND TOTAL FOR SECURITY:							18.0%	\$ 1,999,155.00	\$ 171,585.53	\$ 1,827,569.47



### III. MARINAS

ITEM	GRANT #	PROJECT NAME	Federal or Local Agency	Notice to Proceed	% Completed	Award Date / End Date	Award Amount	Draw Down Submitted	Remaining Balance	STATUS:
FY2014-03	F14AP00191	Renovation of the Guam Harbor of Refuge Phase 2 - A/E Design, Repairs to Mooring, Acquisition of Pump out System & Shelter/Housing	DOI/F&WS/Dept. of Ag/DAMR	Pending Approval of Revised MOU	0.0%	10/25/2013 - 9/30/2018	\$ 86,181.00	\$ -	\$ 86,181.00	Supplemental Site Assessment was approved by DoFAg. \$54,931.00 Applied to Indirect Cost as indicated on Work Request. PAG to proceed with procurement process for the construction of Pump Out Facility. SOW completed. DoFAg to develop revised MOU. PAG Legal Counsel completed review of MOU, advised DoFAg to finalize for agency signature(s). Pending revised MOU from DoFAg.
FY2016-01	F16AP00261	Harbor of Refuge Moorage Repairs - Phase 3	DOI/F&WS/Dept. of Ag/DAMR	Pending Approval of Revised MOU	0.0%	11/1/2015 - 9/30/2018	\$ 200,000.00	\$ -	\$ 200,000.00	Pending revised MOU from DoFAg.
FY2017-01	F17AP00486	Harbor of Refuge Moorage Repairs - Phase 4	DOI/F&WS/Dept. of Ag/DAMR	Pending Approval of MOU		10/1/2017 - 9/30/2018	\$ 200,000.00	\$ -	\$ 200,000.00	Pending revised MOU from DoFAg.
FY2016-02	F16AP00566	Agat Marina Demolition of Dock B	DOI/F&WS/Dept. of Ag/DAMR	11/17/16	0.0%	6/1/2015 - 9/30/2018	\$ 109,522.00	\$ -	\$ 109,522.00	Revised MOU is pending approval.
GRAND TOTAL FOR MARINAS:							\$ 595,703.00	\$ -	\$ 595,703.00	

### IV. PORT POLICE HIGHWAY SAFETY

ITEM	GRANT #	PROJECT NAME	Federal or Local Agency	Authorization to Proceed	% Completed	Award Date / End Date	Award Amount	Draw Down Submitted	Remaining Balance	STATUS:
FY2018-01	18X3204029SUL8	Port Police - Section 402 Highway Safety Funds - Operation A'dai He Hho (March Out)	Department of Public Works/Office of Highway Safety	Pending	0.0%	10/1/2017 - 9/30/2018	\$ 14,500.00	\$ -	\$ 14,500.00	
GRAND TOTAL FOR HIGHWAY SAFETY:							\$ 14,500.00	\$ -	\$ 14,500.00	

### V. OTHER - POTENTIAL FUTURE GRANTS

ITEM	POTENTIAL FUTURE GRANTS	PROJECT NAME	Federal or Local Agency	COMMENTS			PAG Estimated Cost Share/Matching	Federal Cost Share	Total Amount	STATUS:
FY2016-01	Submitted 08/28/2015	PAG Facilities Hardening Project	USDHS FEMA				\$ 190,542.88	\$ 571,628.64	\$ 762,171.52	Subject for review and approval
Potential Future Grants:							\$ 190,542.88	\$ 571,628.64	\$ 762,171.52	



**PORT OF GUAM**

ATURIDAT I PUETTON GUAHAN

**Jose D. Leon Guerrero Commercial Port**

1026 Cabras Highway, Suite 201, Piti, Guam 96925

Telephone: 671-477-5931/35 Facsimile: 671-477-2689/4445

Website: [www.portguam.com](http://www.portguam.com)



Eddie Baza Calvo  
Governor of Guam  
Ray Tenorio  
Lieutenant Governor

## **FINANCE-YTD- September 2017**

Financial Highlights

Income Statement

Balance Sheet

Accounts Receivable Aging Summary Report

Accounts Payable Summary

Budget Lift/Transfer Monthly Activities

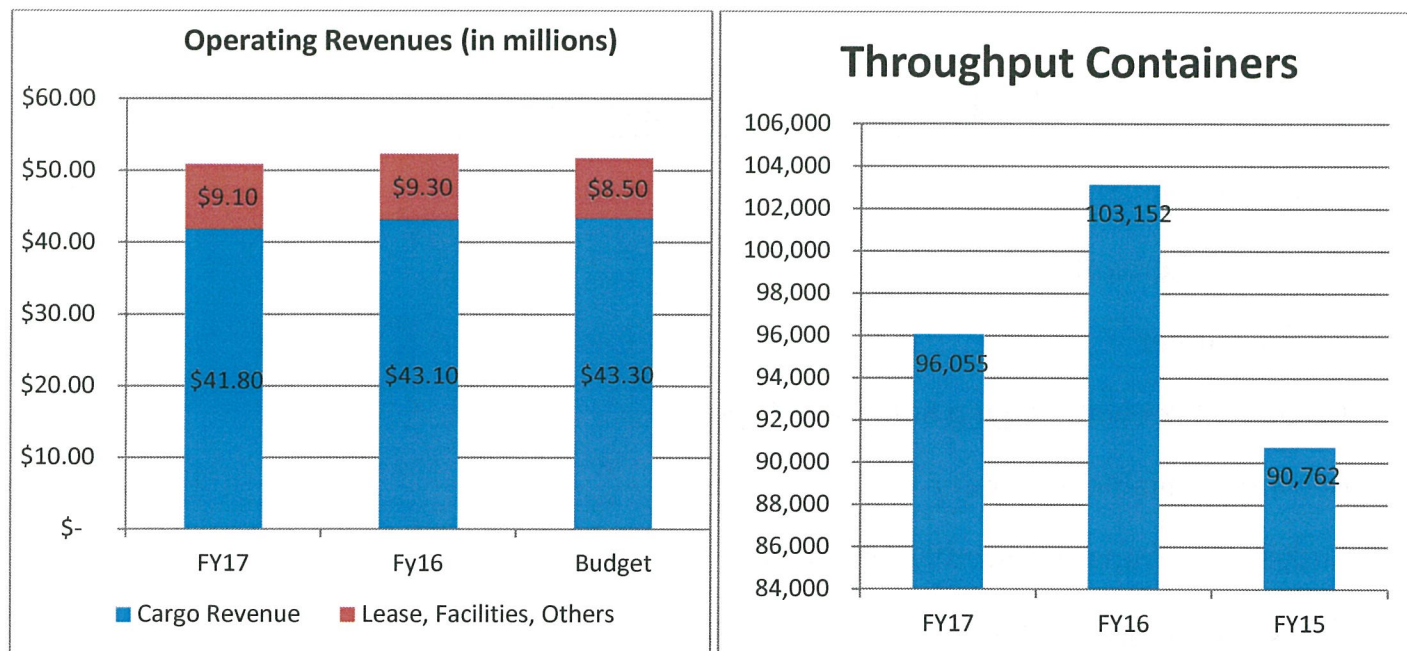
Crane Surcharge Ledger

Facility Maintenance Ledger



## Financial Highlights – YTD September FY2017

### Operating Performance:



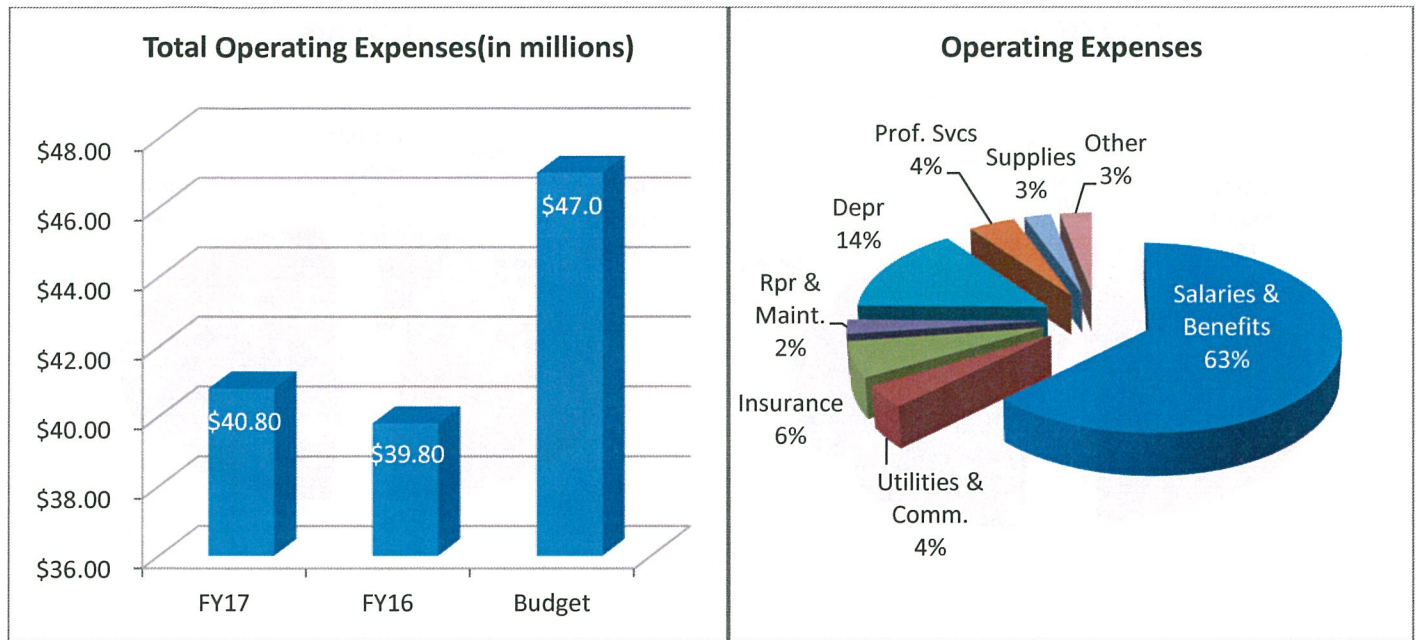
Total Operating Revenues as of September 2017 was \$50.9 million, which consist of \$41.8 million in cargo revenues and \$9.1 million in Facilities, Leases, and Other Services.

FY17 YTD cargo revenue is 3% lower than last year's total (\$43.1 mil) and 4% lower than Budget (\$43.3 mil).

FY17 YTD Facilities, Leases, and Other Services as of September is 2% lower than last year (\$9.3 mil) and 7% higher than budget (\$8.5 mil).

Overall Operating Revenues as of September is 2% lower than Budget (\$51.8 mil) and 3% lower than last year's year to date September (\$52.4 mil).

Total number of containers handled as of September 2017 was 96,055 which is 7% lower compared to last year September total 103,152. **Compared to FY15 the number of containers handled increased 6%.**



Total Operating Expenses as of September 2017 was \$40.8 million, which is 13% lower than Budget (\$47 mil) and 2% higher than last year's total operating expenses (\$39.8 mil).

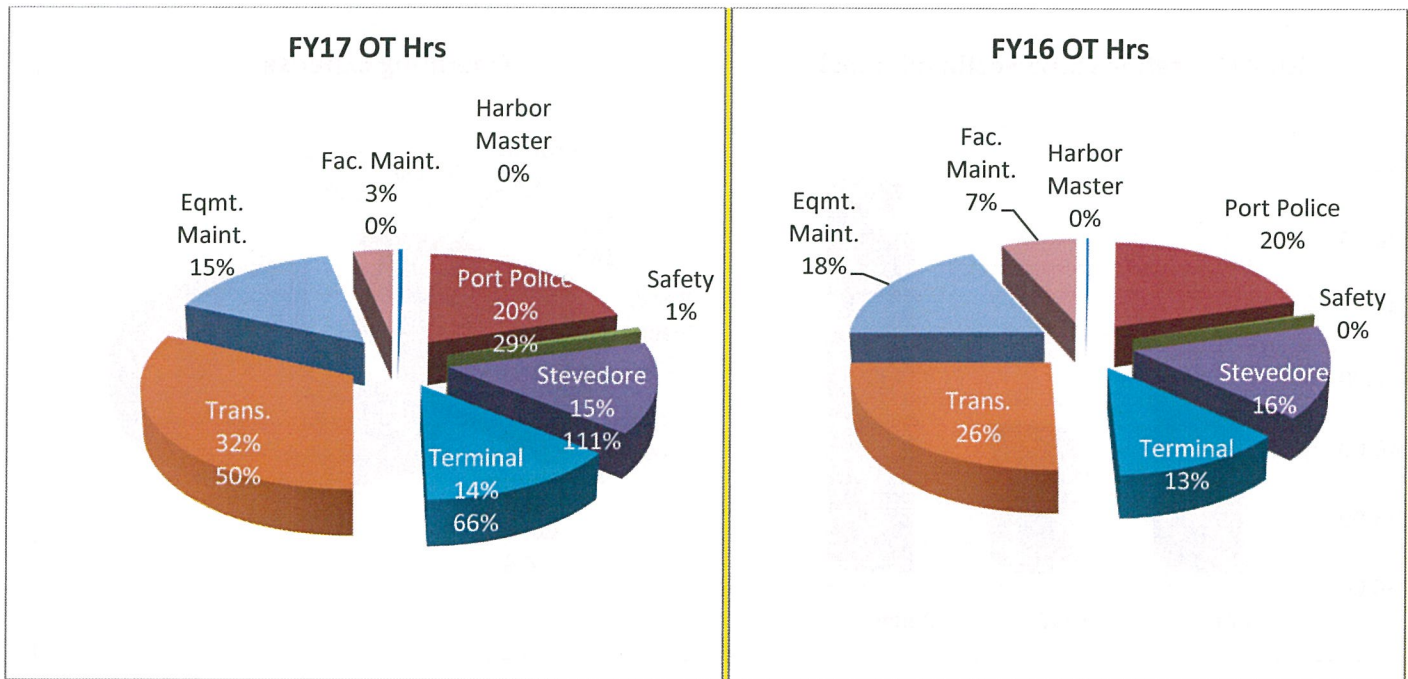
Total Overtime as of September 2017 was \$1.7 million which is 3% higher than last year September (\$1.6 million). Direct Labor Revenue as of September was \$3.2 million, which is 2% higher than last year and 1% lower than budget. Direct Labor charges are for services performed by Port employees under special service request and differentials under the throughput.

Below is the breakdown of overtime for each division/section for FY17 and FY16 as of September:

Section	FY17	FY16	Budget 4th Qtr	OT Revenue
Harbor Master	6,434	3,991	10,000	0
Port Police	325,853	324,979	250,000	95,000
Safety	12,441	5,199	7,000	0
Stevedore-Cargo Handling	239,113	246,611	219,000	265,063
-Rigger	982	7,187	5,000	2,222
Terminal	232,357	206,272	230,000	154,440
Transportation-Superintendent	60,795	63,427	75,000	0
-Crane Operator	131,184	116,237	156,000	43,396
-Equipt Operator	288,595	208,946	244,000	220,315
-Dispatcher	44,170	25,021	42,000	0
Maint.-Crane Maint.	104,004	114,428	95,000	0
-Preventive Maint.	80,532	37,005	40,000	0
-Fleet Maint.	11,660	92,710	60,000	0
-Welders	50,890	51,912	40,000	0
Facility Maint.-Building	18,495	9,242	23,000	0
-Elect./Refr.	37,265	101,189	62,000	0
Finance	25,675	20,729	17,000	917
Human Resources	4,759	1,481	0	0
Procurement	3,860	599	0	0
Information Technology	11,033	1,352	10,000	0
TOTAL	1,690,097	1,638,517	1,585,000	781,353

Port Police OT Revenue is due to Passenger Vessels or under special service request. Electrician revenue is due to special service requests.





Year to date Operating Revenues minus the Year to date Operating Expenses resulted to an Operating Income of \$10.1 million as of September 30, 2017.

Non Operating Revenues and Expenses consist of the following: \$3 million-Retirement contribution for COLA, Supplemental and Medical/Dental/Life Insurance expenses, \$1.1 million-Interest expense on loans and \$55k Interest Income. The net total of non operating expenses and revenues as of September is a negative \$4 million.

The Total Net Income as of September is \$6.07 million.

**Accounts Receivable Trade (net)** as of September 30, 2017 is \$6.8 million.

Aging Status is as follows: 73% - Current, 6% - over 30 days, 6% - over 60 days, 2% - over 90 days and 13% - over 120 days.

**Accounts Payable Trade** as of September 30, 2017 is \$2.2 million which is 19% higher than last month ending balance of \$1.9 million.

Current Month  
Actual

Current Month		Last Year		%		Budget		%		CARGO THROUGHPUT REVENUES		Year to Date		Last Year to Date	
Actual	%	Actual	%	Chng		Chng		Actual	%	Actual	%	Chng	Budget	%	Budget
OPERATING REVENUES															
CARGO THROUGHPUT REVENUES															
1,306,847	25.5%	564,287	13.5%	496,617	1.63	CT-CHASSIS		16,427,550	32.3%	6,390,462	12.2%	157.1%	6,008,622	1.73	
156,926	3.1%	852,424	20.4%	1,117,813	(0.86)	CT-GROUND		2,396,551	4.7%	12,786,017	24.4%	-81.3%	13,524,534	(0.82)	
148,112	2.9%	113,540	2.7%	57,889	1.56	CT-BREAKBULK		832,308	1.6%	1,262,673	2.4%	-34.1%	933,816	(0.11)	
1,560	0.0%	132	0.0%	(427)	(4.65)	CT-UNITIZED		7,676	0.0%	12,132	0.0%	-36.7%	4,290	0.79	
	0.0%				-	CT-TUNA			0.0%		0.0%	0.0%		-	
48,238	0.9%	19,425	0.5%	26,525	0.82	CT-RO/RO		517,900	1.0%	741,567	1.4%	-30.2%	549,084	(0.06)	
12,286	0.2%	19,502	0.5%	6,306	0.95	CT-STUFFING/DEVAN		71,406	0.1%	81,045	0.2%	-11.9%	66,762	0.07	
7,863	0.2%	2,522	0.1%	1,036	6.59	CT-HEAVYLIFT		28,645	0.1%	30,998	0.1%	-7.6%	22,302	0.28	
12,288	0.2%	(89)	0.0%	(89)	(139.07)	CT-LENGTH		14,614	0.0%	1,168	0.0%	1151.2%	240	59.89	
7,983	0.2%	8,082	0.2%	(1,397)	(6.71)	OUT-OF-GAUGE CARGO (00G)		88,070	0.2%	174,432	0.3%	-49.5%	82,122	0.07	
CARGO THROUGHPUT REVENUES															
1,702,104	33.2%	1,579,914	37.9%	1,704,273	(0.00)	OTHER CARGO RELATED REVENUES		20,384,719	40.1%	21,480,494	41.0%	-5.1%	21,191,772	(0.04)	
OTHER CARGO RELATED REVENUES															
	0.0%	3,021	0.1%	(1,541)	(1.00)	LIFT ON/LIFT OFF		1,942	0.0%	33,714	0.1%	-94.2%	7,908	(0.75)	
	0.0%	556	0.0%	(4,472)	(1.00)	PRESLUNG		699	0.0%	65,863	0.1%	0.0%	2,844	(0.75)	
	0.0%				-	EXPORT SCRAP CONTAINER			0.0%		0.0%	0.0%		-	
259,519	5.1%	203,852	4.9%	280,939	(0.08)	TRANSSHIP CONTAINERS		3,355,002	6.6%	3,498,937	6.7%	-4.1%	3,553,032	-0.055736	
13,910	0.3%	8,940	0.2%	11,694	0.19	OVERSTOWED CONTAINERS		159,136	0.3%	116,550	0.2%	36.5%	129,558	0.23	
388	0.0%		0.0%	286	0.36	SHIFTED CONTAINERS		2,701	0.0%	2,956	0.0%	-8.6%	3,540	(0.24)	
1,911	0.0%	2,084	0.0%	(1,075)	(2.78)	RIGGED CONTAINERS		17,891	0.0%	37,561	0.1%	-52.4%	12,288	0.46	
9,340	0.2%	9,243	0.2%	11,498	(0.19)	REEFER CNTR-PLUG/UNPLUG		121,055	0.2%	118,772	0.2%	1.9%	130,272	(0.07)	
304,709	5.9%	228,658	5.5%	274,750	0.11	DIRECT LABOR BILLED		3,250,763	6.4%	3,174,219	6.1%	2.4%	3,298,284	(0.01)	
18,828	0.4%	21,684	0.5%	19,589	(0.04)	EQUIPMENT RENTAL		184,731	0.4%	234,837	0.4%	-21.3%	228,006	(0.19)	
70,509	1.4%	38,957	0.9%	64,343	0.10	PORT FEES & DOCKAGE		597,914	1.2%	488,076	0.9%	22.5%	616,104	(0.03)	
390,500	7.6%	353,113	8.5%	401,983	(0.03)	WHARFAGE		4,986,049	9.8%	4,930,170	9.4%	1.1%	4,966,212	0.00	
53,799	1.0%	48,284	1.2%	55,573	(0.03)	FUEL SURCHARGE		681,866	1.3%	711,293	1.4%	-4.2%	704,472	(0.03)	
17,734	0.3%	14,522	0.3%	49,354	(0.64)	MARITIME SECURITY FEE		424,467	0.8%	212,147	0.4%	100.1%	405,960	0.05	
138,314	2.7%	118,427	2.8%	117,767	0.17	FACILITY MAINTENANCE FEE		1,532,048	3.0%	1,745,696	3.3%	-12.2%	1,589,556	(0.04)	
453,560	8.8%	452,827	10.9%	557,848	(0.19)	CRANE SURCHARGE		6,092,371	12.0%	6,284,894	12.0%	-3.1%	6,485,430	(0.06)	
OTHER CARGO RELATED REVENUES															
1,733,021	33.8%	1,504,169	36.1%	1,838,536	(0.06)	OTHER CARGO RELATED REVENUES		21,408,456	42.1%	21,655,685	41.3%	-1.1%	22,133,466	(0.03)	
3,435,124	67.0%	3,084,084	73.9%	3,542,809	(0.03)	OPERATING REVENUES		41,793,175	82.2%	43,136,179	82.3%	-3.1%	43,325,238	(0.04)	

**Port Authority of Guam  
Income Statement  
With Budget Comparison (Unaudited)  
12 Months Ending 093017**

Current Month		Last Year		Year to Date		Last Year to Date	
Actual	%	Actual	%	Actual	%	Actual	%
NON OPERATING REVENUES							
FACILITIES							
165,092	3.2%	144,882	3.5%	1,260,225	2.5%	1,545,138	2.9%
285,747	5.6%	143,450	3.4%	2,750,951	5.4%	2,883,168	5.5%
27,420	0.5%	-	0.0%	93,295	0.2%	102,000	0.2%
128,517	2.5%	166,935	4.0%	1,070,265	2.1%	1,124,343	2.1%
842,283	16.4%	397,423	9.5%	1,550,116	3.0%	1,153,155	2.2%
4,523	0.1%	5,203	0.1%	61,064	0.1%	49,847	0.1%
2,974	0.1%	3,264	0.1%	38,675	0.1%	40,580	0.1%
1,775	0.0%	785	0.0%	12,985	0.0%	15,295	0.0%
24,096	0.5%	21,834	0.5%	270,089	0.5%	260,355	0.5%
2,680	0.1%	2,823	0.1%	33,446	0.1%	37,128	0.1%
191,141	3.7%	182,829	4.4%	1,661,076	3.3%	1,579,197	3.0%
1,676,250	32.7%	1,069,427	25.6%	8,802,186	17.3%	8,790,207	16.8%
FACILITIES							
OTHER FEES & SERVICES							
CLAIMS FEE							
0.0%	0.0%	57	0.0%	57	0.0%	57	0.0%
BULK SCRAP							
0.0%	0.0%	-	0.0%	603	0.0%	-	0.0%
PASSENGER SERVICE							
107	0.0%	-	0.0%	31,144	0.1%	16,762	0.0%
2,764	0.1%	1,605	0.0%	30,190	0.1%	25,063	0.0%
12,493	0.2%	9,006	0.2%	117,125	0.2%	126,458	0.2%
1,215	0.0%	6,824	0.2%	76,476	0.2%	74,040	0.1%
OTHER FEES & SERVICES							
16,579	0.3%	17,491	0.4%	255,595	0.5%	242,378	0.5%
560	0.0%	260	0.0%	1,957	0.0%	13,444	0.0%
ADMINISTRATIVE FEES & SERVICES							
REIMBURSEMENTS							
FEDERAL REIMBURSEMENT							
-	0.0%	-	0.0%	-	0.0%	-	0.0%
EARTHQUAKE INSURANCE							
-	0.0%	-	0.0%	20,457	0.0%	256,506	0.5%
TYPHOON INSURANCE							
-	0.0%	-	0.0%	-	0.0%	-	0.0%
OTHER REIMBURSEMENT							
-	0.0%	-	0.0%	-	0.0%	-	0.0%
REVENUE MINIMUM CHARGE							
-	0.0%	-	0.0%	-	0.0%	-	0.0%
REIMBURSEMENTS							
-	0.0%	-	0.0%	20,457	0.0%	256,506	0.5%
NON OPERATING REVENUES							
1,693,390	33.0%	1,087,178	26.1%	9,080,195	17.8%	9,302,535	17.7%
5,128,514	100.0%	4,171,262	100.0%	50,873,370	100.0%	52,438,714	100.0%
TOTAL REVENUES							
NON OPERATING REVENUES							
TOTAL REVENUES							
TOTAL REVENUES							
TOTAL REVENUES							
TOTAL REVENUES							
TOTAL REVENUES							
TOTAL REVENUES							
TOTAL REVENUES							
TOTAL REVENUES							
TOTAL REVENUES							
TOTAL REVENUES							
TOTAL REVENUES							
TOTAL REVENUES							
TOTAL REVENUES							
TOTAL REVENUES							
TOTAL REVENUES							
TOTAL REVENUES							
TOTAL REVENUES							
TOTAL REVENUES							
TOTAL REVENUES							
TOTAL REVENUES							
TOTAL REVENUES							
TOTAL REVENUES							
TOTAL REVENUES							
TOTAL REVENUES							
TOTAL REVENUES							
TOTAL REVENUES							
TOTAL REVENUES							
TOTAL REVENUES							
TOTAL REVENUES							
TOTAL REVENUES							
TOTAL REVENUES							
TOTAL REVENUES							
TOTAL REVENUES							
TOTAL REVENUES							
TOTAL REVENUES							
TOTAL REVENUES							
TOTAL REVENUES							
TOTAL REVENUES							
TOTAL REVENUES							
TOTAL REVENUES							
TOTAL REVENUES							
TOTAL REVENUES							
TOTAL REVENUES							
TOTAL REVENUES							
TOTAL REVENUES							
TOTAL REVENUES							
TOTAL REVENUES							
TOTAL REVENUES							
TOTAL REVENUES							
TOTAL REVENUES							
TOTAL REVENUES							
TOTAL REVENUES							
TOTAL REVENUES							
TOTAL REVENUES							
TOTAL REVENUES							
TOTAL REVENUES							
TOTAL REVENUES							
TOTAL REVENUES							
TOTAL REVENUES							
TOTAL REVENUES							
TOTAL REVENUES							
TOTAL REVENUES							
TOTAL REVENUES							
TOTAL REVENUES							
TOTAL REVENUES							
TOTAL REVENUES							
TOTAL REVENUES							
TOTAL REVENUES							
TOTAL REVENUES							
TOTAL REVENUES							
TOTAL REVENUES							
TOTAL REVENUES							
TOTAL REVENUES							
TOTAL REVENUES							
TOTAL REVENUES							
TOTAL REVENUES							
TOTAL REVENUES							
TOTAL REVENUES							
TOTAL REVENUES							
TOTAL REVENUES							
TOTAL REVENUES							
TOTAL REVENUES							
TOTAL REVENUES							
TOTAL REVENUES							
TOTAL REVENUES							
TOTAL REVENUES							
TOTAL REVENUES							
TOTAL REVENUES							
TOTAL REVENUES							
TOTAL REVENUES							
TOTAL REVENUES							
TOTAL REVENUES							
TOTAL REVENUES							
TOTAL REVENUES							
TOTAL REVENUES							
TOTAL REVENUES							
TOTAL REVENUES							
TOTAL REVENUES							
TOTAL REVENUES							
TOTAL REVENUES							
TOTAL REVENUES							
TOTAL REVENUES							
TOTAL REVENUES							
TOTAL REVENUES							
TOTAL REVENUES							
TOTAL REVENUES							
TOTAL REVENUES							
TOTAL REVENUES							
TOTAL REVENUES							
TOTAL REVENUES							
TOTAL REVENUES							
TOTAL REVENUES							
TOTAL REVENUES							
TOTAL REVENUES							
TOTAL REVENUES							
TOTAL REVENUES							
TOTAL REVENUES							
TOTAL REVENUES							
TOTAL REVENUES							
TOTAL REVENUES							
TOTAL REVENUES							
TOTAL REVENUES							
TOTAL REVENUES							
TOTAL REVENUES							
TOTAL REVENUES							
TOTAL REVENUES							
TOTAL REVENUES							
TOTAL REVENUES							
TOTAL REVENUES							
TOTAL REVENUES							
TOTAL REVENUES							
TOTAL REVENUES							
TOTAL REVENUES							
TOTAL REVENUES							
TOTAL REVENUES							
TOTAL REVENUES							
TOTAL REVENUES							
TOTAL REVENUES							
TOTAL REVENUES							
TOTAL REVENUES							
TOTAL REVENUES							
TOTAL REVENUES							
TOTAL REVENUES							
TOTAL REVENUES							
TOTAL REVENUES							
TOTAL REVENUES							
TOTAL REVENUES							
TOTAL REVENUES							
TOTAL REVENUES							
TOTAL REVENUES							
TOTAL REVENUES							
TOTAL REVENUES							
TOTAL REVENUES							
TOTAL REVENUES							
TOTAL REVENUES							
TOTAL REVENUES							
TOTAL REVENUES							
TOTAL REVENUES							
TOTAL REVENUES							
TOTAL REVENUES							
TOTAL REVENUES							
TOTAL REVENUES							
TOTAL REVENUES							
TOTAL REVENUES							
TOTAL REVENUES							
TOTAL REVENUES							
TOTAL REVENUES							
TOTAL REVENUES							
TOTAL REVENUES							
TOTAL REVENUES							
TOTAL REVENUES							
TOTAL REVENUES							
TOTAL REVENUES							
TOTAL REVENUES							
TOTAL REVENUES							
TOTAL REVENUES							
TOTAL REVENUES							
TOTAL REVENUES							
TOTAL REVENUES							
TOTAL REVENUES							
TOTAL REVENUES							
TOTAL REVENUES							
TOTAL REVENUES							
TOTAL REVENUES							
TOTAL REVENUES							
TOTAL REVENUES							
TOTAL REVENUES							
TOTAL REVENUES							



**Port Authority of Guam  
Income Statement  
With Budget Comparison (Unaudited)  
12 Months Ending 093017**

Current Month				Last Year				Year to Date				Last Year to Date			
Actual	%	Actual	%	Budget	% Chng			Actual	%	Actual	%	Actual	%	Chng	Budget
INDIRECT COSTS															
General & Administrative Expen															
(1,506,298)	-29.4%	(1,542,808)	-37.0%	(1,813,979)	(0.17)	Salaries & Wages		(18,515,302)	-36.4%	(17,320,481)	-33.0%	(20,818,536)	6.9%	(0.11)	
(106,988)	-2.1%	(110,864)	-2.7%	(112,852)	(0.05)	Insured Benefits		(1,329,581)	-2.6%	(1,321,754)	-2.5%	(1,389,666)	0.6%	(0.04)	
707,975	13.8%	317,775	7.6%	(449,190)	(2.58)	Retirement Benefits		(3,884,749)	-7.6%	(4,020,835)	-7.7%	(5,350,566)	-3.4%	(0.27)	
(494,214)	-9.6%	(188,723)	-4.5%	(1,708)	288.35	Other Benefits		(1,826,877)	-3.6%	(1,411,013)	-2.7%	(50,495)	29.5%	35.18	
(12,469)	-0.2%	(83,545)	-2.0%	(5,833)	1.14	Other Personnel Costs		(38,090)	-0.1%	(112,024)	-0.2%	(79,998)	0.0%	(0.52)	
(11,277)	-0.2%	(12,494)	-0.3%	(10,971)	0.03	Communications		(117,204)	-0.2%	(97,286)	-0.2%	(131,652)	20.5%	(0.11)	
	0.0%		0.0%		-	Leases/Rentals			0.0%		0.0%		0.0%	-	
(127,573)	-2.5%	(95,860)	-2.3%	(157,333)	(0.19)	Utilities		(1,448,076)	-2.8%	(1,526,825)	-2.9%	(1,887,996)	-5.2%	(0.23)	
(218,251)	-4.3%	(242,992)	-5.8%	(202,698)	0.08	General Insurance		(2,509,712)	-4.9%	(2,193,100)	-4.2%	(2,760,006)	14.4%	(0.09)	
	0.0%		0.0%	(47,084)	(1.00)	Repairs & Maintenance		(13,112)	0.0%		0.0%	(565,008)	0.0%	(0.98)	
(33,403)	-0.7%	(109,309)	-2.6%	(67,323)	(0.50)	Repairs & Maintenance		(531,332)	-1.0%	(636,170)	-1.2%	(805,374)	-16.5%	(0.34)	
(44,756)	-0.9%	(26,884)	-0.6%	-	0	Repairs & Maintenance-Sublc Cr		(44,756)	-0.1%	(45,399)	-0.1%		-1.4%		
(19,292)	-0.4%	(5,083)	-0.1%	(38,056)	(0.49)	Repairs & Maintenance-Pola 14		(137,699)	-0.3%	(188,712)	-0.4%	(456,672)	-27.0%	(0.70)	
(8,906)	-0.2%	(5,675)	-0.1%	(38,056)	(0.77)	Repairs & Maintenance-Pola 16		(128,377)	-0.3%	(235,834)	-0.4%	(456,672)	-45.6%	(0.72)	
(21,090)	-0.4%	(5,615)	-0.1%	(38,056)	(0.45)	Repairs & Maintenance-Pola 17		(146,103)	-0.3%	(245,179)	-0.5%	(456,672)	-40.4%	(0.68)	
(755,364)	-14.7%	(484,921)	-11.6%	(409,637)	0.84	Depreciation & Amortization		(6,103,304)	-12.0%	(6,127,682)	-11.7%	(5,300,004)	-0.4%	0.15	
(162,972)	-3.2%	293,240	7.0%	(5,584)	28.19	Damage, Shortage, Writedown &		(164,129)	-0.3%	293,175	0.6%	(77,010)	13.6%	(0.45)	
(182,618)	-3.6%	(80,655)	-1.9%	(175,609)	0.04	Supplies		(1,033,225)	-2.0%	(909,159)	-1.7%	(1,875,210)	0.0%	(0.94)	
(4,222)	-0.1%	8,514	0.2%	(70,252)	-0.94	Miscellaneous		(49,599)	-0.1%	(59,318)	-0.1%	(843,024)	-16.4%		
	0.0%		0.0%		-	Advertising			0.0%		0.0%		0.0%	-	
(70,185)	-1.4%	(43,813)	-1.1%	(90,322)	(0.22)	Agency & Management Fees		(841,858)	-1.7%	(1,055,549)	-2.0%	(1,083,864)	-20.2%	(0.22)	
(260,927)	-5.1%	(86,371)	-2.1%	(166,124)	0.57	Professional Services		(1,613,085)	-3.2%	(2,234,636)	-4.3%	(2,090,868)	-27.8%	(0.23)	
	0.0%		0.0%	(5,000)	(1.00)	Contractual Services		(12,780)	0.0%	(19,170)	0.0%	(60,000)	0.0%	(0.79)	
(14,378)	-0.3%	(22,995)	-0.6%	(28,574)	(0.50)	Other Contractual Services		(154,863)	-0.3%	(156,179)	-0.3%	(332,886)	-0.8%	(0.53)	
(9,598)	-0.2%	(23,804)	-0.6%	(13,542)	-0.3%	Other Expenses		(149,726)	-0.3%	(141,826)	-0.3%	(162,504)	5.6%	(0.08)	
	0.0%		0.0%		0.0%	Earthquake Expense			0.0%		0.0%		0.0%	-	
	0.0%	(129)	0.0%		0.0%	Typhoon Expense		(11)	0.0%	(53,249)	-0.1%		-100.0%	-	
	0.0%		0.0%		0.0%	Earthquake Expense			0.0%		0.0%		0.0%	-	
(3,356,808)	-65.5%	(2,553,010)	-61.2%	(3,947,783)	(0.15)	General & Administrative Expen		(40,793,550)	-80.2%	(39,818,207)	-75.9%	(47,034,683)	2.4%	(0.13)	

#DIV/0!

Current Month						Last Year to Date					
Actual		Actual		Budget		Actual		Actual		Budget	
%		%		%		%		%		%	
1,771,706	34.5%	1,618,252	38.8%	302,257	4.86	10,079,820	19.8%	12,620,508	24.1%	4,777,322	1.11
OPERATING INCOME (LOSS)						OTHER INCOME (EXPENSE)					
0.0%	-	0.0%	-	Other Income & Expense	-	0.0%	-	0.0%	-	0.0%	-
0.0%	-	0.0%	-	Other Income	-	0.0%	-	0.0%	-	0.0%	-
0.0%	-	0.0%	-	Interest Income	-	0.0%	-	0.0%	-	0.0%	-
0.0%	-	0.0%	-	Interest Income	-	0.0%	-	0.0%	-	0.0%	-
16,051	0.3%	251,112	6.0%	5,976	1.69	97,583	0.2%	93,705	0.2%	71,712	0.36
(91,333)	-1.8%	(88,285)	-2.1%	(96,362)	(0.05)	(1,115,708)	-2.2%	(1,053,026)	-2.0%	(1,156,344)	(0.04)
(52,819)	-1.0%	(266,084)	-6.4%	(1,917)	26.55	(13,345)	0.0%	(232,688)	-0.4%	(23,004)	(0.42)
0.0%	-	0.0%	-	Other Expense	-	(28,669)	-0.1%	0.0%	0.0%	0.0%	-
(225,086)	-4.4%	(225,116)	-5.4%	(299,430)	(0.25)	(3,033,254)	-6.0%	(3,030,245)	-5.8%	(3,028,158)	0.00
422,297	8.2%	(773,482)	-18.5%	159,423	-	1,146,316	2.3%	2,192,064	4.2%	2,069,463	-
(18,603)	-0.4%	(107,772)	-2.6%	(74,116)	(0.75)	(836,224)	-1.6%	(854,528)	-1.6%	(883,992)	(0.05)
(52,989)	-1.0%	(2,651,564)	-63.6%	(12,500)	3.24	(218,269)	-0.4%	(2,668,178)	-5.1%	(150,000)	0.46
0.0%	-	0.0%	-	Gain <Loss> on Asset Disposals	-	0.0%	-	0.0%	-	0.0%	-
(2,482)	0.0%	(3,861,191)	-92.6%	(318,926)	(0.99)	(4,001,571)	-7.9%	(5,552,897)	-10.6%	(3,100,323)	0.29
0.0%	-	0.0%	-	Other Income & Expense	-	0.0%	-	0.0%	-	0.0%	-
(2,482)	0.0%	(3,861,191)	-92.6%	(318,926)	(0.99)	(4,001,571)	-7.9%	(5,552,897)	-10.6%	(3,100,323)	0.29
0.0%	-	0.0%	-	OTHER INCOME (EXPENSE)	-	0.0%	-	0.0%	-	0.0%	-
1,769,224	34.5%	(2,242,939)	-53.8%	(16,669)	(107.14)	6,078,249	11.9%	7,067,611	13.5%	1,676,999	2.62
NET INCOME (LOSS)											

Total Assets	Amount Current	Amount Last Month End	Amount Last Year End	Change This Month	Change This Year
<b>Current Assets</b>					
Cash on Hand	2,000.00	2,000.00	2,000.00		
Petty Cash Fund	100.00	100.00	100.00		
Cashier Change Fund					
Cash on Hand	2,100.00	2,100.00	2,100.00		
<b>Incentive Award Fund</b>					
First Hawaiian Bank-Incentive					
<b>Incentive Award Fund</b>					
Cash in Bank					
First Hawaiian Bank	8,802,099.65	8,925,181.53	7,317,313.90	123,081.88-	1,484,785.75
Bank of Guam					
Bank of Hawaii	1,256,124.45	1,419,086.66	1,795,226.35	162,962.21-	539,101.90-
Citizen Security Bank					
Cash in Bank	10,058,224.10	10,344,268.19	9,112,540.25	286,044.09-	945,683.85
<b>Short Term Investments</b>					
Bank of Guam	29,108,813.25	28,695,856.08	26,657,751.34	412,957.17	2,451,061.91
Citizen's Security Bank					
First Hawaiian Bank					
Bank Pacific					
Citibank					
Bank of Hawaii					
Oceanic Bank					
Gov Guam Employees Fed CU					
Short Term Investments	29,108,813.25	28,695,856.08	26,657,751.34	412,957.17	2,451,061.91
<b>Account Receivable-Trade (Net)</b>					
Accounts Receivable-Trade (Net)	7,335,267.75	6,265,095.96	5,009,767.39	1,070,170.79	2,325,500.36
Allow for Uncollectible Trade	563,854.42-	440,797.69-	551,947.69-	123,056.73-	11,906.73-
A/R-Clearing Account					
<b>Account Receivable-Trade (Net)</b>	6,771,413.33	5,824,299.27	4,457,819.70	947,114.06	2,313,593.63
<b>Accounts Receivable-Other</b>					
Accounts Receivable-DOA					
Accounts Receivable-EMPLOYEE	2,493.84	1,475.72	5,902.30	1,018.12	3,408.46-
Accounts Receivable-EMBA Reimb					
Accounts Receivable-Ceda/Casam	977,236.53		600,890.89	977,236.53	376,345.64
Accounts Receivable-Other					
Accounts Receivable-Ins Procee					
<b>Accounts Receivable-Other</b>	979,730.37	1,475.72	606,793.19	978,254.65	372,937.18
<b>Marina Receivables</b>					
Accounts Receivable-Agat Marin	20,379.97	14,845.97	14,758.30	5,534.00	5,621.67
Accounts Receivable-GDP Marina	4,694.30	4,703.23	1,968.25	8.93-	2,726.05
Accounts Receivable-Harbor Of	5,295.24	5,309.41	4,835.45	14.17-	459.79



	Amount Current	Amount Last Month End	Amount Last Year End	Change This Month	Change This Year
Marina Receivables	30,369.51	24,858.61	21,562.00	5,510.90	8,807.51
Interest Receivables					
Bank of Guam					
Bank of Hawaii					
Bank Pacific					
Citicorp					
Citizens Security Bank					
First Hawaiian Bank					
GovGuam Emp. Fed. Credit Union					
Oceanic Bank					
Other					
Interest Receivables					
Prepaid Expenses					
Prepaid Insurance	15,873.63	123,185.08	16,666.67	203,001.33	16,666.68
Prepaid Expenses					
Prepaid Expenses	15,873.62	326,186.40	62,314.59	310,312.78	46,440.97
Deferred Expenses					
Deferred Geda Addendum L/Lease					
Credit Note Reimbursement					
Deferred Expenses					
Current Assets	46,966,524.18	45,219,044.27	40,920,881.07	1,747,479.91	6,045,643.11
Non Current Assets					
Long Term Receivable	2,258,190.48	2,258,190.48	2,258,190.48		
Long Term Receivable-DOA	1,490,449.90	1,490,449.90	1,490,449.90		
Long Term Receivable-Geda	3,748,640.38	3,748,640.38	3,748,640.38		
Allow for Uncollectible LT A/R					
Long Term Receivable					
Inventory-Computer	74,042.36	89,269.36	95,054.00	15,227.00	21,011.64
Gas, Oil and Diesel Inventory	96.34	137.63	172.40	41.29	76.06
Inventory-Parts	99,952.66			99,952.66	99,952.66
Supplies Inventory	369,825.59	339,637.07	259,650.56	30,188.52	110,175.03
Capital Asset Inventory Adj.	1,721.09	1,721.09	1,210.77		510.32
Allowance for Obsolescence	77,363.66	53,981.29	70,781.97	23,382.37	6,581.69
Inventory for Survey					
Inventory	464,832.20	373,341.68	282,884.22	91,490.52	181,947.98
Work In Progress					
Const Work in Progr-Local	295,645.50	652,936.16	9,076,320.51	357,290.66	8,780,675.01
Const Work in Progr-Federal	2,533,060.53	2,634,688.35	5,868,616.17	101,628.82	3,335,555.64
Const Work in Progr-FMP		813,380.47		813,380.47	
Work In Progress	2,828,706.03	4,101,005.98	14,944,936.68	1,272,299.95	12,116,220.65

	Amount Current	Amount Last Month End	Amount Last Year End	Change This Month	Change This Year
Non Current Assets	3,293,538.23	4,474,347.66	15,227,820.90	1,180,809.43	11,934,282.67
Property, Plant & Equipment					
Land	3,563,000.00	3,563,000.00	3,563,000.00		
Land-Cabaras	3,563,000.00	3,563,000.00	3,563,000.00		
Buildings					
Buildings-Original	15,732,648.10	15,732,648.10	15,732,648.10		
Buildings-Substation Shelters	125,434,129.67	123,799,216.48	115,569,746.55	1,634,913.19	9,864,383.12
Buildings-Wharf Improvements					
Canopy Structures	141,166,777.77	139,531,864.58	131,302,394.65	1,634,913.19	9,864,383.12
Buildings					
Accumulated Depreciation-Build	15,199,727.64	15,197,327.29	15,170,923.44	2,400.35	28,804.20
Accdeprec-Buildings-Original					
Accdeprec-Buildings-Sub Shelte	29,857,162.91	29,583,366.93	26,604,942.28	273,795.98	3,252,220.63
Accdeprec-Buildings-Wharf Impr					
Accdeprec-Canopy Structures					
Accumulated Depreciation-Build	45,056,890.55	44,780,694.22	41,775,865.72	276,196.33	3,281,024.83
Furnishings & Equipment					
Air Tools	528,231.08	508,918.08	508,918.08	19,313.00	19,313.00
Communications Equip	6,173,113.86	6,771,023.88	6,202,280.92	4,085.98	4,672,838.94
Computer Equip	16,206,612.56	16,206,612.56	14,808,815.56	14,860.16	1,342,996.00
Crane Equip	1,058,410.16	1,043,250.00	982,123.04	192,598.00	247,250.00
Furnishings & Office Equip	1,229,928.00	1,422,526.00	982,678.00		
Forklift Equip					
Gantry 3 Relocation Cost	1,167,056.25	1,257,055.25	1,257,055.25	89,999.00	89,999.00
Generator Sets	14,832.85	14,832.85	12,465.87		2,365.98
Hand Tools	2,852.00	2,852.00	2,852.00		
Load & Unload Equip	6,299.00	6,299.00	6,299.00		
Mowing Equip	1,832,705.78	1,836,745.84	1,685,129.84	2,959.94	154,575.94
Other Equip	17,772.36	17,772.36	16,502.61		1,269.75
Power Tools	14,290.95	14,290.95	14,290.95		
Safety Equip	339,224.65	339,224.65	334,218.65	201,488.00	1,538,528.00
Shop Equip	2,970,216.97	3,171,704.97	1,481,688.97		1,689.95
Tractors	1,861,265.87	1,861,265.87	1,863,130.87		1,865.00
Vehicles & Motor Equip					
Furnishings & Equipment	33,433,778.54	33,876,645.46	25,465,930.66	442,866.92	7,967,847.88
Accumulated Depreciation-Furni					
Accdeprec-Air Tools	486,273.17	480,991.36	415,450.97	5,311.91	70,822.20
Accdeprec-Communications Eqt.	1,172,125.78	853,755.01	817,375.18	318,370.83	354,955.60
Accdeprec-Computer Equip	5,802,816.63	5,120,700.73	5,028,140.94	82,115.80	174,655.68
Accdeprec-Crane Equip	519,140.73	509,146.61	332,095.32	167,046.13	127,945.41
Accdeprec-Furnishings & Office	707,476.20	874,522.33	823,238.01		115,761.81
Accdeprec-Forklift Equip					
AccAmort-Gantry 3 Relocation C	211,218.66	278,733.54	201,913.61	67,514.88	9,305.95
Accdeprec-Generator Sets	9,555.97	9,465.34	8,750.01		805.96
Accdeprec-Hand Tools					

	Amount Current	Amount Last Month End	Amount Last Year End	Change This Month	Change This Year
AccDeprec-Load & Unload Equip	451.63	427.86	166.39	22.77	285.24
AccDeprec-Mowing Equip	3,732.80	3,616.15	2,333.00	1,082.85	1,399.80
AccDeprec-Other Equip	1,082.53	1,071.40	936,439.39	10,780.03	143,562.14
AccDeprec-Power Tool	8,834.19	8,732.62	6,602.78	1,700.57	2,081.41
AccDeprec-Safety Equip	1,784.60	1,602.14	159,010.01	172.46	1,781.40
AccDeprec-Shop Equip	182,689.65	182,035.45	1,088,176.19	1,242.46	21,679.64
AccDeprec-Tractors	1,148,411.82	1,302,631.34	647,440.55	161,243.42	21,235.42
AccDeprec-Vehicles & Motor Equ	1,770,455.97	1,769,883.64		567.33	123,015.42
Accumulated Depreciation-Furni	12,104,969.32	12,074,439.52	10,529,332.35	30,529.80	1,575,636.97
Capital Leases					
Capital Leases					
Capital Leases					
Accumulated Amortization-Capit					
AccAmort-Capital Leases					
Accumulated Amortization-Capit					
Pension-Deferred Outflows Res	5,292,446.00	5,292,446.00	5,292,446.00		
Pension-Deferred Outflows Res	5,292,446.00	5,292,446.00	5,292,446.00		
Pension-Deferred Outflows Res	5,292,446.00	5,292,446.00	5,292,446.00		
Property, Plant & Equipment	126,294,142.44	125,408,822.30	113,318,573.24	885,320.14	12,975,569.20
Total Assets	176,554,204.85	175,102,214.23	169,467,275.21	1,451,990.62	7,086,929.64
Total Liabilities & Capital					
Current liabilities					
Accounts Payable					
Accounts Payable Custom	336,563.37	385,651.46	246,464.12	50,911.91	90,099.25
Accounts Payable GSA	2,231,993.11	1,862,621.80	1,689,813.65	322,375.31	542,185.46
Accounts Payable Others		52,666.70		52,666.70	
Accounts Payable Trade					
Accounts Payable Vouchered					
Accounts Payable	2,568,562.48	2,102,608.56	1,936,277.77	465,953.92	632,284.71
Current loan Payable					
Current ANZ (USDA) Loan Payabl	226,279.10	18,196.62	212,348.85	208,092.48	13,930.25
Current ANZ (USDA) 12M Loan Payabl	676,728.18	50,215.13	673,883.24	225,925.05	42,244.84
CU BOG 10M SIF Loan Payable	1,177,928.98	284,553.85	673,750.74	1,426,463.63	49,367.98
CU BOG 2M USDA Direct Loan	276,582.73	221,559.85	266,750.74	253,982.88	9,831.99
Current loan Payable	2,350,901.99	193,544.05	1,788,527.43	2,544,446.04	562,374.56
Due to Public Utilities					
Due to GPA					
Due to GTA					
Due to GWA					



	Amount Current	Amount Last Month End	Amount Last Year End	Change This Month	Change This Year
Due to Public Utilities					
Accrued Interest Payable					
Accrued Interest Payable					
Accrued Interest Payable					
Deferred Revenues					
Deferred Revenues-DOD Moderniz	61,769.01-	61,769.01-	61,769.01-	67,110.97	47,013.13-
Deferred Income - GEDA	172,839.72	105,718.75	219,842.85	13,020.93	5,713.03
Deferred Revenues-Leases	13,020.93		330,347.72	77,720.52	252,627.20-
Deferred Revenues Marinas	77,720.52				
Deferred Revenues	201,802.16	43,949.74	495,729.46	157,852.42	293,927.30-
Deferred Revenues					
Accrued Expenses					
Accrued Payroll	779,339.22	669,453.26	665,854.05	109,885.96	113,485.17
Accrued Vacation Pay-Current	1,232,707.36	1,263,187.39	1,136,453.01	30,480.03-	96,254.35
Accrued Vacation Pay					
Accrued Earthquake Cost					
Accrued Cola/Supplemental					
Accrued Typhoon Cost					
Accrued Medicare Tax					
Accrued Federal Grant					
Employee Insurance Payables	1,906.54	7,573.98	1,623.08	5,667.44-	283.46
Employee Deductions Payable	288,964.36	267,262.37	266,553.16	21,701.99	22,409.20
Withholding Tax Payable					
Credit Union					
Accrued Miscellaneous Deductio					
Accrued Death & Disability Ins					
Retirement Contributions					
Deferred Compensation Plan Pay					
Accrued Expenses	2,302,917.48	2,207,477.00	2,070,485.30	95,440.48	232,432.18
Security Deposits					
Security Deposits - Space Leas	85,065.72	87,306.71	85,572.20	2,240.99-	506.48-
Security Deposits - Marinas	30,311.82	30,009.32	28,497.36	302.50	1,814.46
Security Deposits	115,377.54	117,316.03	114,069.56	1,938.49-	1,307.98
Capital Lease Obligations- Cur					
Capitl Lease Obligations- Curren					
Capital Lease Obligations- Cur					
Other Current Liabilities					
Reserve Shortage/Property Dama					
Lease Payable - GEDA					
Other Current Liabilities					
Current Liabilities	7,539,561.65	4,277,807.28	6,405,089.52	3,261,754.37	1,134,472.13

	Amount Current	Amount Last Month End	Amount Last Year End	Change This Month	Change This Year
<b>Non Current Liabilities</b>					
Long Term Accrued Expenses	41,187,280.00	42,317,421.00	42,317,421.00	1,130,141.00-	1,130,141.00-
Unfunded Retirement Contributions	444,445.40	441,927.81	441,927.81	442,087.59	442,087.59
Accrued Vacation Pay - Long Term	1,893,140.63	1,649,857.20	1,649,857.20	243,283.43	243,283.43
Accrued Sick Pay (DC) - Long Term	43,524,466.03	44,369,236.01	44,369,236.01	844,769.98-	844,769.98-
Long Term Accrued Expenses					
Pension-Deferred Inflow of Res					
Pension-Deferred Inflow of Res					
Pension-Deferred Inflow of Res					
Capital Lease Obligations					
Capital Lease Obligations					
Capital Lease Obligations					
<b>Long Term Loan Payables</b>					
LT-AMZ (USDA) Loan Payable 3.5	2,035,075.41	2,261,544.06	2,261,544.06	226,468.65-	226,468.65-
LT-AMZ (USDA) Loan Payable 12M	8,612,503.58	8,292,102.18	8,292,102.18	557,598.60-	557,598.60-
LT-BOG SLE Loan Payable 10M	6,952,877.75	8,410,442.85	5,225,242.71	1,517,528.43-	1,517,528.43-
LT-BOG SLE Loan Payable 10M	1,157,418.32	1,434,001.05	1,434,001.05	276,582.73-	276,582.73-
Long Term Loan Payables	18,763,875.04	21,498,093.15	18,044,897.00	2,734,218.11-	718,978.04
Non Current Liabilities	62,288,341.07	65,867,329.16	62,414,133.01	3,578,988.09-	125,791.94-
<b>Capital Contributions &amp; Equity</b>					
Contributions-Local Government	3,563,000.00	3,563,000.00	3,563,000.00		
Contributions-Local Government	3,483,688.19	3,483,688.19	3,483,688.19		
Contributions-Property & Equip	13,413,670.45	13,413,670.45	13,413,670.45		
Contributions-General Fund	107,000.00	107,000.00	107,000.00		
Contributions-GEPA	107,000.00	107,000.00	107,000.00		
Contributions-PAG (Portion of	17,567,358.64	17,567,358.64	17,567,358.64		
Contributions-Local Government					
Contributions-Federal Government	10,321,126.26	10,321,126.26	10,321,126.26		
Contributions-U.S. Govt Rehab	1,462,676.57	1,462,676.57	1,462,676.57		
Contributions-Economic Develop	6,508,875.60	6,508,875.60	6,508,875.60		
Contributions-U.S. Department	53,763.30	53,763.30	53,763.30		
Contributions-U.S. Govt-Fema	18,376,441.73	18,376,441.73	18,376,441.73		
Contributions-Federal Government					
Accumulated Earnings	20,085,451.75-	20,085,451.75-	20,085,451.75-		
Accumulated Earnings (Deficit)	84,789,699.06	84,789,699.06	84,789,699.06		
Accumulated Earnings	64,704,247.31	64,704,247.31	64,704,247.31		
Net Earnings (Loss)	6,078,254.45	4,309,030.11	5.00	1,769,224.34	6,078,249.45
Capital Contributions & Equity	106,726,302.13	104,957,077.79	100,648,052.68	1,769,224.34	6,078,249.45

	Amount Current	Amount Last Month End	Amount Last Year End	Change This Month	Change This Year
Total Liabilities & Capital	176,554,204.85	175,102,214.23	169,467,273.21	1,451,990.62	7,086,929.64



**Port of Guam**  
**Aging Summary**  
**As of September 30, 2017**

ACCT. NUMBER	NAME	OPEN	CURRENT	31-60	61 - 90	91 - 120	OVER 120	AMOUNT	DATE	REMARKS
14526	Cementon Micronesia, LLC	\$410,884.46		\$1,610.00	\$1,610.00	\$1,610.00	\$406,054.46	\$18,237.00	12/1/2017	With Legal
7384	Marianas Steamship Agency	\$1,136,620.81	\$709,955.17	\$32,089.66	\$98,878.94	\$100,391.51	\$195,305.53	\$1,262.27	10/31/2017	Had a meeting with MSA on 09/08/17. Had an agreement to credit \$13,000.00 Tenant obligated to pay remaining balance.
14405	KVOG Broadcasting/MCS, LLC	\$112,745.97	-\$0.16	\$1,000.00	\$1,000.00	\$1,000.00	\$109,746.13	\$45.36	11/14/2012	With Legal; No Update
7376	Matson Navigation Co.	\$2,329,118.34	\$2,252,922.56				\$76,195.78	\$44,405.95	11/8/2017	Currently working closely with Matson to clear outstanding balance.
15388	Guam Industrial Serv. Inc.	\$54,256.00				\$10,710.00	\$43,546.00	\$20,000.00	4/26/2017	Per Mr. Alfred there is a MOU with the Operations DGM Felix.
11848	Fantasea Charters/Velez, A	\$17,408.27	-\$0.33	\$449.82	\$449.82	\$449.82	\$16,059.14	\$25.00	5/5/2016	With Collections
7368	Cabras Marine Corp	\$18,828.22	\$2,983.87	\$157.20			\$15,687.15	\$4,579.74	11/7/2017	Cabras Sent a letter for a few disputes, denial letter was sent back.
15240	AVANTI MARINE SPORTS	\$14,869.05					\$14,869.05	\$1,874.25	3/4/2016	On a list for collections/ Return Mail, No updated contact information
13422	Department of Agriculture	\$14,765.40					\$14,765.40	\$29,530.80	3/24/2017	Currently following up with Ms. Dora to follow up with payment.
14542	Heavy Equipment Rental Opt	\$10,505.91		\$642.60	\$642.60	\$642.60	\$8,578.11	\$102.08	3/22/2017	On a list for collections
11776	Customs and Quarantine Age	\$6,289.92		\$449.28	\$449.28	\$449.28	\$4,942.08			Following up with Commercial
14336	Cruz, Joseph L.	\$4,691.34	-\$156.29	\$250.61		\$250.61	\$4,346.41	\$4,691.34	10/25/2017	2nd Notice Sent out
9620	Alupang Beach Club	\$6,164.70	\$504.63	\$342.23	\$68.70	\$906.91	\$4,342.23	\$2,653.79	9/21/2017	Customer made a payment of \$1938.78, JLG still working with customer in regards to outstanding balance.
13641	M.A.Y. (Guam) Inc.	\$3,373.45		\$85.68	\$85.68	\$85.68	\$3,116.41	\$400.28	1/8/2016	On a list for collections
14283	Brand, Inc.	\$6,127.88	\$293.12	\$1,110.00	\$1,110.00	\$840.67	\$2,774.09	\$3,319.33	8/30/2017	Following up with customer
14382	Sepety, Uljess Y.	\$1,703.75					\$1,703.75	\$100.00	11/8/2016	With Collections
15095	Chen, Steven	\$2,383.33	\$262.78	\$262.78	\$22.90	\$285.68	\$1,549.19	\$228.00	1/20/2017	Final Notice Sent out, trying to get in contact with tenant.
14922	Jack Michael	\$1,495.00					\$1,495.00	\$500.00	9/20/2016	On a list for collections
14124	Guam Fire Department	\$960.00	\$80.00	\$80.00		\$80.00	\$720.00	\$880.00	10/6/2017	Government
7923	Inchcape Shipping Services	\$66,838.70	\$27,025.68	\$38,289.11	\$898.24	\$46.91	\$578.76	\$69,490.51	10/24/2017	2nd Notice Sent Out
14368	Tyco Electronics Subsea Co	\$550.65	\$79.18				\$471.47	\$12,700.80	11/6/2017	Working with Tyco, customer disputing invoices.
15278	Rosen, Mattias	\$1,100.00	\$220.00	\$220.00		\$220.00	\$440.00	\$660.00	3/13/2017	Late Notice Sent Out
13532	Ahlf, Douglas J.	\$616.26	\$75.00	\$50.00		\$75.00	\$416.26	\$541.26	10/12/2017	2nd Notice Sent out
15563	Tereas, Jeremy	\$687.50		\$137.50		\$137.50	\$412.50	\$137.50	8/7/2017	Ms. Rita working with customer, he recently purchased boat and is being charged for prior months.
15491	Lizama, Jr. Kelly A	\$375.00					\$375.00	\$137.50	11/8/2016	List of contacts are no longer in service
14384	Auto Marine Inc.	\$1,850.74	\$443.86	\$391.86	\$22.90	\$623.16	\$368.96	\$500.00	10/31/2017	2nd Notice Sent out
· 13536-	Guam Lucky Strike, Inc./Jo	\$4,451.67	\$3,856.67	\$140.00		\$140.00	\$315.00	\$525.00	12/2/2016	Final Notice Sent out, customer claims balance is incorrect and will be in to fix it.



10225	Mobil Oil Guam, Inc.	\$146,880.46	\$146,609.43							\$271.03	\$29,286.60	11/6/2017	Following up with customer
12336	Wang, Jen-Nan	\$244.12								\$244.12	\$151.14	2/16/2006	Customer claims an error in billing and is working with Ms. Rita, in regards to his account.
15040	Tyquengco, Joseph T.	\$137.50								\$137.50	\$137.50	11/6/2017	Customer states he does not have a balance, a check was written for MAY payment and the check was cashed. Will research
15103	Collier, Ernest	\$17.50	-\$82.50							\$100.00	\$220.00	10/10/2017	Customer disputing 2 invoices totaling \$100.00
13674	Coffman, John Randolph	\$97.50								\$97.50	\$220.00	10/30/2017	Customer disputing invoice totaling \$97.50, will follow up with commercial
9742	Duenas, Christopher M.	\$200.00	\$50.00	\$50.00				\$50.00		\$50.00	\$375.00	10/4/2017	2nd Notice Sent out
1490	Guam Telephone Authority	\$355.68	\$321.54							\$34.14	\$148.12	10/10/2017	Following up with customer
12373	Belghley, Jim/Mark Baldyga		-\$25.00							\$25.00	\$25.00	5/15/2017	Courtesy reminders and SOA have been sent
13089	Guam Fisherman's Cooperati	\$25.00								\$25.00	\$550.00	5/17/2017	Following up with customer
13696	Lotus Pacifica Trading, In	\$6,503.50	\$5,707.83	\$772.77						\$22.90	\$6,932.90	11/3/2017	Working with Lovesia Meeks in regards to outstanding balance.
15554	Barcinas, John	\$15.00								\$15.00			Customer resides in Rota, no updated form of contact
7350	Consolidated Transportatio	\$748,615.28	\$748,614.88							\$0.40	\$98,052.71	11/3/2017	Spoke with Ms. Annie in regards to \$0.40, she claims it has been paid, will research and follow up.
14444	Office of the Governor of	\$298,027.45	\$68,972.54	\$229,054.83						\$0.08	\$229,054.83	10/6/2017	Government
7587	American President Lines L	\$1,680,219.93	\$1,225,936.13	\$138,193.71				\$2,991.43			\$182,906.70	11/6/2017	2nd Notice Sent out
14364	P.S.V. Corp./Joo, Gi Bum	\$4,717.61	\$196.07	\$1,598.78				\$1,461.38			\$6,060.29	10/4/2017	2nd Notice Sent out
1862	SANTOS, JOHN T.	-\$194.00	-\$593.04					\$399.04					Will follow up with customer
14963	Castro, Jesse AR	\$1,070.00	-\$57.50	\$357.50				\$412.50	\$357.50		\$1,842.50	10/31/2017	Late Notice Sent Out/ Courtesy call made to customer
15620	Saito, Minoru	\$300.00		\$150.00				\$150.00			\$600.00	10/18/2017	Will follow up with customer
15523	Ly, Quang Minh	\$387.50	\$112.50	\$137.50				\$137.50			\$850.00	6/20/2017	Late Notice Sent out
13653	Yu, Niko K.	\$25.00						\$25.00			\$256.00	6/15/2017	Courtesy calls to follow up on balance
14610	U.S. Department of Homeland	\$179,881.68	\$142,381.23					\$37,500.45			\$20,319.68	11/3/2017	Federal Reimbursement
14778	IP&E Holding LLC	-\$449,712.97	-\$451,352.32					\$1,639.35			\$2,883.69	11/8/2017	
11794	Guam Shipyard	\$1,704.49	\$435.10	\$412.20				\$857.19			\$31.44	10/23/2017	
13476	Isia Maritime Agency	\$653.99	\$289.47					\$364.52			\$394.71	11/8/2017	Courtesy calls were made to customer
9478	Triple B Forwarders	\$116.40	-\$102.08					\$218.48			\$109.24	9/18/2017	Courtesy calls were made to customer
13537	Wang, Jackey	\$5,622.10	\$2,752.50	\$2,775.40				\$94.20			\$12,395.00	6/30/2017	Late Notice Sent Out, courtesy call made to customer
15079	McDermott, Brian	\$79.97						\$79.97			\$40.57	4/15/2013	Spoke to customer on 09/18/17, informed him of past due balance, will be in to clear.
13044	Smithbridge Guam, Inc.	\$6,592.26	\$174.56	\$6,359.42				\$58.28			\$6,436.63	9/15/2017	SPOKE WITH ANNIE, A CHECK OF \$6436.63 WILL BE MAILED OUT TOMORROW 09/12/17. TO COVER MAY/JUNE WATER, JUNE INTEREST, & JULY INVOICES.
14689	Wiki Taxi Service	\$54.62						\$54.62			\$24.64	2/19/2010	Will follow up with customer
15301	James, Iosichy	\$234.50	\$137.50	\$72.00				\$25.00			\$209.50	10/23/2017	Final Notice Sent Out, attempted to contact customer several times
14534	Martin, Dwight	\$175.00	\$150.00					\$25.00			\$1,000.00	7/14/2017	Will follow up with customer



13914	Dacanay, Ann R.	\$65.00	\$40.00							\$120.00	7/31/2017	Courtesy call was made to customer
9822	Osakana Cruise, Inc/Fish E	\$45.80	\$22.90			\$22.90				\$22.90	11/1/2017	Working with Renny from accounts payable in regards to past due.
15600	Island Breath	\$10,920.52	\$6,441.68	\$4,478.84						\$10,920.52	10/23/2017	Contact numbers listed no longer in service. Late Notice Sent
7341	Ambyth Shipping & Trading	\$369,884.57	\$365,832.51	\$4,052.06						\$141,457.52	11/7/2017	Working with Ambyth
15235	Oil Spill Response Operati		-\$3,528.00	\$3,528.00						\$3,528.00	10/20/2017	Courtesy call has been made
14381	Apra Dive & Marine Sports,	\$2,158.00	-\$48.13	\$2,206.13						\$1,011.95	10/30/2017	Late Notice Sent Out
14061	AR Sunrises Canteen/cateri	\$657.16	\$23.13	\$634.03						\$800.00	10/11/2017	Courtesy call made to customer to remind him of balance
14161	Isia Trucking	\$508.19	-\$27.31	\$535.50						\$535.50	11/9/2017	Contacted commercial to terminate
7886	Guam Transport & Warehouse	\$535.50		\$535.50								Late Notice Sent Out
15593	Guam Ocean Adventures, LLC	-\$128.52	-\$610.47	\$481.95						\$278.46	11/3/2017	Spoke with customer informed him of past due balance, will be in to clear outstanding
15475	Tropical Island Marine Spo	\$679.10	\$250.70	\$428.40						\$1,061.70	10/10/2017	Late Notice Sent Out
14537	Fredrick, Bruce & Dianne	\$465.00	\$245.00	\$220.00						\$245.00	11/1/2017	Courtesy calls were made to customer
15300	Berg, Julia	\$440.00	\$220.00	\$220.00						\$1,125.00	7/6/2017	Late Notice Sent Out
15626	Lee, Kyong Ja Choi	\$218.48		\$218.48								Courtesy call made to customer to remind him of balance
12527	Paynter, Neil	\$275.00	\$137.50	\$137.50						\$412.50	10/12/2017	Late Notice Sent Out
15532	APL Guam	\$701.30	\$669.86	\$31.44						\$109.35	11/6/2017	Informed APL of this invoice
10778	Real World Diving	\$45.80	\$22.90	\$22.90						\$115.00	11/8/2017	Courtesy call, to remind customer of late invoice.
14642	Tristar Terminals Guam, In	\$432,138.38	\$432,138.38							\$245,037.30	11/3/2017	
14171	Norton Lilly International	\$19,636.31	\$19,636.31							\$4,951.12	11/6/2017	
13202	Department of Administrati	\$8,217.19	\$8,217.19							\$2,357.21	11/6/2017	
8483	Scuba Company	\$3,634.30	\$3,634.30							\$6,022.90	10/30/2017	
14994	Pacific Petroleum Corp.	\$3,113.34	\$3,113.34							\$3,113.34	10/4/2017	
7763	Guam Dolphin's Marine Spor	\$1,030.50	\$1,030.50							\$1,606.50	11/6/2017	
14909	Propacific Builder Corpora	\$616.40	\$616.40							\$616.40	10/31/2017	
15370	J524 Inc./Layla Dolphin Cr	\$595.00	\$595.00							\$1,190.00	10/23/2017	
15387	BROCK, GREGORY	\$440.00	\$440.00							\$880.00	10/20/2017	
9831	Fish Hook Inc.	\$360.00	\$360.00							\$360.00	11/1/2017	
14907	Taitano, John	\$335.00	\$335.00							\$600.00	10/4/2016	
13121	Tidewater Distributors Inc	\$323.37	\$323.37									
15327	Petrick, Philip R.	\$257.04	\$257.04							\$21.36	8/17/2017	
14453	Paradis, Guy R.	\$220.00	\$220.00							\$220.00	10/10/2017	
15613	Driscoll, Myles O./Kelly L	\$220.00	\$220.00							\$440.00	10/25/2017	
11764	American Bureau of Shippin	\$186.83	\$186.83							\$582.56	10/31/2017	
14443	Moritz, Lance	\$150.00	\$150.00							\$300.00	10/24/2017	
10701	Peterson, George N.	\$137.50	\$137.50							\$137.50	10/17/2017	
15526	Ovalles, Victor	\$137.50	\$137.50							\$275.00	10/17/2017	
15592	Tedtaotao, Connie	\$137.50	\$137.50							\$137.50	8/29/2017	
10524	Orcutt, Kenneth D.	\$137.00	\$137.00							\$137.50	11/8/2017	
15088	Shida, Paul H.	\$95.00	\$95.00							\$260.00	10/27/2017	
13874	Core Tech International	\$81.93	\$81.93							\$14.66	5/16/2014	



15586	Cabuhat, Donna	\$81.93	\$81.93							\$599.00	5/22/2017	
14791	Fong, Francis L	\$57.57	\$57.57							\$780.00	8/21/2017	
12754	Pacific Guam	\$54.62	\$54.62							\$25.52	10/25/2016	
13484	MOMO Corp.	\$54.62	\$54.62							\$54.62	7/5/2017	
13777	Suncare Distributors	\$54.62	\$54.62							\$54.62	7/17/2017	
1500	Atlantis Guam	\$27.31	\$27.31							\$2,784.60	11/7/2017	
10743	Poppe, Edward/FISH INC	\$25.00	\$25.00							\$80.00	10/31/2017	
14429	Weilbacher, Walden	\$25.00	\$25.00							\$225.00	9/29/2017	
14431	Quinata, Carlos/Amber Heri	\$25.00	\$25.00							\$525.00	9/14/2017	
14850	Hartup, Jason	\$25.00	\$25.00							\$575.00	8/17/2017	
12338	Tembata, Masao DBA:Ten Boa	\$22.90	\$22.90							\$87.50	10/17/2017	
14409	Robinson, Merle Ann	\$17.00	\$17.00							\$300.00	8/16/2017	
15480	L & P Corporation	-\$0.05	-\$0.05							\$255.25	8/18/2016	
1300	SANTOS, RAYMOND B.	-\$50.00	-\$50.00									
1638	LUJAN, FRANK V.	-\$50.00	-\$50.00							\$50.00	8/3/2017	
1749	CARBULLIDO, RITA B.	-\$50.00	-\$50.00							\$30.00	9/1/2017	
15423	Bosi, Vellamora	-\$50.00	-\$50.00							\$100.00	9/27/2017	
15537	Fitzgerald, Stephen	-\$50.00	-\$50.00							\$50.00	1/27/2017	
15597	Gorman, John T.	-\$50.00	-\$50.00							\$50.00	6/13/2017	
13485	7-Day Store	-\$54.62	-\$54.62							\$54.62	9/7/2017	
14684	Guam Pak Express Inc.	-\$54.62	-\$54.62							\$54.62	7/19/2017	
15605	Fejeran, Jennisha	-\$54.62	-\$54.62							\$54.62	9/14/2017	
15584	Willy's Furniture Outlet	-\$81.93	-\$81.93							\$81.93	9/25/2017	
14299	CANTON CONSTRUCTION	-\$117.52	-\$117.52									
13081	Watanabe, Akio/Fontana & C	-\$128.00	-\$128.00							\$147.00	4/10/2017	
12335	Liberty, Lawrence D / Sand	-\$137.50	-\$137.50							\$825.00	12/15/2016	
15582	Shavers, George Kenneth	-\$162.42	-\$162.42							\$1,430.00	5/17/2017	
14776	MARAD	-\$169.45	-\$169.45									
11756	V.Angoco's Trucking	-\$185.58	-\$185.58							\$109.24	10/12/2017	
15195	lee's Wholesale	-\$218.48	-\$218.48							\$27.31	10/11/2017	
15622	Quintanilla, Velma Marie C	-\$218.48	-\$218.48							\$54.62	8/1/2017	
14507	Guam Home Center	-\$218.57	-\$218.57							\$740.96	8/18/2017	
9996	Johnson,George L.	-\$245.26	-\$245.26							\$106.00	10/24/2017	
14290	DGX	-\$374.85	-\$374.85							\$163.86	10/16/2017	
1487	Guam Federation of Teacher	-\$859.00	-\$859.00									
11772	Cabras Island Marine Servi	-\$3,604.19	-\$3,604.19							\$3,604.19	9/6/2017	
13030	South Pacific Petroleum Co	-\$29,896.42	-\$29,896.42							\$9.11	10/24/2017	
12511	Hanson Permanente Cement o	-\$318,396.91	-\$318,396.91							\$172,000.00	3/17/2017	
1504	kwikspace Guam Inc.											
8336	Pacific Trucking Inc.									\$4,287.67	11/3/2017	
9224	Island Equipment Company											
9363	Luen Fung Enterprises											
9401	Tasi Tours Inc.									\$100.00	10/27/2017	
9654	Baba, Hideharu									\$40.00	10/4/2017	
9697	Camacho, Antonio Frank C.									\$520.00	12/22/2016	

9814	Fentress, Michael D.							\$169.00	8/24/2017	
9849	Flores, William A.							\$600.00	11/14/2016	
10621	Perez, Thomas L.G.							\$480.00	5/8/2017	
10735	Plummer, Peter J.							\$87.50	10/12/2017	
11778	Dewitt Trans Services of G									
11909	Micronesian Brokers Inc.							\$91.00	9/27/2017	
12129	Quality Distributors							\$27.31	9/19/2017	
12293	Bradford, William W.							\$220.00	11/1/2017	
12394	Wong, Billy							\$100.00	11/3/2017	
12397	Cruz, John R.							\$160.00	8/29/2017	
12408	Marianas Yacht Club							\$100.00	10/18/2016	
12424	Flores, Joaquin C.							\$137.50	10/27/2017	
12509	Hanley, Timothy F.							\$105.00	8/3/2017	
12514	Pepsi Cola Bottling Co. Gu							\$218.48	9/22/2017	
12522	Dickerson & Quinn, Ltd							\$109.24	10/5/2017	
12544	Cars Plus, LLC							\$195.02	9/27/2017	
12706	Guam Seawalker Tours							\$440.00	10/25/2017	
12823	Sunitomo Construction							\$136.55	8/28/2017	
12895	Bell, James C. or Cynthia							\$450.00	9/29/2017	
13040	Watson, Jonathan							\$85.68	10/6/2017	
13190	GENTLY BLUE DIVING SHOP							\$1,500.00	6/23/2017	
13191	Aguon, Sonja V. or Paul SN							\$320.00	9/6/2017	
13314	Island Certs Corporation							\$1,100.00	5/5/2017	
13405	Jae Hoon Corp.							\$109.24	10/26/2017	
13545	Perez, Vincent T./Vern Per							\$600.00	12/7/2016	
13677	Brown, Roy							\$174.45	5/17/2017	
13773	Walker, Jon D./Reed, Marvi							\$34.50	11/6/2017	
14013	Brandt, Jim or Bonnie							\$137.50	11/6/2017	
14126	Margarita Charters							\$695.50	10/12/2017	
14141	Core Tech International							\$81.93	9/1/2017	
14143	Salt Shaker Yacht Charter							\$245.26	10/24/2017	
14150	PIER, KENNETH							\$275.00	8/18/2017	
14210	Kaneshiro, Roger J., D.D.S							\$960.00	1/4/2017	
14212	Triple J. Motors							\$349.44	9/13/2017	
14436	John C. Aguon/Myung J. Par							\$600.00	2/24/2017	
14489	American Grocery							\$54.62	9/13/2017	
14533	Brochon, Michael							\$465.00	2/17/2017	
14570	Terfajle, Glenn							\$275.00	11/6/2017	
14582	Packbrier, Paul E.R./PCR Gu							\$315.00	10/10/2017	
14861	Taisacan, Nicholas							\$685.00	8/30/2017	
14911	Royal Cargo Guam, LLC							\$2,294.04	10/12/2017	
14968	Nguyen, Hoa Van							\$960.00	2/22/2017	
15014	Purcell Painting							\$54.62.	11/3/2017	
15152	SUNNY SIDE UP GUAM INC.							\$907.50	9/1/2017	
15172	PAN PACIFIC DIVERS							\$500.00	7/17/2017	



15245	RIDLON, DANIELA									\$480.00	3/7/2017	
15248	OLIMA, MAX HIDEO									\$1,800.00	10/26/2015	
15290	Murrell, Robert Dan									\$600.00	1/18/2017	
15310	Ocean Divers									\$500.00	8/31/2017	
15326	Campus, Hieu									\$600.00	3/28/2017	
15334	KALS Corporation									\$2,714.75	11/3/2017	
15428	Stewart, Michael									\$275.00	9/15/2017	
15433	Pleske, Burghard									\$750.00	9/26/2017	
15548	Makanja Fishing Charters									\$525.00	8/28/2017	
15594	Mcvey, Troy									\$412.50	8/7/2017	
15612	Churchill, Charles D.									\$300.00	9/19/2017	
15633	Stocks, Eric									\$152.49	8/24/2017	
15641	Santos, Edward									\$305.76	9/22/2017	
15642	Duenas, Isaac Ray									\$109.24	9/22/2017	
15643	Castro, William J.									\$234.00	9/22/2017	
	TOTAL	\$7,367,372.48	\$5,376,059.04	\$475,423.17	\$461,176.56	\$124,517.18	\$930,196.53					





Port Authority of Guam  
Accounts Payable Summary

Page  
Date 11/21/17  
As Of 09/30/17

Supplier	Supplier Name	Phone	Co	Balance	Open	Current	61	90	91	120	Aging	121	0	Over
13703	J&B Modern Tech.	6460588	00050	16740.00	16740.00									
15547	JB ELECTRICAL, TE	6370500	00050	490.00	490.00									
9275	JMI-EDISON	671 6466400	00050	700.00	700.00									
12199	Kilroy	671 4726390 (JOHNT	00050	715.00	715.00									
15490	Mendiola, Melanie	671 6325160/5169/	00050	50.00	50.00									
10188	Mid-Pac Far East	671 6491947FRANK	00050	1105.55	1105.55									
10250	Morrice Equipment	671 6374441/2	00050	30147.21	16515.81									13631.40
11930	ME International	671 6464396	00050	3099.00	3099.00									
13686	MJM (Guam) Intern	202 6884848	00050	720.00	720.00									
15106	MORPHOTRUST USA	671 6376642/7141/	00050	501.00	441.00									60.00
10330	Napa Auto Parts	671 486-4081	00050	79.85	79.85									
15348	Nason, Henry	671 6465115 (EMILY	00050	50.00	49.85									
10356	National Office S	671 6471883	00050	1792.46	1792.46									
14711	National Trading	671 6466380	00050	312.00	312.00									
14450	Net PC Guam	671 4723610x312	00050	1731.00	1731.00									
15263	NetCare Life & He	671 4829836	00050	136.23	136.23									
15637	Ngiradhelan, Pol	671 6477663	00050	50.00	50.00									
12528	NEW MW Corporatio	671 6330263/4	00050	10000.00	10000.00									
14349	Options PC	671 4721736 (FAEX2	00050	360.00	360.00									
11811	Pacific Daily New	671 6484361/2	00050	2627.00	2627.00									
10516	Pacific Data Syst	671 6484361/2	00050	2453.23	2453.23									
13196	Pacific Human Res	671 6376906/7/8	00050	11167.52	11167.52									
14994	Pacific Petroleum	671 6468082	00050	1164.00	1164.00									
14831	Phillips and Bord	671 4772223	00050	99753.16	99753.16									
13227	Proline	671 6465528	00050	2959.94	2959.94									
14909	Propacific Builde	671 4773109	00050	169438.50	169438.50									
14631	Public Utilities	671 4771907	00050	20404.24	20404.24									
11439	PAG Goodwill & Mo	671 4775931	00050	1050.00	1050.00									
7261	PAG Warehouse	671 4775931	00050	2600.00	2600.00									
15144	R&E GARCIA LLC, D	671 6469287	00050	1800.00	1068.00									732.00
10823	Reaction Supply C	671 4725651	00050	9499.55	9499.55									
7093	Safety 1st system	671 6496440DAVE	00050	1388.18	1388.18									
13524	Sam Duk Corporati	671 6460435	00050	990.00	990.00									
14792	Securesafe Soluti	671 6490797	00050	12140.52	12140.52									
15338	Smart Copy Servic	671 6464545	00050	150.00	150.00									
10044	Smithbridge Guam,	671 6535036 (STEVE	00050	5800.00	5800.00									
10997	SoiCom	671 6325310JERRY	00050	1603.00	1603.00									
13030	South Pacific Pet	671 4728871 (OPERA	00050	34206.55	34206.55									
14275	Sun Tees	671 6461635	00050	14959.30	14959.30									
1275	SANCHEZ, RUDY O.	671 8287926	00050	213.98	213.98									
15630	SOURCE RITE LLC	671 6465666 (KIN/D	00050	1439.82	1439.82									
14864	STANDARD INSURANC	671 3212091	00050	14.34	14.34									
11076	Ten-Tak Supply	671 777-2262	00050	496.91	496.91									
15398	Terlaja, Miguel T	671 6491924 (CAROL	00050	50.00	50.00									
13909	The Guam Daily Po	671 6461991/8507 (	00050	242.00	242.00									
1543	Tick Tock	671 6464742	00050	519.00	519.00									
13246	Total Chemical Re	671 6478473	00050	2150.40	2150.40									
11983	Treasurer of Guam	671 6496050	00050	21414.60	21414.60									
14321	Triple J Express	671 5652300	00050	9045.68	9045.68									
14642	Tristar Terminals	671 6388133 (CHRIS	00050	3334.20	3334.20									
11615	Tsang Brothers Co	671 4775931	00050	486.12	486.12									
1871	TAITANO, MARIA D.	671 6496345	00050	1751.90	1751.90									
15432	TRACK ME GUAM, LL	671 6496345	00050	50.00	50.00									
12542	United Tire	671 6496162	00050	290.00	290.00									
				608.00	608.00									

486.12

50.00

732.00

50.00

13631.40

60.00

Port Authority of Guam  
Accounts Payable SummaryPage  
Date  
As Of  
- 11/21/17  
- 09/30/17

Supplier	Supplier Name	Phone	Co	Balance Open	Current	61 - 90	91 - 120	Aging 121 - 0	Over 0
11623	Unitek Environment	671 5653151 (LEROY	00050	103610.00	103610.00				
15636	Voisteadt Rachel	671 689-8791	00050	50.00	50.00				
11956	Workters Compensat		00050	33489.00					33489.00
15591	WASTE WATER MANAG		00050	4850.00	4850.00				
14197	WSP/Parsons Brinc	671 9884554 (MATTH	00050	68972.54	68972.54				
00050	Port Authority of Guam			2231999.11	1987598.42		1560.66		242840.03
	Grand Total			2231999.11	1987598.42		1560.66		242840.03



04413

Port Authority of Guam  
Accounts Payable Summary

Page 4  
Date 11/21/17  
As Of 09/30/17

Supplier . . . . .	Supplier Name	Phone . . . . .	Co	Balance Open	Current . . . . .	61 - 90 . . . . .	91 - 120 . . . . .	Aging 121 - 0 . . . . .	Over . . . . .
			00050	2231999.11	1987598.42		1560.66		242840.03
Grand Total				2231999.11	1987598.42		1560.66		242840.03

### Budget Transactions

### Budget Lifts:

Divisional Transfers:									
Memo									
Date	Division		Request		Acct. No.			Amount	Reason
9/12/2017	Procurement	631.8111		631.8114				2,000.00	Lapse fund from salaries to OT
9/13/2017	Finance	681.8111		685.8521				2,000.00	Transfer for supplies
9/11/2017	Steveldore	313.8524		312.8114				10,000.00	needed for OT
9/11/2017	Safety	123.8524		123.8114				3,000.00	needed for OT
9/20/2017	Trans	332.8114		331.8114				13,000.00	needed for OT

## Memo

[illegible]

# PORT AUTHORITY OF GUAM

Crane Surcharge					9.50%	BOG 0101-330971 50.1122.BOGCRANE	
60.5851					Sinking	Bank Bal.	
Date	Description	Amount	Balance	Remarks	Fund	Amount	Date
9/30/2016	Balance Forwarded		518,395.13		2,850,791.98	2,500,076.68	
10/20/2016	Loan Payment	(101,426.79)	416,968.34				
10/1/2016	Pola Insurance Prem	(260,000.00)	156,968.34				
10/31/2016	Revenues	530,272.93	687,241.27				
10/31/2016	Depreciation	\$ (66,666.67)	620,574.60				
10/31/2016	Pola 14 Exp 70.8390	(5,986.24)	614,588.36				
	Pola 16 Exp 70.8391	\$ (5,712.32)	608,876.04				
	Pola 17 Exp 70.8392	\$ (4,633.84)	604,242.20			54,163.20	10/26/2016
	Gantry 3	\$ -	604,242.20				
	Reserve	\$ (50,375.93)	553,866.27		50,375.93	266.34	10/31/2016
	PMC	\$ -	553,866.27				
	CIP	-	553,866.27				
11/20/2016	Loan Payment	(101,426.79)	452,439.48				
11/30/2016	Revenues	612,053.00	1,064,492.48				
11/30/2016	Depreciation	\$ (66,666.67)	997,825.81			105,109.04	11/4/2016
11/30/2016	Pola 14 Exp 70.8390	(4,437.08)	993,388.73			433994.85	11/17/2016
	Pola 16 Exp 70.8391	(6,295.50)	987,093.23			290.41	11/30/2016
	Pola 17 Exp 70.8392	(4,646.19)	982,447.04				
	Gantry 3	-	982,447.04				
11/30/2016	Reserve	(58,145.04)	924,302.01		58,145.04		
	PMC	-	924,302.01				
12/20/2016	Loan Payment	(101,426.79)	822,875.22				
12/31/2016	Revenues	\$ 479,032.06	1,301,907.28				
12/31/2016	Depreciation	\$ (66,666.67)	1,235,240.61				
12/31/2016	Pola 14 Exp 70.8390	\$ (11,059.48)	1,224,181.13				
12/31/2016	Pola 16 Exp 70.8391	(9,380.87)	1,214,800.26				
12/31/2016	Pola 17 Exp 70.8392	\$ (7,886.21)	1,206,914.05				
12/31/2016	Gantry 3	\$ -	1,206,914.05				
12/31/2016	Reserve	\$ (45,508.05)	1,161,406.00		\$ 45,508.05	436,359.02	12/5/2016
12/31/2016	Crane Certification	\$ (4,450.00)	1,156,956.00			367.31	12/31/2016
1/20/2017	Loan Payment	(101,426.79)	1,055,529.21				
1/31/2017	Revenues	438,210.54	1,493,739.75				
1/31/2017	Depreciation	\$ (66,666.67)	1,427,073.08				
1/31/2017	Pola 14 Exp 70.8390	\$ (10,458.21)	1,416,614.87				
	Pola 16 Exp 70.8391	(7,031.47)	1,409,583.40				
	Pola 17 Exp 70.8392	\$ (6,010.95)	1,403,572.45				
	Gantry 3	-	1,403,572.45			374.82	1/31/2017
1/31/2017	Reserve	(41,630.00)	1,361,942.45		41,630.00		
2/20/2017	Loan Payment	(101,426.79)	1,260,515.66			57675.69	02/02/17
2/28/2017	Revenues	\$ 446,279.60	1,706,795.26			27,983.45	02/17/17
2/28/2017	Depreciation	\$ (66,666.67)	1,640,128.59			401663.47	02/27/17
2/28/2017	Pola 14 Exp 70.8390	(3,816.80)	1,636,311.79			345.86	02/28/17
	Pola 16 Exp 70.8391	\$ (14,771.91)	1,621,539.88				
	Pola 17 Exp 70.8392	(15,193.10)	1,606,346.78				
2/28/2017	Reserve	\$ (42,396.56)	1,563,950.22		\$ 42,396.56		
3/20/2017	Loan Payment	(101,426.79)	1,462,523.43				
3/31/2017	Revenues	526,179.04	1,988,702.47				
3/31/2017	Depreciation	\$ (66,666.67)	1,922,035.80			47023.12	3/17/2017
	Pola 14 Exp 70.8390	(44,761.58)	1,877,274.22			450088.29	3/21/2017

11/21/2017



# PORT AUTHORITY OF GUAM

Crane Surcharge					9.50%	BOG 0101-330971 50.1122.BOGCRANE	
60.5851					Sinking	Bank Bal.	
Date	Description	Amount	Balance	Remarks	Fund	Amount	Date
3/31/2017	Pola 16 Exp 70.8391	(44,032.09)	1,833,242.13				
	Pola 17 Exp 70.8392	\$ (45,034.33)	1,788,207.80				
3/31/2017	Reserve	(49,987.01)	1,738,220.79		49,987.01	443.98	3/31/2017
4/20/2017	Loan Payment	(101,426.79)	1,636,794.00				
4/30/2017	Revenues	494,244.60	2,131,038.60				
4/30/2017	Depreciation	\$ (66,666.67)	2,064,371.93				
	Pola 14 Exp 70.8390	\$ (2,520.37)	2,061,851.56			15,345.14	4/18/2017
4/30/2017	Pola 16 Exp 70.8391	\$ (2,012.50)	2,059,839.06			349,030.89	4/21/2017
	Pola 17 Exp 70.8392	\$ (9,292.50)	2,050,546.56			472.99	4/30/2017
4/30/2017	Reserve	\$ (46,953.24)	2,003,593.32		\$ 46,953.24		
4/30/2017	Crane Certification	(13,830.00)	1,989,763.32				
5/20/2017	Loan Payment	(101,426.79)	1,888,336.53				
5/31/2017	Revenues	559,617.55	2,447,954.08				
5/31/2017	Depreciation	\$ (66,666.67)	2,381,287.41				
	Pola 14 Exp 70.8390	(11,488.75)	2,369,798.66				
5/31/2017	Pola 16 Exp 70.8391	(5,000.00)	2,364,798.66				
	Pola 17 Exp 70.8392	(7,474.45)	2,357,324.21			518.19	5/30/2017
5/31/2017	Reserve	(53,163.67)	2,304,160.54		53,163.67		
6/20/2017	Loan Payment	(101,426.79)	2,202,733.75				
6/30/2017	Revenues	\$ 523,119.95	2,725,853.70				
6/30/2017	Depreciation	\$ (66,666.67)	2,659,187.03				
6/30/2017	Pola 14 Exp 70.8390	\$ (11,861.54)	2,647,325.49				
6/30/2017	Pola 16 Exp 70.8391	(7,148.37)	2,640,177.12				
6/30/2017	Pola 17 Exp 70.8392	\$ (11,307.77)	2,628,869.35			501.53	6/30/2017
6/30/2017	Reserve	(49,696.40)	2,579,172.96		\$ 49,696.40		
7/31/2017	Loan Payment	(101,426.79)	2,477,746.17				
7/31/2017	Revenues	478,759.80	2,956,505.97				
7/31/2017	Depreciation	\$ (66,666.67)	2,889,839.30				
7/31/2017	Pola 14 Exp 70.8390	(5,607.62)	2,884,231.68				
7/31/2017	Pola 16 Exp 70.8391	(12,008.79)	2,872,222.89				
7/31/2017	Pola 17 Exp 70.8392	(8,818.40)	2,863,404.49				
7/31/2017	Reserve	(45,482.18)	2,817,922.31		\$ 45,482.18		
8/31/2017	Loan Payment	(101,426.79)	2,716,495.52				
8/31/2017	Revenues	551,042.50	3,267,538.02				
8/31/2017	Depreciation	\$ (66,666.67)	3,200,871.35				
8/31/2017	Pola 14 Exp 70.8390	(6,408.81)	3,194,462.54				
8/31/2017	Pola 16 Exp 70.8391	(7,752.54)	3,186,710.00			518.30	7/31/2017
8/31/2017	Pola 17 Exp 70.8392	(6,390.23)	3,180,319.77			518.35	8/31/2017
8/31/2017	Reserve	(52,349.04)	3,127,970.73		52,349.04		
8/31/2017	PMC	(19,608.92)	3,108,361.81				
9/20/2017	Loan Payment	(101,426.79)	3,006,935.02				
9/30/2017	Revenues	453,559.80	3,460,494.82				
9/30/2017	Depreciation	\$ (66,666.67)	3,393,828.15				
	Pola 14 Exp 70.8390	(19,292.12)	3,374,536.03				
9/30/2017	Pola 16 Exp 70.8391	\$ (8,906.25)	3,365,629.78				
	Pola 17 Exp 70.8392	\$ (21,090.42)	3,344,539.36				
9/30/2017	Reserve	\$ (43,088.18)	3,301,451.18		43,088.18	501.68	9/30/2017
			3,301,451.18		3,429,567.26	4,883,632.60	





**Port Authority of Guam  
Capital Improvement Projects  
Engineering Division  
Summary Status**

As of November 21, 2017

<b>Project:</b>	<b>Marine SLE Project, Wharf Repairs</b>
Project No.:	IFB No. PAG-CIP-014-005
Project Amount:	\$4,541,635.00
Funding Source:	Port Authority
Contractor:	BME & Sons, Inc.
Construction Manager:	EMPSCO & Port Engineering/CIP Division
Notice to Proceed:	January 5, 2015
Project Completion:	May 17, 2016
Work Status:	Project completed. Contractor disputing Change Order No. 6. Pending status on Contractor and PAG Management.

<b>Project:</b>	<b>Design and Construct Canopies for EQMR Fleet, Drum Lot and Top Loader Area</b>
Project No.:	IFB No. PAG-CIP-016-001
Project Amount:	\$198,000.00
Approved Change Order	\$2,598.83
New Contract Amount	\$200,598.83
Funding Source	Port Authority - FMF
Contractor:	Canton Construction Corporation
Construction Manager:	PAG Engineering & EQMR Manager
Notice to Proceed:	June 15, 2016
Project Completion:	February 10, 2017
Work Status:	100 % Completed -Pending new Punch list item as per GM site inspection 10/20/17. Canopy "C" under warranty repair.

<b>Project:</b>	<b>Container Yard Asphalt , Concrete Pavement and Fire Hydrant Valve Repairs</b>
Project No.:	IFB No. PAG-CIP-017-002
Project Amount:	\$1,541,535.74
Funding Source:	Port Authority - FMF
Contractor:	IAN Corp.
Construction Manager:	PAG Engineering
Notice to Proceed:	To Be Determine
Project Completion:	To Be Determine
Work Status:	IAN Corp. Lowest responsive Bidder. Awaits Intent to Award.



<b>Project:</b>	<b>A/E Design Consultant Services</b>
Project No.:	RFP No. PAG-016-002
Project Amount:	IDIQ Contract
Funding Source:	Port Authority
A/E Consultant:	N.C. Macario & Associates
Construction Manager:	N.C. Macario & Associates
Notice to Proceed:	Sept. 30, 2016
Project Completion:	Sept. 29, 2018 w/ 1 year option to extend from PAG
Work Status:	PAG currently working Task Order No. 3 for CM Management for Cont. Yard Concrete/Asphalt Pavement and Fire Hydrant Repair

<b>Project:</b>	<b>Design Built for the Renovation of PAG Engineering, Safety and Stevedoring Offices</b>
Project No.:	IFB No. PAG-CIP-017-001
Project Amount:	\$370,500.00
Approved C.O. No.1	\$76,295.84
New Contract Amount	\$425,295.84
Funding Source:	Port Authority
Contractor:	Pro Pacific Builders Corporation
Construction Manager:	PAG Engineering/CIP Division
Notice to Proceed:	July 11, 2017
Project Completion:	11-Jan-18
Work Status:	Contractor accomplishment is 76.65% as of October. PCO No. 1 approved by PAG Management.

<b>Project:</b>	<b>Container Yard Trench Drain Repair</b>
Project No.:	TBD
Project Amount:	TBD
Funding Source:	TBD
Contractor:	TBD
Construction Manager:	PAG Engineering/CIP Division
Notice to Proceed:	TBD
Project Completion:	TBD
Work Status:	Preparing bid documents for advertisement.

<b>Project:</b>	<b>A/E Design Consulting Services for New Port Administration Complex</b>
Project No.:	RFP PAG-CIP-017-001
Project Amount:	\$375,000.00
Funding Source:	Port Authority
Designer:	TBD
Construction Manager:	TBD
Notice to Proceed:	TBD
Project Completion:	TBD
Work Status:	Pending designation of Evaluation Committee for A/E selection.

<b>Project:</b>	<b>Removal, Supply and Installation of 3 each Manual Roll-up Door at WH1 Crane Mechanic Area</b>
Project No.:	IFB No. PAG-CIP-017-003
Project Amount:	\$111, 900.00
Funding Source:	Port Authority & Federal Grant (PSGP)
Contractor:	BBR Micronesia Corporation
Construction Manager:	PAG Engineering/CIP Division
Notice to Proceed:	November 6, 2017
Project Completion:	6-Apr-18
Work Status:	Contractor BBR Micronesia. Mobilization and Demolition ongoing.

<b>Project:</b>	<b>Supply and Install 13 Ea. 480 Watts LED Flood Light Fixtures</b>
Project No.:	Request for Quotation
Project Amount:	TBD
Funding Source:	PAG and Port Security Grant Program (Federal)
Contractor:	TBD
Construction Manager:	PAG Engineering/CIP Division
Notice to Proceed:	TBD
Project Completion:	TBD
Work Status:	Awaits Final Submission of Quotations.

<b>Project:</b>	<b>Design Build toSupply and Install New 8,000 Gals. Double Wall Fuel Tank with Fuel dispenser and Complete Appurtenances</b>
Project No.:	TBD
Project Amount:	TBD
Funding Source:	PAG FMF
Contractor:	TBD
Construction Manager:	PAG Engineering/CIP Division
Notice to Proceed:	TBD
Project Completion:	TBD
Work Status:	SOW submitted to Procurement for Invitation to Bid.

<b>Project:</b>	<b>Harbor of Refuge Pump Station and Installation of Waste Water Injector Pump</b>
Project No.:	TBD
Project Amount:	TBD
Funding Source:	Dept. of Agriculture Fish and Wild Life Boating Grant
Contractor:	TBD
Construction Manager:	PAG Engineering/CIP Division
Notice to Proceed:	TBD
Project Completion:	TBD
Work Status:	Awaits Approval from Attorney General and Governor

<b>Project:</b>	<b>Harbor of Refuge Installation of Mooring Blocks</b>
Project No.:	TBD
Project Amount:	TBD
Funding Source:	Dept. of Agriculture Fish and Wild Life Boating Grant
Contractor:	TBD
Construction Manager:	PAG Engineering/CIP Division
Notice to Proceed:	TBD
Project Completion:	TBD
Work Status:	Awaits Approval from Attorney General and Governor

<b>Project:</b>	<b>Demolition of Dock "B" in AGAT Marina</b>
Project No.:	TBD
Project Amount:	TBD
Funding Source:	Dept. of Agriculture Fish and Wild Life
Contractor:	TBD
Construction Manager:	PAG Engineering/CIP Division
Notice to Proceed:	TBD
Project Completion:	TBD
Work Status:	Awaits Approval from Attorney General and Governor



PORT AUTHORITY OF GUAM  
CONTRACT SUMMARY UPDATE

No.	Consultant/Vendor	Type of Service	Solicitation Method Reference No.	Division	Contract Term	Initial Term	Expiration After Options	Next Renewal Due Date	Annual Amount (Comments / Notes)
PROFESSIONAL SERVICES									
1	N.C. Macario & Assoc.	A/E Design and Consulting Services	RFP-016-002	Engineering	2 years with option to renew for 1 additional year	10/27/16 to 10/26/18	10/26/2019	10/26/2018	Not to exceed \$480,000.00
2	G4S	Implementation & Integration of TOS	RFP-013-004	IT	5 years	2014 to 2019	2019	2019	TO2 - \$4.4Million
3	A1 - Guam WEBZ	Web Development, Hosting, Support and Maintenance Svcs	RFP-014-006	IT	3 yrs w/ options NTE 5yr	12/01/14 to 11/30/17	11/30/2019	11/30/2017	Fees based on rates
4	Alan Searle	Classification Position Maintenance	RFP-014-001	HR	1 yr w/ option NTE 5 yr	06/01/14 to 05/31/15	5/31/2019	5/31/2018	\$73,000.00
5	AM Insurance	Insurance Coverages	GSA-006-12	Finance	5 years	10/01/2017 to 09/30/2022	9/30/2022	9/30/2018	Premium based
6	AM Insurance	Workers Compensation Coverages	GSA-001-15	Finance	1 year - 2017 to 2018	8/1/2017 to 7/31/2018	7/31/2018	7/31/2018	\$50,000.00
7	Matson	Matson-Technical Support Services	RFP-016-003	EQMR	Extended to 4/3/2018	11/4/16 to 11/3/17	4/3/2018	11/3/2017	490,000.00
8	Bank of Guam	Banking Services	RFP-014-004	Finance	5 years	6/1/14 to 5/31/19	5/31/2019	5/31/2019	Fees based on rates
10	A/E New Port Admin Bldg	A/E Design and Consulting Services for New Port Admin Bldg.	RFP-017-001	Engineering	Recommended by Legal Counsel to Cancel				CANCELLED due to unavailability of funds
11	IRIS, LTD	Risk Management Consultant	RFP-014-005	Finance	Extended to 12/31/17	11/12/14 to 11/11/17	12/31/2017	11/11/2017	\$42,000.00
12	Currently in the 14 day protest appeal period which ends Dec. 4, 2017	Training & Certification Services for Maritime Terminal Operations	RFP-017-003	Human Resources	1 yr w/options NTE 5 years				
13	Pacific Human Resources, Inc.	Drug Free Workplace Program	RFP-015-002	Human Resources	3 yr. w/ 2 options NTE 5 years	03/19/15 to 03/18/2018	3/18/2020	3/18/2018	Fees based on rates
14	Phillips & Bordallo	Legal Services	RFP-015-004	Corporate	1 yr w/options NTE 4 years	06/17/15 to 06/16/2016	6/16/2019	6/16/2018	Fees based on rates
15	TakeCare dba: FHP	Medical Examination Services	RFP-017-002	Human Resources	3 yr. w/ 2 options NTE 5 years	9/21/17 to 9/20/20	9/20/2022	9/20/2020	Fees based on rates
16	Pro Marine Technology	Underwater Assessment & Inspection Services	RFP-015-001	Harbormstr	2 yrs w/ 3 options NTE 5yr	07/17/15 to 07/16/2017	7/16/2020	7/17/2018	Task Order Based
17	Tristar Terminals, Inc.	M & O of F-1 Fuel Pier Facility	RFP-013-003	Engineering	5 years	04/01/14 to 03/31/19	3/31/2019	3/31/2019	Fees based on rates
18	Unitek Environmental-Guam	Environmental Consulting Services-SWPP Compliance	RFP-014-002	Engineering	1 yr w/ option NTE 5 yr	07/01/14 to 06/30/15	6/30/2019	7/1/2018	Task Order Based
19	Deloitte & Touche, LLP	Annual Independent Audit Services	RFP-015-005	Fiscal	FY15, FY16, FY17	FY15, FY16 and FY17	Completion of FY17	FY17	\$45,000.00
20	Parsons Brinckerhoff	OAE - Owner Agent Engineer	RFP-015-003	Planning	1 yr w/ 4 options NTE 5 yrs	9/9/15 to 9/8/16	9/8/2020	9/8/2018	\$1.38mil



# PORT AUTHORITY OF GUAM CONTRACT SUMMARY UPDATE

[illegible]

## CONSTRUCTION CONTRACTS

[illegible]

**FY-17 WORK INJURY REPORT**  
(01/01/17 to 12/31/17)

<b><u>Divisions</u></b>	<b><u>*Lost-time</u></b>	<b><u>**Recordable</u></b>	<b><u>*** Refused Treatment</u></b>
Stevedoring	1	5	0
Transportation	0	0	0
Terminal	0	0	0
EQMR	4	0	0
Others	<u>2</u>	<u>0</u>	<u>0</u>
Total	7	5	0

Work Injury Summary for this reporting period: 11/14/2017

Total Injuries for FY-17 to date: 12– Injuries

7-- Lost-time

5 – Recordable

0 – Refused Medical Attention

Last disabling work injury was on: 11/07/2017

Number of days since last disabling work injury: 7-days

**Note: PAG best record was 222 days or 7 months w/o a disabling work injury**

**\*Lost-time** = If an employee was injured on the job and medical doctor sent him/her home, his/her injury is considered a lost-time.

**\*\*Recordable** = If an employee was injured on the job and medical doctor treated him/her and released him/her back to work on the same day (Recordable because of medical charges).

**\*\*\*Refused Medical Attention:** Filed WC Forms 201 & 202 for record purposes only.



**PORT OF GUAM***ATURIDATI PUETTON GUAHAN***Jose D. Leon Guerrero Commercial Port**

1026 Cabras Highway, Suite 201, Piti, Guam 96925

Telephone: 671-477-5931/35 Facsimile: 671-477-2689/4445

Website: [www.portguam.com](http://www.portguam.com)Eddie Baza Calvo  
Governor of GuamRay Tenorio  
Lieutenant Governor

November 27, 2017

**MEMORANDUM**

TO: Board of Directors

FROM: General Manager

SUBJECT: Legal Professional Services

In review of the legal billing for the month of October 2017, revealed that such billing has exceeded its budget ceiling. In accordance with the Professional Services Agreement for legal representation, Section III Compensation, the consultant's monthly billings shall not exceed the sum of \$70,000.00 per month without prior written approval or subsequent ratification by the Port Board of Directors.

The following is provided:

Invoice	Amount	Variance
October 2017	\$97,156.25	\$27,156.25

Port legal representation is provided for cases before the Civil Service Commission, Superior Court, and Supreme Court of Guam.

At this time, management requests for Board ratification of the October 2017 legal invoice to process payment accordingly.

I am available should you have any questions.

  
JOANNE M.S. BROWN



**PORT OF GUAM**

ATURIDAT / PUETTON GUAHAN

**Jose D. Leon Guerrero Commercial Port**

1026 Cabras Highway, Suite 201, Piti, Guam 96925

Telephone: 671-477-5931/35 Facsimile: 671-477-2689/4445

Website: [www.portguam.com](http://www.portguam.com)



Eddie Baza Calvo  
Governor of Guam

Ray Tenorio  
Lieutenant Governor

November 27, 2017

**MEMORANDUM**

TO: Board of Directors

FROM: General Manager

SUBJECT: WSP – Environmental, Health & Safety Program Development

WSP, the Port's OAE consultant, has completed the safety and environmental assessment that provided for the following:

1. Level of risk associated with expanded operations, policies, procedures, and work practices;
2. Current level of compliance with laws, regulations, and standards applicable to marine terminal operations; and
3. Opportunities for the Port to minimize operational risk by way of an improved internal safety and health program and improved compliance initiatives.

WSP concluded there to be a need for corrective action in order to be in full compliance with Environmental, Health and Safety (EHS) regulations as well as other related code requirements. To this end, WSP proposes to assist the Port in developing a comprehensive environmental, health and safety program. The program will be designed to ensure the Port is in compliance with all applicable EHS laws and regulations under the Guam Administrative Rules and Regulations, Code of Federal Regulations and US Coast Guard regulations that will ensure the protection of port employees and the environment.

In light of this, management request for Board's approval to transfer the sum of \$295,000.00 from the Other Small Projects account to the OAE Consultant Services account.

I am available for any questions you may have.

  
JOANNE M.S. BROWN



**PORT OF GUAM**

ATURIDAT / PUETTON GUAHAN

**Jose D. Leon Guerrero Commercial Port**

1026 Cabras Highway, Suite 201, Piti, Guam 96925

Telephone: 671-477-5931/35 Facsimile: 671-477-2689/4445

Website: [www.portguam.com](http://www.portguam.com)



Eddie Baza Calvo  
Governor of Guam

Ray Tenorio  
Lieutenant Governor

November 27, 2017

**MEMORANDUM**

TO: Board of Directors

FROM: General Manager

SUBJECT: Travel Authorization Request  
: Association of Pacific Ports Winter Conference

As you are aware, the Port Authority of Guam is a member of the Association of Pacific Ports (APP). The association will be holding its APP Winter Conference on January 10-12, 2018 at Lahaina, Hawaii. In keeping up with maritime industry current affairs, the Port has been involved in the conferences held by APP for networking and best management practices.

In light of this, request is being made to authorize travel for the following port participants.

Purpose: 2018 APP Winter Conference

Travel Date: January 10-12, 2018

Place: Lahaina, Hawaii

Participant: Maria Taitano, Board Member  
Joanne Brown, General Manager

Travel Cost: Airfare: \$4,190.01  
Per Diem: \$3,617.50  
Registration: \$1,590.00  
**\$9,397.51**

I am available should you have any questions.

  
JOANNE M.S. BROWN





**PORT OF GUAM**

ATURIDAT / PUETTON GUAHAN

**Jose D. Leon Guerrero Commercial Port**

1026 Cabras Highway, Suite 201, Piti, Guam 96925

Telephone: 671-477-5931/35 Facsimile: 671-477-2689/4445

Website: [www.portguam.com](http://www.portguam.com)



Eddie Baza Calvo  
Governor of Guam

Ray Tenorio  
Lieutenant Governor

November 27, 2017

**MEMORANDUM**

TO: Board of Directors

FROM: General Manager

SUBJECT: Travel Authorization Request  
: Pacific Executive Leaders Program: Port Recovery Workshop

Through the recommendation of the United States Coast Guard, an invitation to participate in the Pacific Executive Leaders Program (PELP): Port Recovery Workshop has been extended to the Port Authority, specifically Mr. John B. Santos, Operations Manager. The workshop is hosted by the US Department of Homeland Security/Federal Emergency Management Agency. The workshop will focus on reopening commercial seaports in the Pacific islands following any kind of disaster. FEMA sponsors and funds the PELP to improve preparedness and resilience across the Pacific islands, including critical infrastructure providing vital services to commercial seaports.

In light of this, Board approval is being requested to authorize travel for the following port personnel.

Purpose: Pacific Executive Leaders Program: Port Recovery Workshop  
Travel Date: February 5-9, 2018  
Place: Honolulu, Hawaii  
Participant: John Santos, Operations Manager  
Travel Cost: ***100% federally funded***

I am available should you have any questions.

  
JOANNE M.S. BROWN